



NASHVILLE AREA

Metropolitan Planning Organization

April 22, 2010

Ms. Teresa Estes
 Local Programs Development Office
 Tennessee Department of Transportation
 Suite 600, James K. Polk Bldg.
 Nashville, Tennessee 37243

Re : March 2011 FY 2011-15 TIP Amendments for the Nashville Area MPO

Dear Ms. Estes:

Enclosed is an amendment package to the Nashville Area MPO's FY 2011-2015 Transportation Improvement Program (TIP). The amendments were adopted by the MPO Executive Board at its March 16, 2011 meeting.

The package contains several project amendments involving STP, HPP and Safety funds. Additionally, included are two transit projects that are receiving CMAQ funds. The following projects are included for your review:

TIP #	Project	Sponsor	Amendment
2008-46-075	Chaney Boulevard Sidewalks	City of La Vergne	Add funds
223	Fergus Road Sidewalks	City of La Vergne	Substitute and add funds
2011-85-125	Expansion of Regional Bus Services	RTA	Add funds
2011-15-158	Expansion of Existing MTA Bus Service	MTA	Add Project to TIP
2008-14-030	Various Intersection Improvements (FAU Routes)	Metro Nashville	Program Construction
2011-15-158	Various Intersection Improvements	City of Gallatin	Shift Funds

Copies of the original and revised TIP pages are included for your reference. The amendments have been made according to the procedures identified in the MPO's federally-approved Public Participation Plan and result in a fiscally constrained TIP.

Please consider this a formal request to amend the STIP. Thank you for your assistance in processing this request. If you have any questions or comments, please contact me or Félix Castrodad at 862-7204.

Best,


Michael Skipper, AICP
Executive Director

CC w/o enclosures: Ms. Sherri Carroll, TDOT
Ms. Angie Midgett, TDOT
Mr. Larry McGoogin, TDOT
Mr. Alan Jones, TDOT
Mr. Grant Green, City of La Vergne
Mr. Jim McAteer, MTA/RTA
Mr. Ed Oliphant, MTA/RTA
Mr. Billy Davis, Metro Nashville
Mr. Jim Svoboda, City of Gallatin
Mr. Tom Brashear, Wilson County, MPO TCC Chair
Mayor Karl Dean, MPO Executive Board Chair

Enclosures



NASHVILLE AREA
Metropolitan Planning Organization

April 22, 2010

Ms. Sherri Carroll
Director of Program Operations
Multimodal Transportation Resources Division
Tennessee Department of Transportation
Suite 1800, James K. Polk Bldg.
Nashville, Tennessee 37243

Re : March 2011 FY 2011-15 TIP Amendments for the Nashville Area MPO

Dear Ms. Carroll:

Enclosed is an amendment package to the Nashville Area MPO's FY 2011-2015 Transportation Improvement Program (TIP). The amendments were adopted by the MPO Executive Board at its March 16, 2011 meeting.


The package contains two Nashville Metropolitan Transit Authority's (MTA) projects involving Federal Transit Administration 5339 and 5309 funds. The following projects are included for your review:

TIP #	Project	Sponsor	Amendment
2011-15-159	Broadway-West End Alternative Analysis	MTA	Add Project to TIP
2011-15-160	Transit Asset Management Software Upgrade	MTA	Add Project to TIP

Copies of the original and revised TIP pages are included for your reference. The amendments have been made according to the procedures identified in the MPO's federally-approved Public Participation Plan and result in a fiscally constrained TIP.

Please consider this a formal request to amend the STIP. Thank you for your assistance in processing this request. If you have any questions or comments, please contact me or Félix Castrodad at 862-7204.

Best,



Michael Skipper, AICP
Executive Director

CC w/o enclosures: Ms. Teresa Estes, TDOT
Ms. Angie Midgett, TDOT
Mr. Jim McAteer, MTA/RTA
Mr. Ed Oliphant, MTA/RTA
Mr. Tom Brashear, Wilson County, MPO TCC Chair
Mayor Karl Dean, MPO Executive Board Chair

Enclosures

MPO RESOLUTION 2010-008

A RESOLUTION ADOPTING THE 2035 REGIONAL TRANSPORTATION PLAN

WHEREAS, the Nashville Area Metropolitan Planning Organization (MPO) is responsible for carrying out a comprehensive, cooperative, and continuing transportation planning process throughout Davidson, Rutherford, Sumner, Williamson, Wilson and portions of Maury and Robertson counties; and

WHEREAS, the Safe, Accountable, Flexible, Efficient, Transportation Equity Act - A Legacy for Users (SAFETEA-LU), passed by the United States Congress and signed into law by the President in 2005, requires that each MPO adopt a long range transportation plan to help guide federal investments in transportation infrastructure; and

WHEREAS, various federal, state, regional, and local agencies and organizations concerned with transportation planning for the MPO area have cooperatively developed the 2035 Regional Transportation Plan to satisfy federal planning requirements of SAFETEA-LU; and

WHEREAS, the MPO has followed the prescribed guidance for the development of the long range transportation plan, as found in the Final Rule for Metropolitan Planning in the Federal Register, February 14, 2007 under section 450.322, in the preparation of the 2035 Regional Transportation Plan; and

WHEREAS, the MPO has involved the public and interested stakeholders in an open and transparent process as detailed by the MPO's Public Participation Plan which includes a public review and comment period of no less than 30 days, at least one public workshop in each of the counties of the MPO, and two formal public hearings; and


WHEREAS, the 2035 Regional Transportation Plan is consistent with state and local transportation plans and programs and has been determined to be in conformity with the Clean Air Act Amendments of 1990;

NOW, THEREFORE, BE IT RESOLVED by the Executive Board of the Nashville Area MPO, that 2035 Regional Transportation Plan is adopted in order to ensure the continued livability, sustainability, prosperity, and diversity of Middle Tennessee by serving as the basis for future transportation planning and programming decisions for the region.

Adopted this 15th day of December, 2010 by the Executive Board of the Nashville Area Metropolitan Planning Organization.


The Honorable Mayor Karl F. Dean
Chairman, MPO Executive Board

Attest:


Michael Skipper, AICP
Secretary, MPO Executive Board

MPO RESOLUTION 2010-009

**A RESOLUTION ADOPTING THE TRANSPORTATION IMPROVEMENT PROGRAM
FOR FEDERAL FISCAL YEARS 2011 THROUGH 2015**

WHEREAS, the Nashville Area Metropolitan Planning Organization (MPO) is responsible for carrying out a comprehensive, cooperative, and continuing transportation planning process throughout Davidson, Rutherford, Sumner, Williamson, Wilson and portions of Maury and Robertson counties; and

WHEREAS, the Safe, Accountable, Flexible, Efficient, Transportation Equity Act - A Legacy for Users (SAFETEA-LU), passed by the United States Congress and signed into law by the President in 2005, requires that each MPO adopt a short-range work program that consists of federally funded and/or regionally significant transportation improvement projects within the metropolitan area; and

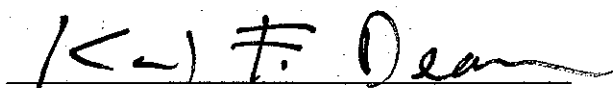
WHEREAS, various federal, state, regional, and local agencies and organizations concerned with transportation planning for the MPO area have cooperatively developed the Transportation Improvement Program (TIP) for Federal Fiscal Years 2011 through 2015 to satisfy federal planning requirements of SAFETEA-LU; and

WHEREAS, the TIP is comprised of projects that are derived from the MPO's adopted 2035 Regional Transportation Plan, is consistent with local and state transportation plans, and has met the requirements of Title 23 Code of Federal Regulations Part 450.324; and

WHEREAS, the MPO has involved the public and interested stakeholders in an open and transparent process as detailed by the MPO's Public Participation Plan which includes a public review and comment period of no less than 21 days and two formal public hearings;

NOW, THEREFORE, BE IT RESOLVED by the Executive Board of the Nashville Area MPO, that Transportation Improvement Program for Federal Fiscal Years 2011 through 2015 is adopted in order to ensure the continued livability, sustainability, prosperity, and diversity of Middle Tennessee by implementing the short-range component of the 2035 Regional Transportation Plan.

Adopted this 15th day of December, 2010 by the Executive Board of the Nashville Area Metropolitan Planning Organization.



The Honorable Mayor Karl F. Dean
Chairman, MPO Executive Board

Attest:



Michael Skipper, AICP
Secretary, MPO Executive Board



U.S. Department
of Transportation
**Federal Highway
Administration**

Tennessee Division

January 7, 2011

404 BNA Drive, Suite 508
Nashville, Tennessee 37217
Phone (615) 781-5770
Fax (615) 781-5773
www.fhwa.dot.gov

Mr. Paul Degges
Chief Engineer
Tennessee Department of Transportation
James K. Polk Building, Suite 700
Nashville, TN 37243-0349

In Reply Refer To:
HPP-TN

Subject: 2011-2014 Nashville and Jackson TIPs

Dear Mr. Degges:

The Federal Highway Administration (FHWA) and Federal Transit Administration (FTA) have reviewed the Statewide Transportation Improvement Program (STIP) Amendment for Fiscal Years 2011-2014. The 23 CFR 450.220 requires FHWA and FTA approval of the STIP at least every four years. This amendment includes Transportation Improvement Programs without modification for the Nashville and Jackson Metropolitan Planning Organizations.

The Tennessee Department of Transportation has provided appropriate public involvement for the STIP amendment, and has documented appropriate fiscal constraint.

The FHWA and FTA approve the FY 2011-2014 STIP, as amended, based on the requirements of the 23 CFR 450. If you have any questions regarding this approval, please contact Britta Stein at (615) 781-5792, or Elizabeth Martin of FTA at (404) 865-5612.

Sincerely,

Pamela M. Kordenbrock
Division Administrator

cc: Mr. Joe Carpenter, Chief Environment & Planning Bureau, TDOT
Ms. Jeanne Stevens, Director, Long Range Planning, TDOT
Mr. Jim Moore, Director, Program Development, TDOT
Ms. Deborah Fleming, MPO Program Coordinator, TDOT
Ms. Angela Midgett, MPO Program Coordinator, TDOT
Mr. Keith Donaldson, MPO Coordinator, MPO
Mr. Michael Skipper, MPO Coordinator, Nashville MPO
Ms. Elizabeth Martin, Community Planner, FTA Region 4
Ms. Valencia Williams, Community Planner, FTA Region 4
Ms. Jamie Pfister, Planning & Program Director, FTA Region 4



MPO RESOLUTION 2011-001

A RESOLUTION AMENDING THE TRANSPORTATION IMPROVEMENT PROGRAM
FOR FEDERAL FISCAL YEARS 2011 THROUGH 2015

WHEREAS, the Nashville Area Metropolitan Planning Organization (MPO) is responsible for the development and adoption of a Transportation Improvement Program (TIP) for the metropolitan planning area in cooperation with the state, local governments, and public transit operators; and

WHEREAS, on December 15, 2010, the MPO adopted the TIP for federal fiscal years 2011 through 2015 to advance projects contained within the MPO's 2035 Regional Transportation Plan; and

WHEREAS, the TIP consists of a staged multi-year program of federally and regionally significant transportation improvement projects that are financially constrained by year and includes an annual element for Metropolitan Nashville and Davidson County, Rutherford County, Sumner County, Williamson County, Wilson County, and portions of Maury and Robertson counties; and

WHEREAS, the MPO's Public Participation Plan allows the public and interested stakeholders a period of no less than 21 days to review proposed amendments to the TIP; and

WHEREAS, the following amendments have met all public noticing requirements, are consistent with the 2035 Regional Transportation Plan, and conform to the requirements of Title 23 Code of Federal Regulations Part 450.324;

NOW, THEREFORE, BE IT RESOLVED by the Executive Board of the Nashville Area Metropolitan Planning Organization, that the Fiscal Years 2011 through 2015 Transportation Improvement Program is amended as follows.

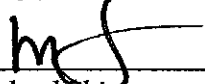
Amend#	Project Description	Proposed Change
2011-001	City of La Vergne - Chaney Blvd. Sidewalks	Add funds
2011-002	City of La Vergne - Fergus Rd. Sidewalks	Substitute/Add funds
2011-003	City of Portland - SR-109 at Kirby Dr.	Add funds
2011-004	RTA - Expansion of Regional Bus Service	Add funds
2011-005	MTA - Expansion of MTA Bus Service	Add project to TIP
2011-006	MTA - Broadway-West End Alternative Analysis	Add project to TIP
2011-007	MTA - Transit Asset Management Software	Add project to TIP
2011-008	Metro - Various Intersection Improvements (FAU Routes)	Program Construction
2011-009	City of Gallatin - Various Intersection Improvements	Shift funds

Adopted this 16th day of March, 2011 by the Executive Board of the Nashville Area Metropolitan Planning Organization.



The Honorable Mayor Karl Dean
Chairman, MPO Executive Board

Attest:



Michael Skipper
Secretary, MPO Executive Board

Nashville Area Metropolitan Planning Organization

FY 2011-2015 TIP Amendments – March 2011

TIP Amendment # 2011-001

TIP #: 2008-46-075
2035 RTP#: 1046-269
Project: **Chaney Boulevard Sidewalk**
Requested By: City of La Vergne
Phase: Preliminary Engineering & Construction
Fiscal Year(s): 2011
Proposed Changes: **Add funds**
Total Project Cost: \$ 610,825

FROM: \$ 154,000

<i>FY</i>	<i>Type of Work</i>	<i>Funding</i>	<i>Total</i>	<i>Federal</i>	<i>State</i>	<i>Local</i>
2011	CONST	ENH	154,000	123,200		30,800
Total			154,000	123,200		30,800

TO: \$ 610,825

<i>FY</i>	<i>Type of Work</i>	<i>Funding</i>	<i>Total</i>	<i>Federal</i>	<i>State</i>	<i>Local</i>
2011	PE	HPP (TN101)	70,000	56,000		14,000
2011	CONST	HPP (TN101)	386,825	309,460		77,365
2011	CONST	ENH	154,000	123,200		30,800
Total			610,825	488,660		122,165

Description: Construct 5,600 linear feet of sidewalk. Project includes drainage improvements.

Background: This project is an existing project in the 2011-15 TIP. The amendment adds \$365,460 (federal) to complete the project based on higher than expected engineering estimates. The additional funds are High Priority Project (HPP) funds associated with bicycle and pedestrian improvements for the City.



Nashville Area MPO Fiscal Years 2011-2015 Transportation Improvement Program

ORIGINAL

TIP # <input type="text" value="2008-46-075"/>	TDOT PIN # <input type="text"/>	Improvement Type <input type="text" value="Pedestrian"/>	Lead Agency <input type="text" value="LaVergne"/>
County <input type="text" value="Rutherford"/>	Length <input type="text" value="1.0"/> mi	RTP# <input type="text" value="1046-269"/>	Conformity Status <input type="text" value="Exempt"/>
Route/Project Name <input type="text" value="Chaney Boulevard Sidewalk"/>		Total Project Cost <input type="text" value="\$154,000"/>	
Termini or Intersection <input type="text" value="From Chaney Blvd. to intersection of Old Nashville Highway"/>			
Project Description <input type="text" value="Construct 5,600 linear feet of sidewalk. Project include drainage improvements"/>			

Fiscal Year	Type of Work	Funding Type	Total Funds	Fed Funds	State Funds	Local Funds
<input type="text" value="2012"/>	<input type="text" value="CONST"/>	<input type="text" value="ENH"/>	<input type="text" value="\$154,000"/>	<input type="text" value="\$123,200"/>	<input type="text"/>	<input type="text" value="\$30,800"/>
<input type="text"/>	<input type="text"/>	<input type="text"/>	<input type="text"/>	<input type="text"/>	<input type="text"/>	<input type="text"/>
<input type="text"/>	<input type="text"/>	<input type="text"/>	<input type="text"/>	<input type="text"/>	<input type="text"/>	<input type="text"/>
<input type="text"/>	<input type="text"/>	<input type="text"/>	<input type="text"/>	<input type="text"/>	<input type="text"/>	<input type="text"/>

Amendment 1 # <input type="text"/>	Adjustment 1 # <input type="text"/>	Remarks
Amended on <input type="text"/>	Adjusted on <input type="text"/>	
Amendment 2 # <input type="text"/>	Adjustment 2 # <input type="text"/>	
Amended on <input type="text"/>	Adjusted on <input type="text"/>	



This map is for illustrative purposes only. Drawings depict conceptual project corridors and areas, not approved alignments.



Nashville Area MPO Fiscal Years 2011-2015 Transportation Improvement Program

REVISED

TIP #	<input type="text" value="2008-46-075"/>	TDOT PIN #	<input type="text"/>	Improvement Type	<input type="text" value="Pedestrian"/>	Lead Agency	<input type="text" value="LaVergne"/>
County	<input type="text" value="Rutherford"/>	Length	<input type="text" value="1.0"/> mi	RTP#	<input type="text" value="1046-269"/>	Conformity Status	<input type="text" value="Exempt"/>
Route/Project Name	<input type="text" value="Chaney Boulevard Sidewalk"/>					Total Project Cost	<input type="text" value="\$610,825"/>
Termini or Intersection	<input type="text" value="From Chaney Blvd. to intersection of Old Nashville Highway"/>						
Project Description	<input type="text" value="Construct 5,600 linear feet of sidewalk. Project include drainage improvements"/>						

Fiscal Year	Type of Work	Funding Type	Total Funds	Fed Funds	State Funds	Local Funds
<input type="text" value="2011"/>	<input type="text" value="PE"/>	<input type="text" value="HPP"/>	<input type="text" value="\$70,000"/>	<input type="text" value="\$56,000"/>	<input type="text"/>	<input type="text" value="\$14,000"/>
<input type="text" value="2011"/>	<input type="text" value="CONST"/>	<input type="text" value="HPP"/>	<input type="text" value="\$386,825"/>	<input type="text" value="\$309,460"/>	<input type="text"/>	<input type="text" value="\$77,365"/>
<input type="text" value="2011"/>	<input type="text" value="CONST"/>	<input type="text" value="ENH"/>	<input type="text" value="\$154,000"/>	<input type="text" value="\$123,200"/>	<input type="text"/>	<input type="text" value="\$30,800"/>
<input type="text"/>	<input type="text"/>	<input type="text"/>	<input type="text"/>	<input type="text"/>	<input type="text"/>	<input type="text"/>

			Remarks	<input type="text" value="HPP ID = TN101"/>
Amendment 1 #	<input type="text" value="2011-001"/>	Admin Modification 1#	<input type="text"/>	
Amended on	<input type="text" value="3/16/2011"/>	Modified on	<input type="text"/>	
Amendment 2 #	<input type="text"/>	Admin Modification 2#	<input type="text"/>	
Amended on	<input type="text"/>	Modified on	<input type="text"/>	



This map is for illustrative purposes only. Drawings depict conceptual project corridors and areas, not approved alignments.

This page left blank intentionally

Nashville Area Metropolitan Planning Organization

FY 2011-2015 TIP Amendments – March 2011

TIP Amendment # 2011-002

TIP #: 223
2035 RTP#: 1046-270
Project: **Fergus Road Sidewalk**
Requested By: City of La Vergne
Phase: Preliminary Engineering & Construction
Fiscal Year(s): 2011
Proposed Changes: **Substitute and add funds**
Total Project Cost: \$294,868

FROM: \$ 154,000

<i>FY</i>	<i>Type of Work</i>	<i>Funding</i>	<i>Total</i>	<i>Federal</i>	<i>State</i>	<i>Local</i>
2011	CONST	ENH	154,000	123,200		30,800
Total			154,000	123,200		30,800

TO: \$ 294,868

<i>FY</i>	<i>Type of Work</i>	<i>Funding</i>	<i>Total</i>	<i>Federal</i>	<i>State</i>	<i>Local</i>
2011	PE	HPP (TN101)	27,526	22,021		5,505
2011	CONST	HPP (TN101)	267,342	213,874		53,468
Total			294,868	235,895		58,973

Description: Construct sidewalk. Project will extend sidewalks from Murfreesboro Road to Heritage Circle.

Background: This project is an existing project in the 2011-15 TIP. The City has been issued a notice to proceed from TDOT and the amendment adds additional funds to complete the project based on updated cost estimates. Transportation Enhancement funds were wrongly programmed for this project and those are being substituted for High Priority Project (HPP) funds associated with bicycle and pedestrian improvements for the City.



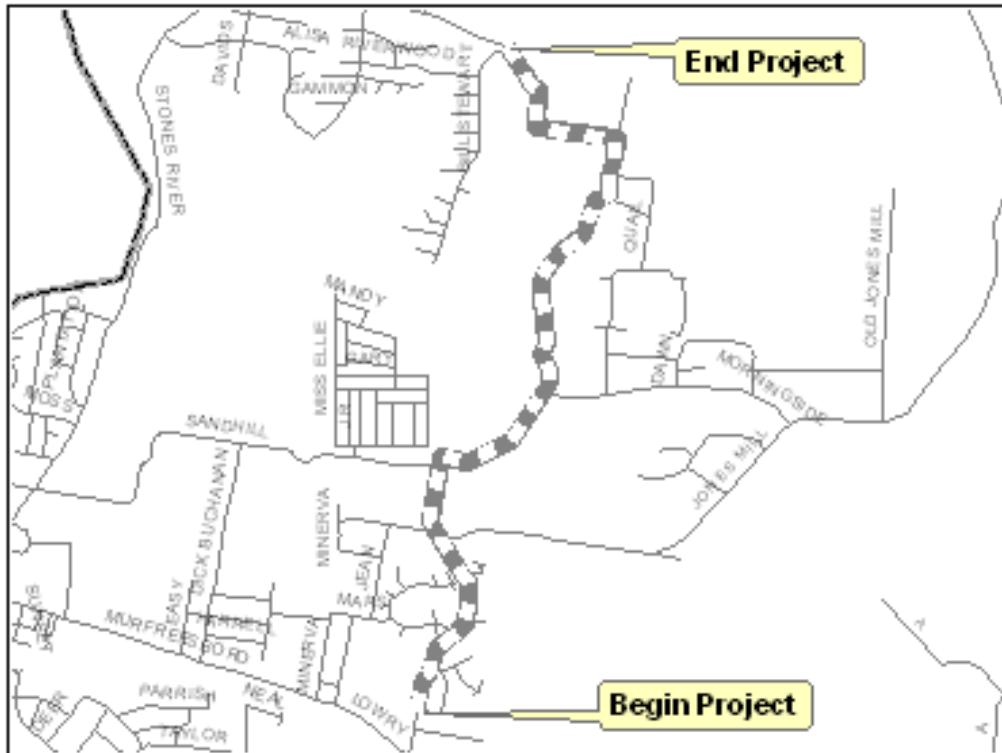
Nashville Area MPO Fiscal Years 2011-2015 Transportation Improvement Program

ORIGINAL

TIP # <input type="text" value="223"/>	TDOT PIN # <input type="text"/>	Improvement Type <input type="text" value="Pedestrian"/>	Lead Agency <input type="text" value="LaVergne"/>
County <input type="text" value="Rutherford"/>	Length <input type="text" value="1.0"/> mi	RTP# <input type="text" value="1046-270"/>	Conformity Status <input type="text" value="Exempt"/>
Route/Project Name <input type="text" value="Fergus Road Sidewalk"/>		Total Project Cost <input type="text" value="\$154,000"/>	
Termini or Intersection <input type="text" value="Gale Lane to Bill Stewart Blvd"/>			
Project Description <input type="text" value="Construct sidewalk"/>			

Fiscal Year	Type of Work	Funding Type	Total Funds	Fed Funds	State Funds	Local Funds
<input type="text" value="2011"/>	<input type="text" value="CONST"/>	<input type="text" value="ENH"/>	<input type="text" value="\$154,000"/>	<input type="text" value="\$123,200"/>	<input type="text"/>	<input type="text" value="\$30,800"/>
<input type="text"/>	<input type="text"/>	<input type="text"/>	<input type="text"/>	<input type="text"/>	<input type="text"/>	<input type="text"/>
<input type="text"/>	<input type="text"/>	<input type="text"/>	<input type="text"/>	<input type="text"/>	<input type="text"/>	<input type="text"/>
<input type="text"/>	<input type="text"/>	<input type="text"/>	<input type="text"/>	<input type="text"/>	<input type="text"/>	<input type="text"/>

Amendment 1 # <input type="text"/>	Adjustment 1 # <input type="text"/>	Remarks Removed from the FY 2008-11 TIP. Funding for this project was obligated during the FY 2006-08 TIP.
Amended on <input type="text"/>	Adjusted on <input type="text"/>	
Amendment 2 # <input type="text"/>	Adjustment 2 # <input type="text"/>	
Amended on <input type="text"/>	Adjusted on <input type="text"/>	



This map is for illustrative purposes only. Drawings depict conceptual project corridors and areas, not approved alignments.



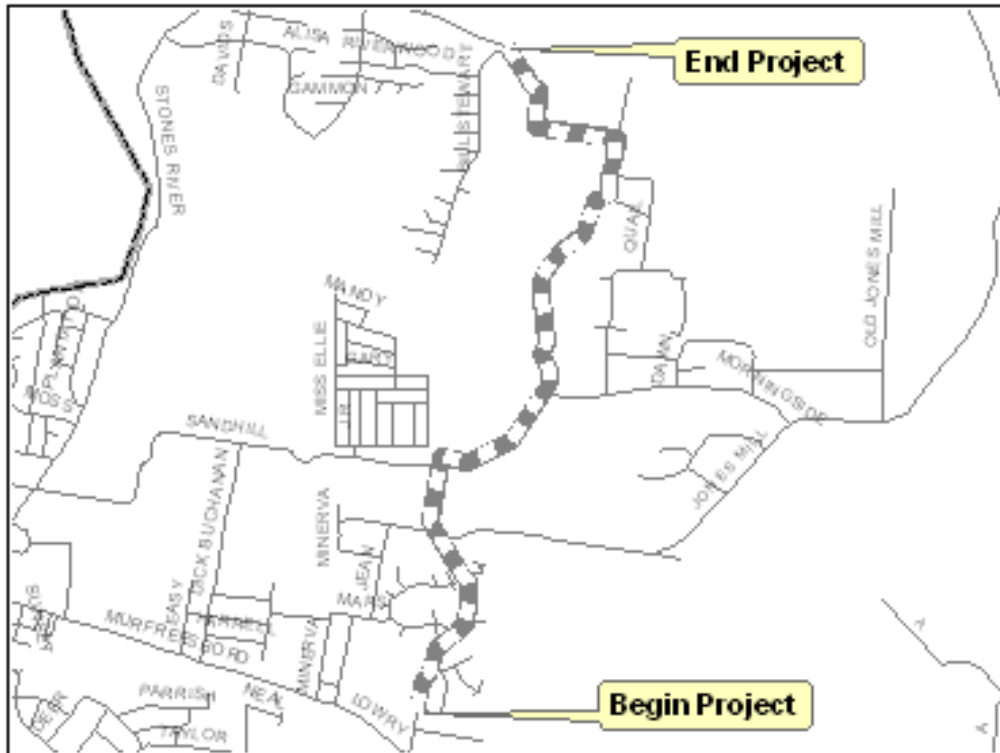
Nashville Area MPO Fiscal Years 2011-2015 Transportation Improvement Program

REVISED

TIP # <input type="text" value="223"/>	TDOT PIN # <input type="text"/>	Improvement Type <input type="text" value="Pedestrian"/>	Lead Agency <input type="text" value="LaVergne"/>
County <input type="text" value="Rutherford"/>	Length <input type="text" value="1.0"/> mi	RTP# <input type="text" value="1046-270"/>	Conformity Status <input type="text" value="Exempt"/>
Route/Project Name <input type="text" value="Fergus Road Sidewalk"/>		Total Project Cost <input type="text" value="\$294,868"/>	
Termini or Intersection <input type="text" value="Gale Lane to Bill Stewart Blvd"/>			
Project Description <input type="text" value="Construct sidewalk"/>			

Fiscal Year	Type of Work	Funding Type	Total Funds	Fed Funds	State Funds	Local Funds
<input type="text" value="2011"/>	<input type="text" value="PE"/>	<input type="text" value="HPP"/>	<input type="text" value="\$27,526"/>	<input type="text" value="\$22,021"/>	<input type="text"/>	<input type="text" value="\$5,505"/>
<input type="text" value="2011"/>	<input type="text" value="CONST"/>	<input type="text" value="HPP"/>	<input type="text" value="\$267,342"/>	<input type="text" value="\$213,874"/>	<input type="text"/>	<input type="text" value="\$53,468"/>
<input type="text"/>	<input type="text"/>	<input type="text"/>	<input type="text"/>	<input type="text"/>	<input type="text"/>	<input type="text"/>
<input type="text"/>	<input type="text"/>	<input type="text"/>	<input type="text"/>	<input type="text"/>	<input type="text"/>	<input type="text"/>

			Remarks	HPP ID = TN101
Amendment 1 #	<input type="text" value="2011-002"/>	Admin Modification 1#	<input type="text"/>	
Amended on	<input type="text" value="3/16/2011"/>	Modified on	<input type="text"/>	
Amendment 2 #	<input type="text"/>	Admin Modification 2#	<input type="text"/>	
Amended on	<input type="text"/>	Modified on	<input type="text"/>	



This map is for illustrative purposes only. Drawings depict conceptual project corridors and areas, not approved alignments.

This page left blank intentionally

This page left blank intentionally

Nashville Area Metropolitan Planning Organization

FY 2011-2015 TIP Amendments – March 2011

TIP Amendment # 2011-004

TIP #: 2011-85-125
2035 RTP#: 1085-323
Project: **Expansion of Regional Bus Services**
Requested By: Regional Transportation Authority (RTA)
Phase: Implementation
Fiscal Year(s): 2011
Proposed Changes: **Add funds**
Total Project Cost: \$1,100,000

FROM: \$ 1,000,000

<i>FY</i>	<i>Type of Work</i>	<i>Funding</i>	<i>Total</i>	<i>Federal</i>	<i>State</i>	<i>Local</i>
2011	Implementation	CMAQ	250,000	200,000		50,000
2012	Implementation	CMAQ	250,000	200,000		50,000
2013	Implementation	CMAQ	250,000	200,000		50,000
2014	Implementation	CMAQ	250,000	200,000		50,000
Total			1,000,000	800,000		200,000

TO: \$ 1,100,000

<i>FY</i>	<i>Type of Work</i>	<i>Funding</i>	<i>Total</i>	<i>Federal</i>	<i>State</i>	<i>Local</i>
2011	Implementation	CMAQ	350,000	300,000		50,000
2012	Implementation	CMAQ	250,000	200,000		50,000
2013	Implementation	CMAQ	250,000	200,000		50,000
2014	Implementation	CMAQ	250,000	200,000		50,000
Total			1,100,000	900,000		200,000

Description: RTA utilizes CMAQ funds to provide for expansion of bus services.

Background: This project is an existing project in the 2011-15 TIP. RTA would like to re-purpose \$100,000 of expiring vanpool funding to provide for the addition of bus services in 2011. This funding is 100% federal and does not require a state or local match. These funds expire in September 2011.



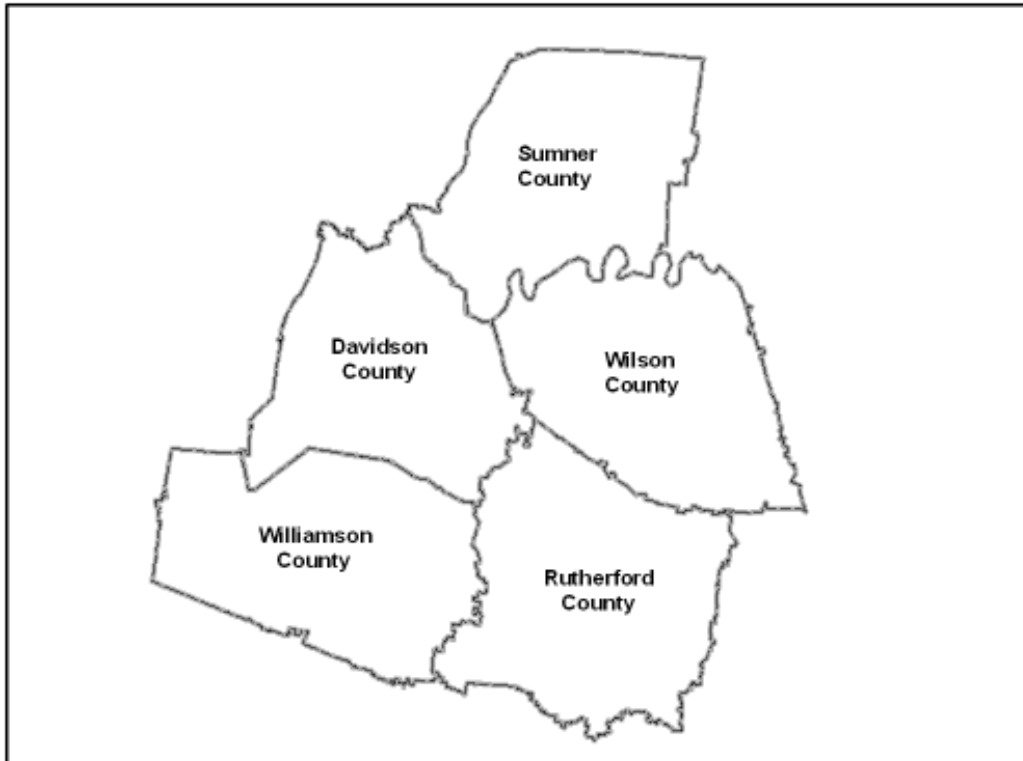
Nashville Area MPO Fiscal Years 2011-2015 Transportation Improvement Program

ORIGINAL

TIP #	<input type="text" value="2011-85-125"/>	TDOT PIN #	<input type="text"/>	Improvement Type	<input type="text" value="Transit Operating"/>	Lead Agency	<input type="text" value="RTA"/>
County	<input type="text" value="Regional"/>	Length	<input type="text"/> mi	RTP#	<input type="text" value="1085-323"/>	Conformity Status	<input type="text" value="Exempt"/>
Route/Project Name	<input type="text" value="Expansion of Regional Bus Services"/>					Total Project Cost	<input type="text" value="\$1,000,000"/>
Termini or Intersection	<input type="text"/>						
Project Description	<input type="text" value="RTA utilizes CMAQ funds to provide for expansion of bus services"/>						

Fiscal Year	Type of Work	Funding Type	Total Funds	Fed Funds	State Funds	Local Funds
<input type="text" value="2011"/>	<input type="text" value="IMPLEMENTATION"/>	<input type="text" value="CMAQ"/>	<input type="text" value="\$250,000"/>	<input type="text" value="\$200,000"/>	<input type="text"/>	<input type="text" value="\$50,000"/>
<input type="text" value="2012"/>	<input type="text" value="IMPLEMENTATION"/>	<input type="text" value="CMAQ"/>	<input type="text" value="\$250,000"/>	<input type="text" value="\$200,000"/>	<input type="text"/>	<input type="text" value="\$50,000"/>
<input type="text" value="2013"/>	<input type="text" value="IMPLEMENTATION"/>	<input type="text" value="CMAQ"/>	<input type="text" value="\$250,000"/>	<input type="text" value="\$200,000"/>	<input type="text"/>	<input type="text" value="\$50,000"/>
<input type="text" value="2014"/>	<input type="text" value="IMPLEMENTATION"/>	<input type="text" value="CMAQ"/>	<input type="text" value="\$250,000"/>	<input type="text" value="\$200,000"/>	<input type="text"/>	<input type="text" value="\$50,000"/>

Amendment 1 #	<input type="text"/>	Adjustment 1 #	<input type="text"/>	Remarks <input style="width: 100%; height: 100%;" type="text"/>
Amended on	<input type="text"/>	Adjusted on	<input type="text"/>	
Amendment 2 #	<input type="text"/>	Adjustment 2 #	<input type="text"/>	
Amended on	<input type="text"/>	Adjusted on	<input type="text"/>	



This map is for illustrative purposes only. Drawings depict conceptual project corridors and areas, not approved alignments.



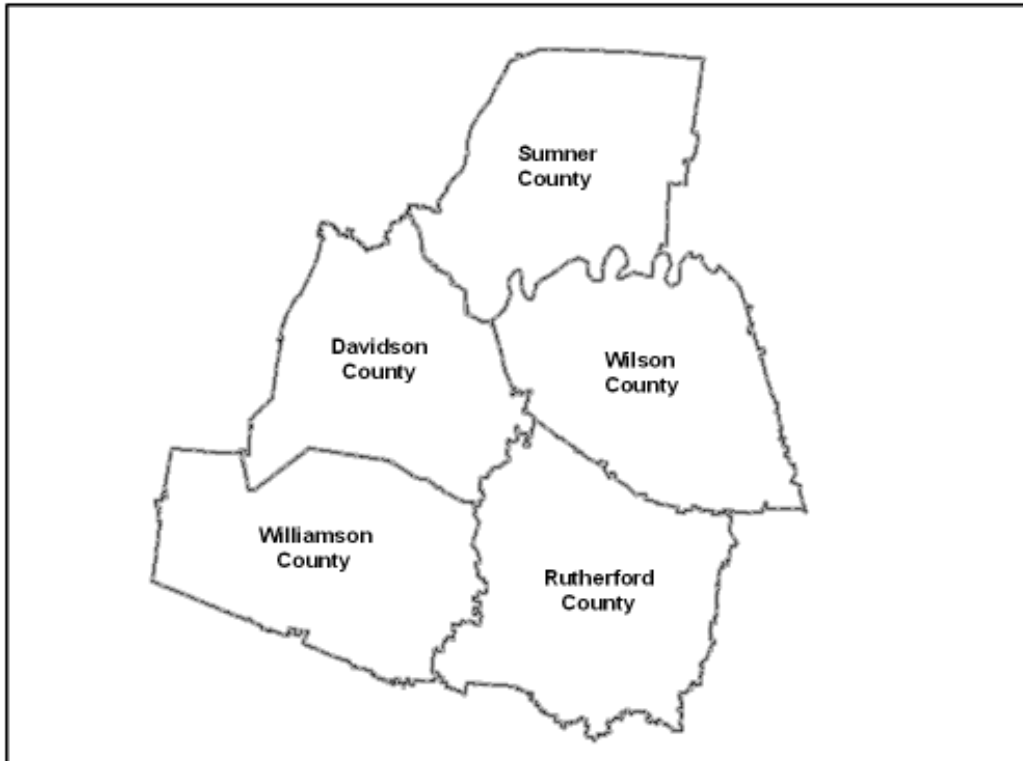
Nashville Area MPO Fiscal Years 2011-2015 Transportation Improvement Program

REVISED

TIP #	<input type="text" value="2011-85-125"/>	TDOT PIN #	<input type="text"/>	Improvement Type	<input type="text" value="Transit Operating"/>	Lead Agency	<input type="text" value="RTA"/>
County	<input type="text" value="Regional"/>	Length	<input type="text"/> mi	RTP#	<input type="text" value="1085-323"/>	Conformity Status	<input type="text" value="Exempt"/>
Route/Project Name	<input type="text" value="Expansion of Regional Bus Services"/>					Total Project Cost	<input type="text" value="\$1,100,000"/>
Termini or Intersection	<input type="text" value="Regionwide"/>						
Project Description	<input type="text" value="RTA utilizes CMAQ funds to provide for expansion of bus services"/>						

Fiscal Year	Type of Work	Funding Type	Total Funds	Fed Funds	State Funds	Local Funds
<input type="text" value="2011"/>	<input type="text" value="IMPLEMENTATION"/>	<input type="text" value="CMAQ"/>	<input type="text" value="\$350,000"/>	<input type="text" value="\$300,000"/>	<input type="text"/>	<input type="text" value="\$50,000"/>
<input type="text" value="2012"/>	<input type="text" value="IMPLEMENTATION"/>	<input type="text" value="CMAQ"/>	<input type="text" value="\$250,000"/>	<input type="text" value="\$200,000"/>	<input type="text"/>	<input type="text" value="\$50,000"/>
<input type="text" value="2013"/>	<input type="text" value="IMPLEMENTATION"/>	<input type="text" value="CMAQ"/>	<input type="text" value="\$250,000"/>	<input type="text" value="\$200,000"/>	<input type="text"/>	<input type="text" value="\$50,000"/>
<input type="text" value="2014"/>	<input type="text" value="IMPLEMENTATION"/>	<input type="text" value="CMAQ"/>	<input type="text" value="\$250,000"/>	<input type="text" value="\$200,000"/>	<input type="text"/>	<input type="text" value="\$50,000"/>

			Remarks	
Amendment 1 #	<input type="text" value="2011-004"/>	Admin Modification 1#	<input type="text"/>	
Amended on	<input type="text" value="3/16/2011"/>	Modified on	<input type="text"/>	
Amendment 2 #	<input type="text"/>	Admin Modification 2#	<input type="text"/>	
Amended on	<input type="text"/>	Modified on	<input type="text"/>	



This map is for illustrative purposes only. Drawings depict conceptual project corridors and areas, not approved alignments.

This page left blank intentionally

Nashville Area Metropolitan Planning Organization

FY 2011-2015 TIP Amendments – March 2011

TIP Amendment # 2011-005

TIP #: 2011-15-158
2035 RTP#: Consistent
Project: **Expansion of Existing MTA Bus Service**
Requested By: Metropolitan Transit Authority (MTA)
Phase: Implementation
Fiscal Year(s): 2011
Proposed Changes: **Add project to TIP**
Total Project Cost: \$40,000

TO: \$ 40,000

<i>FY</i>	<i>Type of Work</i>	<i>Funding</i>	<i>Total</i>	<i>Federal</i>	<i>State</i>	<i>Local</i>
2011	Implementation	CMAQ	40,000	40,000		
Total			40,000	40,000		

Description: MTA utilizes CMAQ funds to provide for expansion of bus services.

Background: This is a new project for inclusion in the 2011-15 TIP. TDOT has made available \$40,000 to MTA in expiring CMAQ funds for ozone related projects. MTA would like to utilize this funding to provide some additional trips on existing services that are currently experiencing standing-room-only loads during peak travel times. This funding is 100% federal and does not require a state or local match. These funds expire in September 2011.



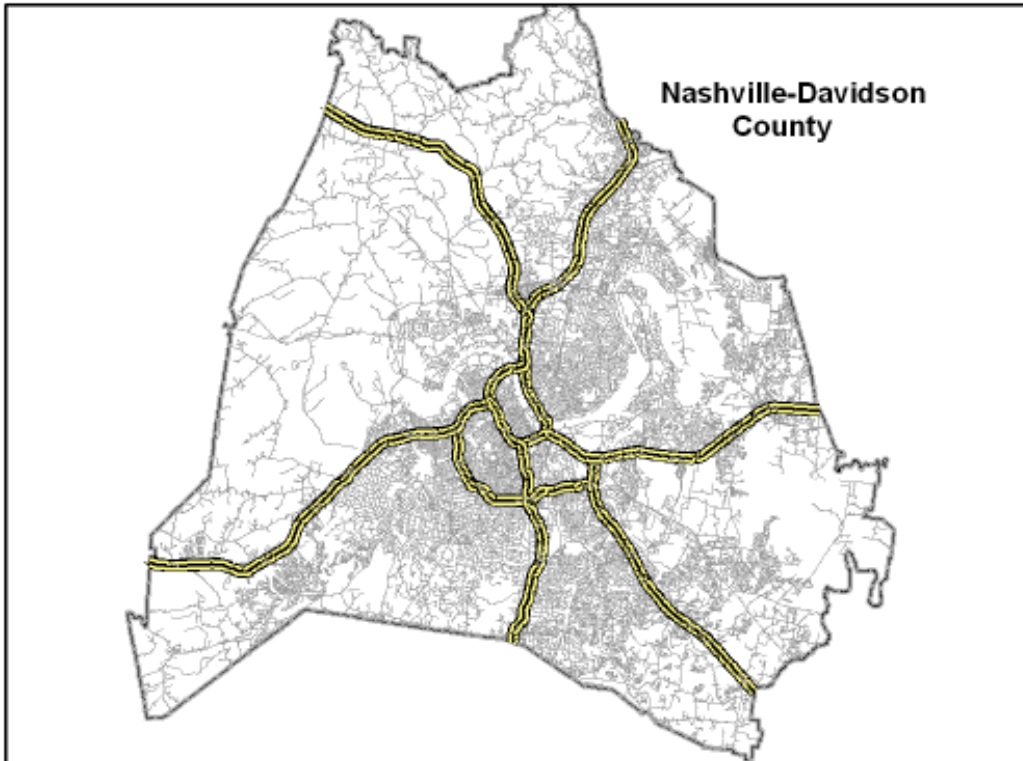
Nashville Area MPO Fiscal Years 2011-2015 Transportation Improvement Program

NEW

TIP #	<input type="text" value="2011-15-158"/>	TDOT PIN #	<input type="text"/>	Improvement Type	<input type="text" value="Transit Operating"/>	Lead Agency	<input type="text" value="MTA"/>
County	<input type="text" value="Davidson"/>	Length	<input type="text"/> mi	RTP#	<input type="text" value="Consistent"/>	Conformity Status	<input type="text" value="Exempt"/>
Route/Project Name	<input type="text" value="Expansion of MTA Bus Service"/>					Total Project Cost	<input type="text" value="\$40,000"/>
Termini or Intersection	<input type="text" value="Several corridors routes in Davidson County"/>						
Project Description	<input type="text" value="Expansion of bus services for routes experiencing standing room only loads during peak times."/>						

Fiscal Year	Type of Work	Funding Type	Total Funds	Fed Funds	State Funds	Local Funds
<input type="text" value="2011"/>	<input type="text" value="IMPLEMENTATION"/>	<input type="text" value="CMAQ"/>	<input type="text" value="\$40,000"/>	<input type="text" value="\$40,000"/>	<input type="text"/>	<input type="text"/>
<input type="text"/>	<input type="text"/>	<input type="text"/>	<input type="text"/>	<input type="text"/>	<input type="text"/>	<input type="text"/>
<input type="text"/>	<input type="text"/>	<input type="text"/>	<input type="text"/>	<input type="text"/>	<input type="text"/>	<input type="text"/>
<input type="text"/>	<input type="text"/>	<input type="text"/>	<input type="text"/>	<input type="text"/>	<input type="text"/>	<input type="text"/>

			Remarks
Amendment 1 #	<input type="text" value="2011-005"/>	Admin Modification 1#	<input type="text"/>
Amended on	<input type="text" value="3/16/2011"/>	Modified on	<input type="text"/>
Amendment 2 #	<input type="text"/>	Admin Modification 2#	<input type="text"/>
Amended on	<input type="text"/>	Modified on	<input type="text"/>



This map is for illustrative purposes only. Drawings depict conceptual project corridors and areas, not approved alignments.

This page left blank intentionally

Nashville Area Metropolitan Planning Organization

FY 2011-2015 TIP Amendments – March 2011

TIP Amendment # 2011-006

TIP #: 2011-15-159
2035 RTP#: Consistent
Project: **Broadway-West End Alternatives Analysis**
Requested By: Metropolitan Transit Authority (MTA)
Phase: Implementation
Fiscal Year(s): 2011
Proposed Changes: **Add project to TIP**
Total Project Cost: \$1,617,800

TO: \$ 1,617,800

<i>FY</i>	<i>Type of Work</i>	<i>Funding</i>	<i>Total</i>	<i>Federal</i>	<i>State</i>	<i>Local</i>
2011	Implementation	FTA 5339	1,617,800	1,180,000		437,800
Total			1,617,800	1,180,000		437,800

Description: Conduct an Alternative Analysis study for the Broadway-West End corridor extending from Downtown Nashville (1st and Broadway to Harding and White Bridge Road).

Background: This project is a new project for inclusion in the 2011-15 TIP. The MTA master plan identified the Broadway-West End corridor as an area to provide both increased levels of service such as BRT in the short-term, as well as look at providing higher capacity service in the future.

MTA will be working with regional partners and many stakeholders in the corridor to determine what type of transit would best suite the continued improvement and economic development of the regionally significant Broadway-West End corridor.



Nashville Area MPO Fiscal Years 2011-2015 Transportation Improvement Program

NEW

TIP #	<input type="text" value="2011-15-159"/>	TDOT PIN #	<input type="text"/>	Improvement Type	<input type="text" value="Transit"/>	Lead Agency	<input type="text" value="MTA"/>
County	<input type="text" value="Davidson"/>	Length	<input type="text" value="5.0"/> mi	RTP#	<input type="text" value="Consistent"/>	Conformity Status	<input type="text" value="Exempt"/>
Route/Project Name	<input type="text" value="Broadway-West End Alternative Analysis"/>					Total Project Cost	<input type="text" value="\$1,617,800"/>
Termini or Intersection	<input type="text" value="From 1st & Broadway to Harding & White Bridge Road"/>						
Project Description	<input type="text" value="Conduct an Alternative Analysis study for the Broadway-West End corridor extending from Downtown Nashville"/>						

Fiscal Year	Type of Work	Funding Type	Total Funds	Fed Funds	State Funds	Local Funds
<input type="text" value="2011"/>	<input type="text" value="IMPLEMENTATION"/>	<input type="text" value="5339"/>	<input type="text" value="\$1,617,800"/>	<input type="text" value="\$1,180,000"/>	<input type="text"/>	<input type="text" value="\$437,800"/>
<input type="text"/>	<input type="text"/>	<input type="text"/>	<input type="text"/>	<input type="text"/>	<input type="text"/>	<input type="text"/>
<input type="text"/>	<input type="text"/>	<input type="text"/>	<input type="text"/>	<input type="text"/>	<input type="text"/>	<input type="text"/>
<input type="text"/>	<input type="text"/>	<input type="text"/>	<input type="text"/>	<input type="text"/>	<input type="text"/>	<input type="text"/>

			Remarks	<input type="text" value="FTA Section 5339 = Alternatives Analysis"/>
Amendment 1 #	<input type="text" value="2011-006"/>	Admin Modification 1#	<input type="text"/>	
Amended on	<input type="text" value="3/16/2011"/>	Modified on	<input type="text"/>	
Amendment 2 #	<input type="text"/>	Admin Modification 2#	<input type="text"/>	
Amended on	<input type="text"/>	Modified on	<input type="text"/>	



This map is for illustrative purposes only. Drawings depict conceptual project corridors and areas, not approved alignments.

This page left blank intentionally

Nashville Area Metropolitan Planning Organization

FY 2011-2015 TIP Amendments – March 2011

TIP Amendment # 2011-007

TIP #: 2011-15-160
2035 RTP#: Consistent
Project: **Transit Asset Management Software Upgrade**
Requested By: Metropolitan Transit Authority (MTA)
Phase: Implementation
Fiscal Year(s): 2011
Proposed Changes: **Add project to TIP**
Total Project Cost: \$250,000

TO: \$ 1,617,800

<i>FY</i>	<i>Type of Work</i>	<i>Funding</i>	<i>Total</i>	<i>Federal</i>	<i>State</i>	<i>Local</i>
2011	Implementation	FTA 5309	250,000	200,000		50,000
Total			250,000	200,000		50,000

Description:

Purchase and implement software to help allows MTA track fuel consumption, road calls and mileage. On the procurement side, the software allows MTA to track inventory, purchase orders, parts received and parts used. Management can also review vehicle histories and repair histories

Background:

This project is a new project for inclusion in the 2011-15 TIP. MTA has been awarded \$200,000 of Federal Bus and Bus Facility Funding to upgrade and design special reports for analysis and ultimately improve the way their fleet and other transit assets are managed.



Nashville Area MPO Fiscal Years 2011-2015 Transportation Improvement Program

NEW

TIP #	<input type="text" value="2011-15-160"/>	TDOT PIN #	<input type="text"/>	Improvement Type	<input type="text" value="Transit Capital"/>	Lead Agency	<input type="text" value="MTA"/>
County	<input type="text" value="Davidson"/>	Length	<input type="text"/> mi	RTP#	<input type="text" value="Consistent"/>	Conformity Status	<input type="text" value="Exempt"/>
Route/Project Name	<input type="text" value="Transit Asset Management Software Upgrade"/>					Total Project Cost	<input type="text" value="\$250,000"/>
Termini or Intersection	<input type="text" value="130 Nestor Street - Administration Building"/>						
Project Description	<input type="text" value="Purchase and implement software to hel MTA track fuel consumption, road calls, and mileage. Also, allows MTA to track inventory, purchase orders, parts received and parts used as well as review vehicles repair history."/>						

Fiscal Year	Type of Work	Funding Type	Total Funds	Fed Funds	State Funds	Local Funds
<input type="text" value="2011"/>	<input type="text" value="IMPLEMENTATION"/>	<input type="text" value="5309"/>	<input type="text" value="\$250,000"/>	<input type="text" value="\$200,000"/>	<input type="text"/>	<input type="text" value="\$50,000"/>
<input type="text"/>	<input type="text"/>	<input type="text"/>	<input type="text"/>	<input type="text"/>	<input type="text"/>	<input type="text"/>
<input type="text"/>	<input type="text"/>	<input type="text"/>	<input type="text"/>	<input type="text"/>	<input type="text"/>	<input type="text"/>
<input type="text"/>	<input type="text"/>	<input type="text"/>	<input type="text"/>	<input type="text"/>	<input type="text"/>	<input type="text"/>

			Remarks
Amendment 1 #	<input type="text" value="2011-07"/>	Admin Modification 1#	<input type="text"/>
Amended on	<input type="text" value="3/16/2011"/>	Modified on	<input type="text"/>
Amendment 2 #	<input type="text"/>	Admin Modification 2#	<input type="text"/>
Amended on	<input type="text"/>	Modified on	<input type="text"/>



This map is for illustrative purposes only. Drawings depict conceptual project corridors and areas, not approved alignments.

This page left blank intentionally

Nashville Area Metropolitan Planning Organization

FY 2011-2015 TIP Amendments – March 2011

TIP Amendment # 2011-008

TIP #: 2008-14-030
2035 RTP#: 1014-266
Project: **Various Intersection Improvements (FAU Routes)**
Requested By: Metro Nashville
Phase: Construction
Fiscal Year(s): 2011
Proposed Changes: **Program Construction**
Total Project Cost: \$8,000,000

FROM: \$ 8,00,000

<i>FY</i>	<i>Type of Work</i>	<i>Funding</i>	<i>Total</i>	<i>Federal</i>	<i>State</i>	<i>Local</i>
2011	PE-N	U-STP	50,000	40,000		10,000
2011	PE-D	U-STP	856,250	685,000		171,250
2011	ROW	U-STP	1,406,250	1,125,000		281,250
2011	CONST	U-RSV	5,000,000	4,000,000		1,000,000
Total			7,312,500	5,850,000		1,462,500

TO: \$ 8,00,000

<i>FY</i>	<i>Type of Work</i>	<i>Funding</i>	<i>Total</i>	<i>Federal</i>	<i>State</i>	<i>Local</i>
2011	PE-N	U-STP	50,000	40,000		10,000
2011	PE-D	U-STP	856,250	685,000		171,250
2011	ROW	U-STP	1,406,250	1,125,000		281,250
2011	CONST	U-STP	5,000,000	4,000,000		1,000,000
Total			7,312,500	5,850,000		1,462,500

Description: Construct/install safety improvements at up to 50 signalized intersections. Improvements include signal improvements, markings, guardrail, etc.

Background: This project is an existing project in the 2011-15 TIP. The project has completed the PE phase and is ready to move into the Construction phase. Metro is requesting moving the funds from the reserve and program U-STP funds for Construction in accordance with Programming Policy # 9 of the FY 2011-15 TIP.



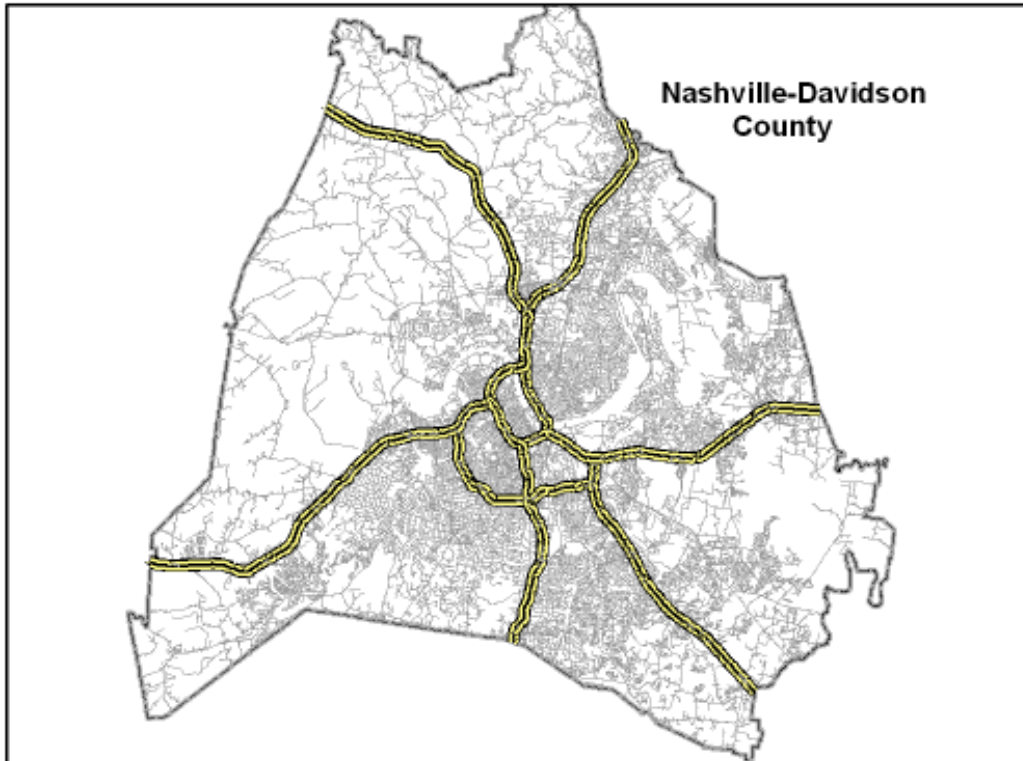
Nashville Area MPO Fiscal Years 2011-2015 Transportation Improvement Program

ORIGINAL

TIP #	<input type="text" value="2008-14-030"/>	TDOT PIN #	<input type="text"/>	Improvement Type	<input type="text" value="Intersection"/>	Lead Agency	<input type="text" value="Metro Nashville"/>
County	<input type="text" value="Davidson"/>	Length	<input type="text" value="0.0"/> mi	RTP#	<input type="text" value="1014-266"/>	Conformity Status	<input type="text" value="Exempt"/>
Route/Project Name	<input type="text" value="Various intersection improvements (FAU routes)"/>					Total Project Cost	<input type="text" value="\$8,000,000"/>
Termini or Intersection	<input type="text" value="Countywide"/>						
Project Description	<input type="text" value="Construct/install safety improvements at up to 30 signalized intersections. Improvements include signal improvements, markings, guardrail, etc."/>						

Fiscal Year	Type of Work	Funding Type	Total Funds	Fed Funds	State Funds	Local Funds
<input type="text" value="2011"/>	<input type="text" value="PE-N"/>	<input type="text" value="U-STP"/>	<input type="text" value="\$50,000"/>	<input type="text" value="\$40,000"/>	<input type="text"/>	<input type="text" value="\$10,000"/>
<input type="text" value="2011"/>	<input type="text" value="PE-D"/>	<input type="text" value="U-STP"/>	<input type="text" value="\$856,250"/>	<input type="text" value="\$685,000"/>	<input type="text"/>	<input type="text" value="\$171,250"/>
<input type="text" value="2011"/>	<input type="text" value="ROW"/>	<input type="text" value="U-STP"/>	<input type="text" value="\$1,406,250"/>	<input type="text" value="\$1,125,000"/>	<input type="text"/>	<input type="text" value="\$281,250"/>
<input type="text" value="2011"/>	<input type="text" value="CONST"/>	<input type="text" value="U-RSV"/>	<input type="text" value="\$5,000,000"/>	<input type="text" value="\$4,000,000"/>	<input type="text"/>	<input type="text" value="\$1,000,000"/>

Amendment 1 #	<input type="text"/>	Adjustment 1 #	<input type="text"/>	Remarks Intersections will be selected from Metro's Top 30 Crash Locations for 2004-2005. Out of these 30 intersections, 28 are on State routes. As such, breakdown is 18.7% state, 1.3% local);
Amended on	<input type="text"/>	Adjusted on	<input type="text"/>	
Amendment 2 #	<input type="text"/>	Adjustment 2 #	<input type="text"/>	
Amended on	<input type="text"/>	Adjusted on	<input type="text"/>	



This map is for illustrative purposes only. Drawings depict conceptual project corridors and areas, not approved alignments.



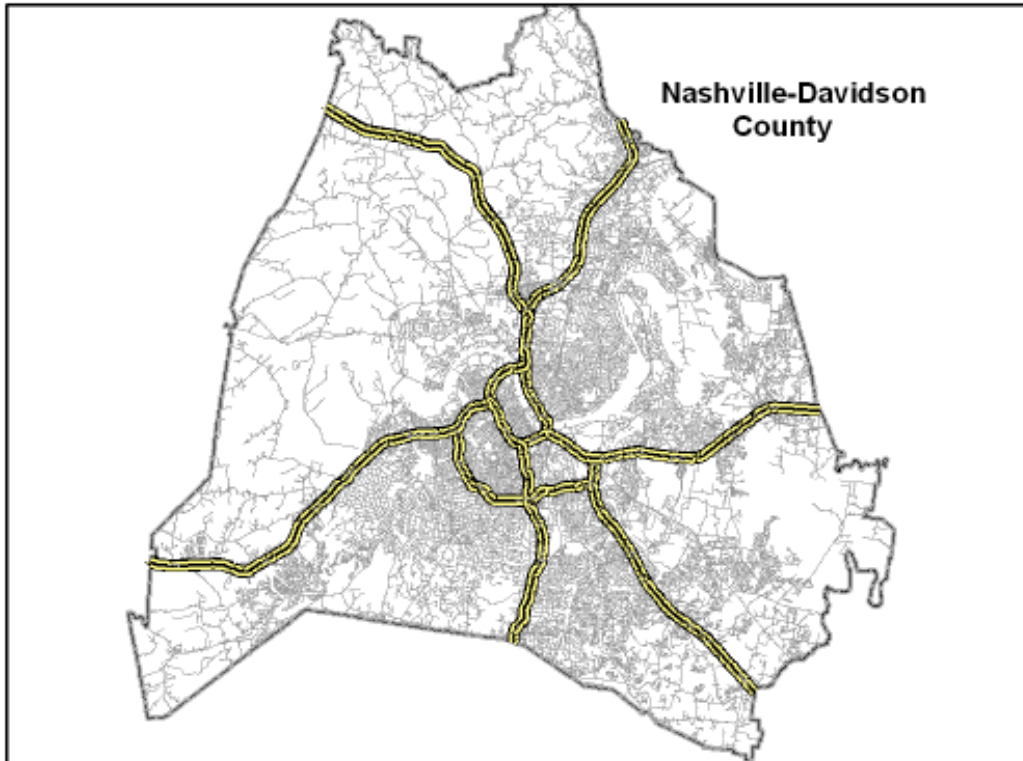
Nashville Area MPO Fiscal Years 2011-2015 Transportation Improvement Program

REVISED

TIP #	<input type="text" value="2008-14-030"/>	TDOT PIN #	<input type="text"/>	Improvement Type	<input type="text" value="Intersection"/>	Lead Agency	<input type="text" value="Metro Nashville"/>
County	<input type="text" value="Davidson"/>	Length	<input type="text" value="0.0"/> mi	RTP#	<input type="text" value="1014-266"/>	Conformity Status	<input type="text" value="Exempt"/>
Route/Project Name	<input type="text" value="Various intersection improvements (FAU routes)"/>					Total Project Cost	<input type="text" value="\$8,000,000"/>
Termini or Intersection	<input type="text" value="Countywide"/>						
Project Description	<input type="text" value="Construct/install safety improvements at up to 50 signalized intersections. Improvements include signal improvements, markings, guardrail, etc."/>						

Fiscal Year	Type of Work	Funding Type	Total Funds	Fed Funds	State Funds	Local Funds
<input type="text" value="2011"/>	<input type="text" value="PE-N"/>	<input type="text" value="U-STP"/>	<input type="text" value="\$50,000"/>	<input type="text" value="\$40,000"/>	<input type="text"/>	<input type="text" value="\$10,000"/>
<input type="text" value="2011"/>	<input type="text" value="PE-D"/>	<input type="text" value="U-STP"/>	<input type="text" value="\$856,250"/>	<input type="text" value="\$685,000"/>	<input type="text"/>	<input type="text" value="\$171,250"/>
<input type="text" value="2011"/>	<input type="text" value="ROW"/>	<input type="text" value="U-STP"/>	<input type="text" value="\$1,406,250"/>	<input type="text" value="\$1,125,000"/>	<input type="text"/>	<input type="text" value="\$281,250"/>
<input type="text" value="2011"/>	<input type="text" value="CONST"/>	<input type="text" value="U-STP"/>	<input type="text" value="\$5,000,000"/>	<input type="text" value="\$4,000,000"/>	<input type="text"/>	<input type="text" value="\$1,000,000"/>

Amendment 1 #	<input type="text" value="2011-008"/>	Admin Modification 1#	<input type="text"/>	Remarks Intersections will be selected from Metro's Top 50 Crash Locations for 2004-2005. Out of these 50 intersections, 28 are on State routes. As such, breakdown is 11.2% state, 8.8% local.
Amended on	<input type="text" value="3/16/2011"/>	Modified on	<input type="text"/>	
Amendment 2 #	<input type="text"/>	Admin Modification 2#	<input type="text"/>	
Amended on	<input type="text"/>	Modified on	<input type="text"/>	



This map is for illustrative purposes only. Drawings depict conceptual project corridors and areas, not approved alignments.

This page left blank intentionally

Nashville Area Metropolitan Planning Organization

FY 2011-2015 TIP Amendments – March 2011

TIP Amendment # 2011-009

TIP #: 2008-54-033
2035 RTP#: 1054-275
Project: **Various Intersection Improvements**
Requested By: City of Gallatin
Phase: Right-of-Way
Fiscal Year(s): 2011
Proposed Changes: **Shift Funds; program Construction**
Total Project Cost: \$341,000

FROM: \$ 341,000

<i>FY</i>	<i>Type of Work</i>	<i>Funding</i>	<i>Total</i>	<i>Federal</i>	<i>State</i>	<i>Local</i>
2011	PE-D	U-STP	30,000	30,000		
2011	ROW	U-STP	20,000	20,000		
2011	CONST	U-RSV	191,000	183,000		7,400
2011	CONST	H-STP	100,000	100,000		
Total			341,000	333,000		7,400

TO: \$ 341,000

<i>FY</i>	<i>Type of Work</i>	<i>Funding</i>	<i>Total</i>	<i>Federal</i>	<i>State</i>	<i>Local</i>
2011	PE-D	U-STP	30,000	30,000		
2011	ROW	U-STP	20,000	20,000		
2011	ROW	H-STP	30,000	30,000		
2011	CONST	U-RSV	191,000	183,000		7,400
2011	CONST	H-STP	70,000	70,000		
Total			341,000	333,000		7,400

Description: Improve/upgrade existing signalization infrastructure for the following intersections: SR-6/SR-25 and SR-6/Locust Street

Background: This project is an existing project in the 2011-15 TIP. TDOT has notified the City of an increase in the ROW estimate. The amendment shifts \$30,000 in H-STP (Optional Safety Funds) from CONST to ROW in order to cover the increase. Additional funds may be needed to fully fund the CONST. Also, the project has completed the PE phase and is ready to move into the Construction phase. The City is requesting moving the funds from the reserve and program U-STP funds for Construction in accordance with Programming Policy # 9 of the FY 2011-15 TIP.



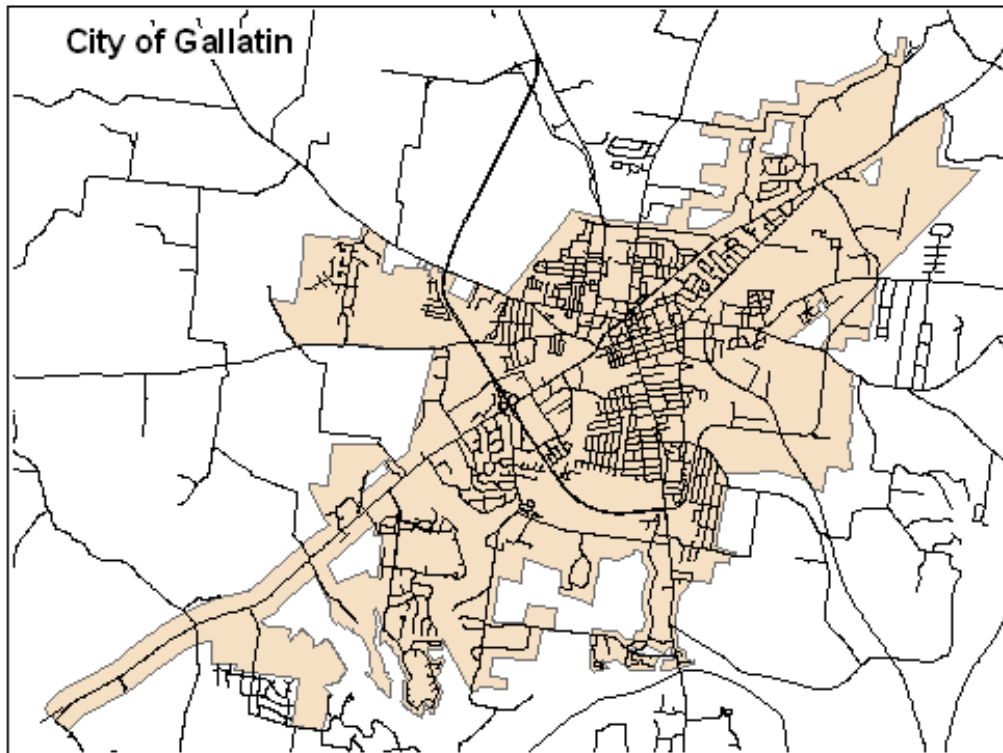
Nashville Area MPO Fiscal Years 2011-2015 Transportation Improvement Program

ORIGINAL

TIP #	<input type="text" value="2008-54-033"/>	TDOT PIN #	<input type="text" value="110421.00"/>	Improvement Type	<input type="text" value="Intersection"/>	Lead Agency	<input type="text" value="Gallatin"/>
County	<input type="text" value="Sumner"/>	Length	<input type="text" value="0.0"/> mi	RTP#	<input type="text" value="1054-275"/>	Conformity Status	<input type="text" value="Exempt"/>
Route/Project Name	<input type="text" value="Various intersection improvements"/>					Total Project Cost	<input type="text" value="\$341,000"/>
Termini or Intersection	<input type="text" value="SR-6/SR-25 and SR-6/Locust Street"/>						
Project Description	<input type="text" value="Improve/upgrade existing signalization infrastructure."/>						

Fiscal Year	Type of Work	Funding Type	Total Funds	Fed Funds	State Funds	Local Funds
<input type="text" value="2011"/>	<input type="text" value="PE-D"/>	<input type="text" value="U-STP"/>	<input type="text" value="\$30,000"/>	<input type="text" value="\$30,000"/>	<input type="text"/>	<input type="text"/>
<input type="text" value="2011"/>	<input type="text" value="ROW"/>	<input type="text" value="U-STP"/>	<input type="text" value="\$20,000"/>	<input type="text" value="\$20,000"/>	<input type="text"/>	<input type="text"/>
<input type="text" value="2011"/>	<input type="text" value="CONST"/>	<input type="text" value="U-RSV"/>	<input type="text" value="\$191,000"/>	<input type="text" value="\$183,000"/>	<input type="text"/>	<input type="text" value="\$7,400"/>
<input type="text" value="2011"/>	<input type="text" value="CONST"/>	<input type="text" value="H-STP"/>	<input type="text" value="\$100,000"/>	<input type="text" value="\$100,000"/>	<input type="text"/>	<input type="text"/>

Amendment 1 #	<input type="text"/>	Adjustment 1 #	<input type="text"/>	Remarks
Amended on	<input type="text"/>	Adjusted on	<input type="text"/>	
Amendment 2 #	<input type="text"/>	Adjustment 2 #	<input type="text"/>	
Amended on	<input type="text"/>	Adjusted on	<input type="text"/>	



This map is for illustrative purposes only. Drawings depict conceptual project corridors and areas, not approved alignments.



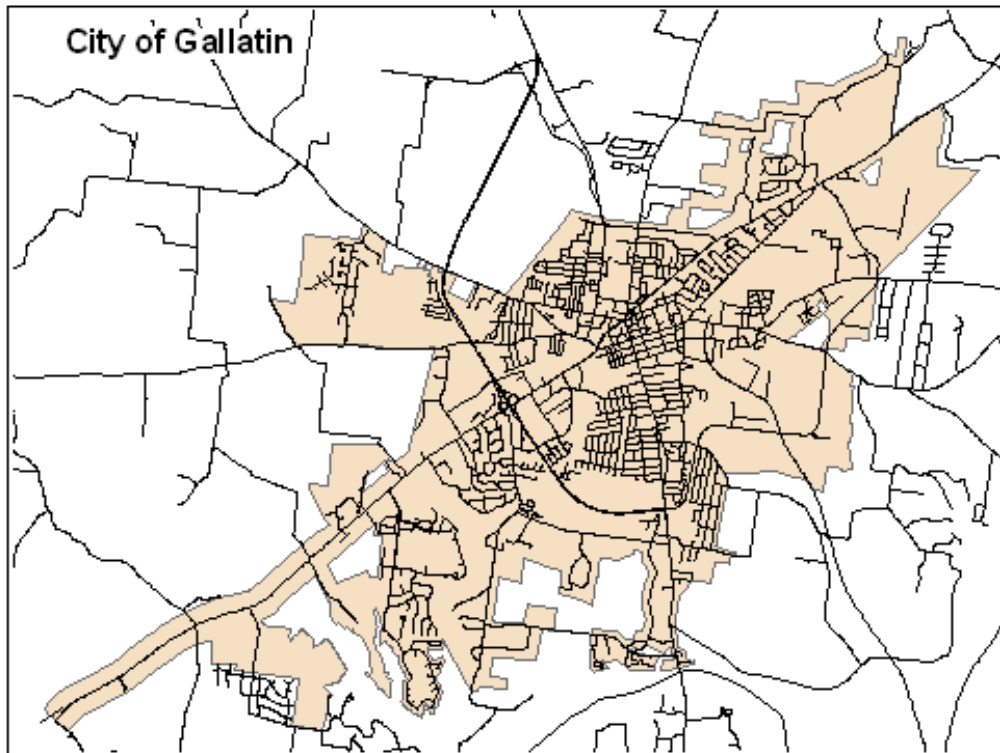
Nashville Area MPO Fiscal Years 2011-2015 Transportation Improvement Program

REVISED

TIP #	<input type="text" value="2008-54-033"/>	TDOT PIN #	<input type="text" value="110421.00"/>	Improvement Type	<input type="text" value="Intersection"/>	Lead Agency	<input type="text" value="Gallatin"/>
County	<input type="text" value="Sumner"/>	Length	<input type="text" value="0.0"/> mi	RTP#	<input type="text" value="1054-275"/>	Conformity Status	<input type="text" value="Exempt"/>
Route/Project Name	<input type="text" value="Various intersection improvements"/>					Total Project Cost	<input type="text" value="\$341,000"/>
Termini or Intersection	<input type="text" value="SR-6/SR-25 and SR-6/Locust Street"/>						
Project Description	<input type="text" value="Improve/upgrade existing signalization infrastructure."/>						

Fiscal Year	Type of Work	Funding Type	Total Funds	Fed Funds	State Funds	Local Funds
<input type="text" value="2011"/>	<input type="text" value="PE-D"/>	<input type="text" value="U-STP"/>	<input type="text" value="\$30,000"/>	<input type="text" value="\$30,000"/>	<input type="text"/>	<input type="text"/>
<input type="text" value="2011"/>	<input type="text" value="ROW"/>	<input type="text" value="U-STP"/>	<input type="text" value="\$20,000"/>	<input type="text" value="\$20,000"/>	<input type="text"/>	<input type="text"/>
<input type="text" value="2011"/>	<input type="text" value="ROW"/>	<input type="text" value="H-STP"/>	<input type="text" value="\$30,000"/>	<input type="text" value="\$30,000"/>	<input type="text"/>	<input type="text"/>
<input type="text" value="2011"/>	<input type="text" value="CONST"/>	<input type="text" value="U-RSV"/>	<input type="text" value="\$191,000"/>	<input type="text" value="\$183,000"/>	<input type="text"/>	<input type="text" value="\$7,400"/>

			Remarks
Amendment 1 #	<input type="text" value="2011-009"/>	Admin Modification 1#	<input type="text"/>
Amended on	<input type="text" value="3/16/2011"/>	Modified on	<input type="text"/>
Amendment 2 #	<input type="text"/>	Admin Modification 2#	<input type="text"/>
Amended on	<input type="text"/>	Modified on	<input type="text"/>



This map is for illustrative purposes only. Drawings depict conceptual project corridors and areas, not approved alignments.



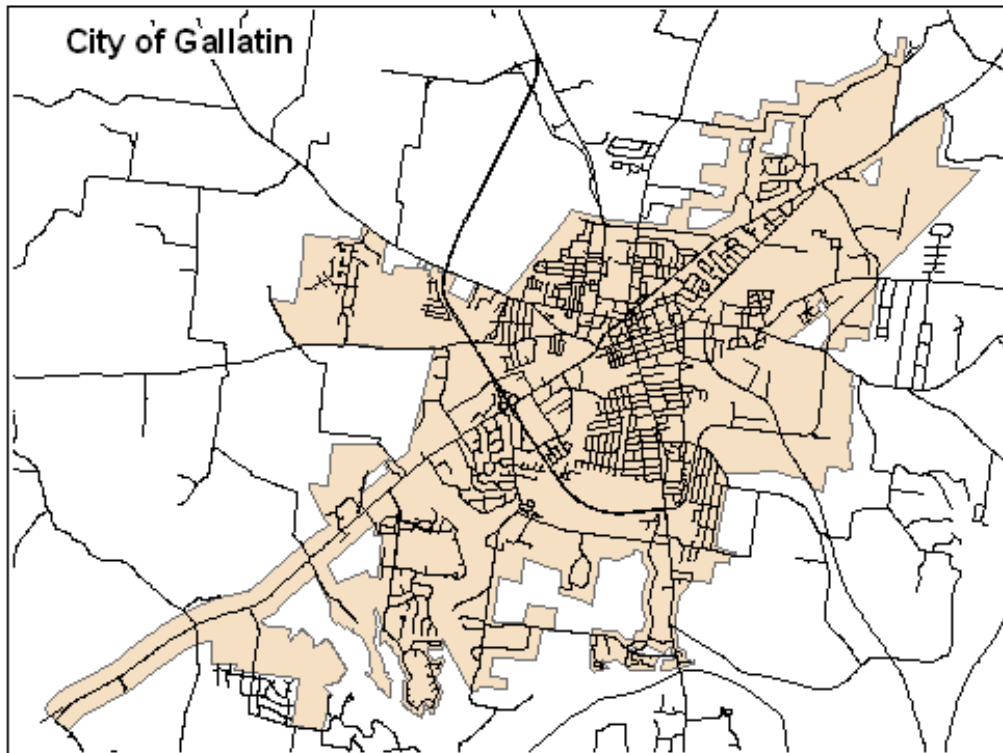
Nashville Area MPO Fiscal Years 2011-2015 Transportation Improvement Program

REVISED

TIP #	<input type="text" value="2008-54-033b"/>	TDOT PIN #	<input type="text" value="110421.00"/>	Improvement Type	<input type="text" value="Intersection"/>	Lead Agency	<input type="text" value="Gallatin"/>
County	<input type="text" value="Sumner"/>	Length	<input type="text" value="0.0"/> mi	RTP#	<input type="text" value="1054-275"/>	Conformity Status	<input type="text" value="Exempt"/>
Route/Project Name	<input type="text" value="Various intersection improvements"/>					Total Project Cost	<input type="text" value="\$341,000"/>
Termini or Intersection	<input type="text" value="SR-6/SR-25 and SR-6/Locust Street"/>						
Project Description	<input type="text" value="Improve/upgrade existing signalization infrastructure."/>						

Fiscal Year	Type of Work	Funding Type	Total Funds	Fed Funds	State Funds	Local Funds
<input type="text" value="2011"/>	<input type="text" value="CONST"/>	<input type="text" value="H-STP"/>	<input type="text" value="\$70,000"/>	<input type="text" value="\$70,000"/>	<input type="text"/>	<input type="text"/>
<input type="text"/>	<input type="text"/>	<input type="text"/>	<input type="text"/>	<input type="text"/>	<input type="text"/>	<input type="text"/>
<input type="text"/>	<input type="text"/>	<input type="text"/>	<input type="text"/>	<input type="text"/>	<input type="text"/>	<input type="text"/>
<input type="text"/>	<input type="text"/>	<input type="text"/>	<input type="text"/>	<input type="text"/>	<input type="text"/>	<input type="text"/>

			Remarks	
Amendment 1 #	<input type="text" value="2011-009"/>	Admin Modification 1#	<input type="text"/>	
Amended on	<input type="text" value="3/16/2011"/>	Modified on	<input type="text"/>	
Amendment 2 #	<input type="text"/>	Admin Modification 2#	<input type="text"/>	
Amended on	<input type="text"/>	Modified on	<input type="text"/>	



This map is for illustrative purposes only. Drawings depict conceptual project corridors and areas, not approved alignments.

**Nashville Area MPO
Transportation Improvement Program
FYs 2011 through 2015**

Funding Tables, as adopted December 15, 2010

Table 1. FYs 2011-2015 TDOT Program Funds

Funding Program	FY 2011	FY 2012	FY 2013	FY 2014	FY 2015**	TOTAL
Total Amount Programmed*	\$ 200,993,462	\$ 74,123,328	\$ 72,943,112	\$ 17,669,179	n/a	\$ 365,729,081
BRR-L (Bridge Replacement & Rehabilitation - Local)	\$ 408,000	\$ 408,000	\$ 408,000	\$ 408,000	n/a	\$ 1,632,000
BRR-S (Bridge Replacement & Rehabilitation - State)	\$ 3,240,000	\$ 3,240,000	\$ 3,240,000	\$ 3,240,000	n/a	\$ 12,960,000
DEMO (Section 115)	\$ 354,172	\$ -	\$ -	\$ -	n/a	\$ 354,172
ENH (Enhancement Grants)	\$ 5,306,875	\$ 2,563,438	\$ 2,000,000	\$ 2,000,000	n/a	\$ 11,870,313
HPP (High Priority Projects)	\$ 18,731,062	\$ 640,430	\$ 504,000	\$ -	n/a	\$ 19,875,492
HSIP (Highway Safety Improvement Program)	\$ 6,570,000	\$ 1,800,000	\$ 1,800,000	\$ 1,800,000	n/a	\$ 11,970,000
IM (Interstate Maintenance)	\$ 65,403,000	\$ 31,005,000	\$ 47,002,500	\$ 1,305,000	n/a	\$ 144,715,500
ITS (Intelligent Transportation Systems)	\$ 1,891,073	\$ -	\$ -	\$ -	n/a	\$ 1,891,073
NHS (National Highway System)	\$ 5,384,000	\$ 800,000	\$ 800,000	\$ 800,000	n/a	\$ 7,784,000
PLHD (Public Lands Highways)	\$ 4,023,107	\$ -	\$ -	\$ -	n/a	\$ 4,023,107
S-CMAQ (State Congestion Mitigation & Air Quality)	\$ 568,802	\$ -	\$ -	\$ -	n/a	\$ 568,802
STP (State Surface Transportation Program)	\$ 26,667,142	\$ 4,513,168	\$ 3,200,480	\$ 3,428,480	n/a	\$ 37,809,270
STP-S (STP Safety Set Aside)	\$ -	\$ -	\$ 266,400	\$ -	n/a	\$ 266,400
State (includes matching amounts for federal funds)	\$ 62,446,229	\$ 29,153,292	\$ 13,721,732	\$ 4,687,699	n/a	\$ 110,008,952

*Funds are programmed only if corresponding revenue is anticipated by TDOT, **No funds programmed in FY 2015 for TDOT.

Table 2. FYs 2011-2015 MPO Funds: FHWA Grant Revenues

Grant Program	Opening Balance*	FY 2011 Allocation	FY 2012 Allocation	FY 2013 Allocation	FY 2014 Allocation	FY 2015 Allocation	Total Revenue
Total Revenue	\$ 77,766,914	\$ 27,867,677	\$ 21,408,764	\$ 22,349,297	\$ 21,602,189	\$ 20,586,805	\$ 191,581,646
STP Nash-Davidson UZA	\$ 63,059,849	\$ 14,972,607	\$ 15,421,785	\$ 15,884,439	\$ 16,360,972	\$ 16,851,801	\$ 142,551,453
STP Murfreesboro UZA	\$ 10,302,617	\$ 2,310,829	\$ 2,380,154	\$ 2,451,558	\$ 2,525,105	\$ 2,600,858	\$ 22,571,122
STP Lebanon**	\$ 1,389,339	\$ -	\$ -	\$ -	\$ 347,335	\$ 357,755	\$ 2,094,429
STP Spring Hill**	\$ 1,313,746	\$ -	\$ -	\$ -	\$ 328,437	\$ 338,290	\$ 1,980,472
STP Fairview**	\$ 486,114	\$ -	\$ -	\$ -	\$ 121,529	\$ 125,174	\$ 732,817
STP Portland**	\$ 612,637	\$ -	\$ -	\$ -	\$ 153,159	\$ 157,754	\$ 923,550
STP White House**	\$ 602,612	\$ -	\$ -	\$ -	\$ 150,653	\$ 155,173	\$ 908,438
CMAQ	\$ -	\$ 10,584,241	\$ 3,606,825	\$ 4,013,300	\$ 1,615,000	\$ -	\$ 19,819,366

*Opening balance includes unobligated funds from prior years. **STP allocated by TDOT in four-year cycles.

Table 3. FYs 2011-2015 MPO Funds: FHWA Grant Expenditures

Grant Program	FY 2011	FY 2012	FY 2013	FY 2014	FY 2015	TOTAL
Total Amount Programmed	\$ 90,726,134	\$ 11,284,659	\$ 10,433,300	\$ 5,491,000	\$ 1,500,000	\$ 119,435,093
STP Nash-Davidson UZA	\$ 69,248,055	\$ 4,678,584	\$ 660,000	\$ 500,000	\$ 1,500,000	\$ 76,586,639
STP Murfreesboro UZA	\$ 7,988,320	\$ 2,868,000	\$ 5,760,000	\$ 2,720,000	\$ -	\$ 19,336,320
STP Lebanon	\$ 894,454	\$ 131,250	\$ -	\$ 656,000	\$ -	\$ 1,681,704
STP Spring Hill	\$ 1,135,966	\$ -	\$ -	\$ -	\$ -	\$ 1,135,966
STP Fairview	\$ -	\$ -	\$ -	\$ -	\$ -	\$ -
STP Portland	\$ 272,486	\$ -	\$ -	\$ -	\$ -	\$ 272,486
STP White House	\$ 602,612	\$ -	\$ -	\$ -	\$ -	\$ 602,612
CMAQ	\$ 10,584,241	\$ 3,606,825	\$ 4,013,300	\$ 1,615,000	\$ -	\$ 19,819,366

Table 4. FYs 2011-2015 MPO Funds: FHWA Unprogrammed Revenues

Grant Program	FY 2011	FY 2012	FY 2013	FY 2014	FY 2015
Remaining Balance*	\$ 14,908,457	\$ 25,032,562	\$ 36,948,559	\$ 53,059,749	\$ 72,146,553
STP Nash-Davidson UZA	\$ 8,784,401	\$ 19,527,602	\$ 34,752,041	\$ 50,613,013	\$ 65,964,814
STP Murfreesboro UZA	\$ 4,625,126	\$ 4,137,280	\$ 828,838	\$ 633,944	\$ 3,234,802
STP Lebanon	\$ 494,885	\$ 363,635	\$ 363,635	\$ 54,970	\$ 412,725
STP Spring Hill	\$ 177,780	\$ 177,780	\$ 177,780	\$ 506,217	\$ 844,506
STP Fairview	\$ 486,114	\$ 486,114	\$ 486,114	\$ 607,643	\$ 732,817
STP Portland	\$ 340,151	\$ 340,151	\$ 340,151	\$ 493,310	\$ 651,064
STP White House	\$ -	\$ -	\$ -	\$ 150,653	\$ 305,826
CMAQ	\$ -	\$ -	\$ -	\$ -	\$ -

* Annual cumulative balance.

Table 5. FYs 2011-2015 MPO Funds: FHWA Construction Reserves & Balances

Grant Program	FY 2011 to FY 2015
STP Nash-Davidson UZA Unprogrammed Funds	\$ 65,964,814
STP Nash-Davidson UZA Construction Reserve	\$ 65,486,922
STP Nash-Davidson UZA Remaining Balance	\$ 477,892
STP Murfreesboro UZA Unprogrammed Funds	\$ 3,234,802
STP Murfreesboro UZA Construction Reserve	\$ 2,000,000
STP Murfreesboro UZA Remaining Balance	\$ 1,234,802

Table 6. FYs 2011-2015 MPO Funds: FTA Grant Revenues

Grant Program	Opening Balance*	FY 2011 Allocation	FY 2012 Allocation	FY 2013 Allocation	FY 2014 Allocation	FY 2015 Allocation	Total Revenue
Total Revenue	\$ 4,917,973	\$ 14,402,535	\$ 14,868,994	\$ 18,888,335	\$ 19,457,185	\$ 20,040,901	\$ 92,575,922
5307 Nash-Davidson UZA	\$ -	\$ 11,683,802	\$ 12,034,316	\$ 16,000,000	\$ 16,480,000	\$ 16,974,400	\$ 73,172,518
5307 Murfreesboro UZA	\$ 4,000,000	\$ 2,006,160	\$ 2,066,345	\$ 2,128,335	\$ 2,192,185	\$ 2,257,951	\$ 14,650,975
5316 Nash-Davidson UZA	\$ 539,887	\$ 440,113	\$ 455,000	\$ 470,000	\$ 485,000	\$ 499,550	\$ 2,889,550
5317 Nash-Davidson UZA	\$ 378,086	\$ 272,461	\$ 313,333	\$ 290,000	\$ 300,000	\$ 309,000	\$ 1,862,880

*Opening balance includes unobligated funds from prior years.

Table 7. FYs 2011-2015 MPO Funds: FTA Grant Expenditures

Grant Program	FY 2011	FY 2012	FY 2013	FY 2014	FY 2015	TOTAL
Total Amount Programmed	\$ 18,272,407	\$ 13,683,220	\$ 15,724,643	\$ 16,873,850	\$ 3,450,000	\$ 68,004,120
5307 Nash-Davidson UZA	\$ 11,676,110	\$ 11,393,162	\$ 13,397,265	\$ 14,474,451	\$ 3,450,000	\$ 54,390,988
5307 Murfreesboro UZA	\$ 4,965,750	\$ 1,521,725	\$ 1,567,378	\$ 1,614,399	\$ -	\$ 9,669,252
5316 Nash-Davidson UZA	\$ 980,000	\$ 455,000	\$ 470,000	\$ 485,000		\$ 2,390,000
5317 Nash-Davidson UZA	\$ 650,547	\$ 313,333	\$ 290,000	\$ 300,000		\$ 1,553,880

Table 8. FYs 2011-2015 MPO Funds: FTA Unprogrammed Revenues

Grant Program	FY 2011	FY 2012	FY 2013	FY 2014	FY 2015
Remaining Balance*	\$ 1,048,102	\$ 2,233,875	\$ 5,397,567	\$ 7,980,902	\$ 24,571,803
5307 Nash-Davidson UZA	\$ 7,692	\$ 648,846	\$ 3,251,581	\$ 5,257,130	\$ 18,781,530
5307 Murfreesboro UZA	\$ 1,040,410	\$ 1,585,030	\$ 2,145,987	\$ 2,723,773	\$ 4,981,723
5316 Nash-Davidson UZA	\$ -	\$ -	\$ -	\$ -	\$ 499,550
5317 Nash-Davidson UZA	\$ -	\$ -	\$ -	\$ -	\$ 309,000

* Annual cumulative balance.

This page left blank intentionally

Nashville Area MPO
 Transportation Improvement Program
 FYs 2011 through 2015

Funding Tables, as amended March 16, 2011

Table 1. FYs 2011-2015 TDOT Program Funds

Grant Program	FY 2011	FY 2012	FY 2013	FY 2014	FY 2015	TOTAL
Total Amount Programmed*	\$ 224,208,837	\$ 78,616,953	\$ 77,966,412	\$ 20,978,979	\$ 431,250	\$ 402,202,431
BRR-L (Bridge Replacement & Rehabilitation - Local)	\$ 408,000	\$ 408,000	\$ 408,000	\$ 408,000	\$ -	\$ 1,632,000
BRR-S (Bridge Replacement & Rehabilitation - State)	\$ 3,240,000	\$ 3,240,000	\$ 3,240,000	\$ 3,240,000	\$ -	\$ 12,960,000
CMAQ (Congestion Mitigation Air Quality)	\$ 11,293,043	\$ 3,606,825	\$ 4,013,300	\$ 1,615,000	\$ -	\$ 20,528,168
DEMO (Section 115 Demonstration Program)	\$ 354,172	\$ -	\$ -	\$ -	\$ -	\$ 354,172
ENH (Enhancement Grants)	\$ 5,306,875	\$ 2,440,238	\$ 2,000,000	\$ 2,000,000	\$ -	\$ 11,747,113
HPP (High Priority Projects)	\$ 29,914,228	\$ 800,430	\$ 664,000	\$ 844,800	\$ -	\$ 32,223,458
HSIP (Highway Safety Improvement Program)	\$ 6,570,000	\$ 1,800,000	\$ 1,800,000	\$ 1,800,000	\$ -	\$ 11,970,000
H-STP (STP Set Aside for Hazard Elimination)	\$ 100,000	\$ -	\$ -	\$ -	\$ -	\$ 100,000
IM (Interstate Maintenance)	\$ 65,403,000	\$ 31,005,000	\$ 47,002,500	\$ 1,305,000	\$ -	\$ 144,715,500
ITS (Intelligent Transportation Systems)	\$ 1,891,073	\$ -	\$ -	\$ -	\$ -	\$ 1,891,073
NHS (National Highway System)	\$ 5,384,000	\$ 800,000	\$ 800,000	\$ 800,000	\$ -	\$ 7,784,000
NSBP (National Scenic Byways Program)	\$ 276,644	\$ -	\$ -	\$ -	\$ -	\$ 276,644
PLHD (Public Lands Highways)	\$ 4,023,107	\$ -	\$ -	\$ -	\$ -	\$ 4,023,107
SRTS (Safe Routes to School)	\$ 850,000	\$ 850,000	\$ 850,000	\$ 850,000	\$ -	\$ 3,400,000
STP (State Surface Transportation Program)	\$ 26,667,142	\$ 4,513,168	\$ 3,200,480	\$ 3,428,480	\$ -	\$ 37,809,270
STP-S (STP Set Aside for Safety Improvements)	\$ -	\$ -	\$ 266,400	\$ -	\$ -	\$ 266,400
State Funds (includes matching funds)	\$ 62,527,553	\$ 29,153,292	\$ 13,721,732	\$ 4,687,699	\$ 431,250	\$ 110,521,526

*Funds are programmed only if corresponding revenue is anticipated by TDOT.

Table 2. FYs 2011-2015 MPO Funds: FHWA Grant Revenues

Grant Program	Opening Balance*	FY 2011 Allocation	FY 2012 Allocation	FY 2013 Allocation	FY 2014 Allocation	FY 2015 Allocation	Total Revenue
Total Revenue	\$ 77,766,914	\$ 17,283,436	\$ 17,801,939	\$ 18,335,997	\$ 19,987,189	\$ 20,586,805	\$ 171,762,280
STP Nash-Davidson UZA	\$ 63,059,849	\$ 14,972,607	\$ 15,421,785	\$ 15,884,439	\$ 16,360,972	\$ 16,851,801	\$ 142,551,453
STP Murfreesboro UZA	\$ 10,302,617	\$ 2,310,829	\$ 2,380,154	\$ 2,451,558	\$ 2,525,105	\$ 2,600,858	\$ 22,571,122
STP Lebanon**	\$ 1,389,339	\$ -	\$ -	\$ -	\$ 347,335	\$ 357,755	\$ 2,094,429
STP Spring Hill**	\$ 1,313,746	\$ -	\$ -	\$ -	\$ 328,437	\$ 338,290	\$ 1,980,472
STP Fairview**	\$ 486,114	\$ -	\$ -	\$ -	\$ 121,529	\$ 125,174	\$ 732,817
STP Portland**	\$ 612,637	\$ -	\$ -	\$ -	\$ 153,159	\$ 157,754	\$ 923,550
STP White House**	\$ 602,612	\$ -	\$ -	\$ -	\$ 150,653	\$ 155,173	\$ 908,438

*Opening balance includes unobligated funds from prior years. **Local Urban Area STP for communities 5,000 to 50,000 in population is allocated by TDOT in four-year cycles.

Table 3. FYs 2011-2015 MPO Funds: FHWA Grant Expenditures

Grant Program	FY 2011	FY 2012	FY 2013	FY 2014	FY 2015	TOTAL
Total Amount Programmed	\$ 84,141,893	\$ 7,677,834	\$ 6,420,000	\$ 3,876,000	\$ 1,500,000	\$ 103,615,727
STP Nash-Davidson UZA	\$ 73,248,055	\$ 4,678,584	\$ 660,000	\$ 500,000	\$ 1,500,000	\$ 80,586,639
STP Murfreesboro UZA	\$ 7,988,320	\$ 2,868,000	\$ 5,760,000	\$ 2,720,000	\$ -	\$ 19,336,320
STP Lebanon	\$ 894,454	\$ 131,250	\$ -	\$ 656,000	\$ -	\$ 1,681,704
STP Spring Hill	\$ 1,135,966	\$ -	\$ -	\$ -	\$ -	\$ 1,135,966
STP Fairview	\$ -	\$ -	\$ -	\$ -	\$ -	\$ -
STP Portland	\$ 272,486	\$ -	\$ -	\$ -	\$ -	\$ 272,486
STP White House	\$ 602,612	\$ -	\$ -	\$ -	\$ -	\$ 602,612

Table 4. FYs 2011-2015 MPO Funds: FHWA Unprogrammed Revenues

Grant Program	FY 2011	FY 2012	FY 2013	FY 2014	FY 2015
Remaining Balance*	\$ 10,908,457	\$ 21,032,562	\$ 32,948,559	\$ 49,059,750	\$ 68,146,554
STP Nash-Davidson UZA	\$ 4,784,401	\$ 15,527,602	\$ 30,752,041	\$ 46,613,013	\$ 61,964,814
STP Murfreesboro UZA	\$ 4,625,126	\$ 4,137,280	\$ 828,838	\$ 633,944	\$ 3,234,802
STP Lebanon	\$ 494,885	\$ 363,635	\$ 363,635	\$ 54,970	\$ 412,725
STP Spring Hill	\$ 177,780	\$ 177,780	\$ 177,780	\$ 506,217	\$ 844,506
STP Fairview	\$ 486,114	\$ 486,114	\$ 486,114	\$ 607,643	\$ 732,817
STP Portland	\$ 340,151	\$ 340,151	\$ 340,151	\$ 493,310	\$ 651,064
STP White House	\$ -	\$ -	\$ -	\$ 150,653	\$ 305,826

* Annual cumulative balance.

Table 5. FYs 2011-2015 MPO Funds: FHWA Construction Reserves & Balances

Grant Program	FY 2011 to FY 2015
STP Nash-Davidson UZA Unprogrammed Funds	\$ 61,964,814
STP Nash-Davidson UZA Construction Reserve	\$ 61,486,922
STP Nash-Davidson UZA Remaining Balance	\$ 477,892
STP Murfreesboro UZA Unprogrammed Funds	\$ 3,234,802
STP Murfreesboro UZA Construction Reserve	\$ 2,000,000
STP Murfreesboro UZA Remaining Balance	\$ 1,234,802

Table 6. FYs 2011-2015 MPO Funds: FTA Grant Revenues

Grant Program	Opening Balance*	FY 2011 Allocation	FY 2012 Allocation	FY 2013 Allocation	FY 2014 Allocation	FY 2015 Allocation	Total Revenue
Total Revenue	\$ 4,917,973	\$ 14,402,535	\$ 14,868,994	\$ 18,888,335	\$ 19,457,185	\$ 20,040,901	\$ 92,575,922
5307 Nash-Davidson UZA	\$ -	\$ 11,683,802	\$ 12,034,316	\$ 16,000,000	\$ 16,480,000	\$ 16,974,400	\$ 73,172,518
5307 Murfreesboro UZA	\$ 4,000,000	\$ 2,006,160	\$ 2,066,345	\$ 2,128,335	\$ 2,192,185	\$ 2,257,951	\$ 14,650,975
5316 Nash-Davidson UZA	\$ 539,887	\$ 440,113	\$ 455,000	\$ 470,000	\$ 485,000	\$ 499,550	\$ 2,889,550
5317 Nash-Davidson UZA	\$ 378,086	\$ 272,461	\$ 313,333	\$ 290,000	\$ 300,000	\$ 309,000	\$ 1,862,880

*Opening balance includes unobligated funds from prior years.

Table 7. FYs 2011-2015 MPO Funds: FTA Grant Expenditures

Grant Program	FY 2011	FY 2012	FY 2013	FY 2014	FY 2015	TOTAL
Total Amount Programmed	\$ 18,272,407	\$ 13,683,220	\$ 15,724,643	\$ 16,873,850	\$ 3,450,000	\$ 68,004,120
5307 Nash-Davidson UZA	\$ 11,676,110	\$ 11,393,162	\$ 13,397,265	\$ 14,474,451	\$ 3,450,000	\$ 54,390,988
5307 Murfreesboro UZA	\$ 4,965,750	\$ 1,521,725	\$ 1,567,378	\$ 1,614,399	\$ -	\$ 9,669,252
5316 Nash-Davidson UZA	\$ 980,000	\$ 455,000	\$ 470,000	\$ 485,000	\$ -	\$ 2,390,000
5317 Nash-Davidson UZA	\$ 650,547	\$ 313,333	\$ 290,000	\$ 300,000	\$ -	\$ 1,553,880

Table 8. FYs 2011-2015 MPO Funds: FTA Unprogrammed Revenues

Grant Program	FY 2011	FY 2012	FY 2013	FY 2014	FY 2015
Remaining Balance*	\$ 1,048,102	\$ 2,233,875	\$ 5,397,567	\$ 7,980,902	\$ 24,571,803
5307 Nash-Davidson UZA	\$ 7,692	\$ 648,846	\$ 3,251,581	\$ 5,257,130	\$ 18,781,530
5307 Murfreesboro UZA	\$ 1,040,410	\$ 1,585,030	\$ 2,145,987	\$ 2,723,773	\$ 4,981,723
5316 Nash-Davidson UZA	\$ -	\$ -	\$ -	\$ -	\$ 499,550
5317 Nash-Davidson UZA	\$ -	\$ -	\$ -	\$ -	\$ 309,000

* Annual cumulative balance.