



NASHVILLE AREA

# Metropolitan Planning Organization

March 9, 2011

Ms. Sherri Carroll  
 Director of Program Operations  
 Multimodal Transportation Resources Division  
 Tennessee Department of Transportation  
 Suite 1800, James K. Polk Building  
 Nashville, Tennessee 37243

Dear Ms. Carroll:

Enclosed is adjustment #2011-001 to the FY 2011-2015 Transportation Improvement Program requested by the City of Murfreesboro. The following project is being adjusted:

TIP #	Project	Adjustment
2011-45-114	5307 Urban capital Funding for Rover Public Station/Operations/Admin/Training Facility	Shift funds

I have included original and revised copies of the affected TIP page for your reference. The adjustment has been made according to the procedures identified in the MPO's federally-approved Public Participation Plan and results in a fiscally constrained TIP.

Thank you for your assistance in processing this request. If you have any questions or comments, please contact me or Félix Castrodad at 862-7204.

Best,

Michael Skipper  
 Executive Director

CC w/o enclosures: Ms. Teresa Estes, TDOT  
 Ms. Angie Midgett, TDOT  
 Ms. Nellie Patton, City of Murfreesboro  
 Mr. Dana Richardson, City of Murfreesboro  
 Mr. Tom Brashear, Wilson County, MPO TCC Chair  
 Mayor Karl Dean, MPO Executive Board Chair

Enclosures

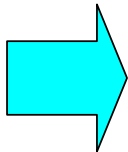
Administrative Modification to The Fiscal Years 2011-2015  
Transportation Improvement Program

Administrative Modification #: 2011-001  
TIP Number: 2011-45-114

FROM:

TIP# 2011-45-114						
Jurisdiction: City of Murfreesboro - Public Transit						
Project: 5307 Urban Capital Funding for Rover Public Transit - Station/Operations/Admin/Training						
Termini: City of Murfreesboro						
Description: Construct new or renovate and rehabilitate existing facility for Multipurpose Transit Facility						
FY	Work	Funding	Total	Fed	State	Local
2011	CONST	5307	1,697,095	1,357,676	169,710	169,710
<b>TOTAL</b>			<b>1,697,095</b>	<b>1,357,676</b>	<b>169,710</b>	<b>169,710</b>

TO:



TIP# 2011-45-114						
Jurisdiction: City of Murfreesboro - Public Transit						
Project: 5307 Urban Capital Funding for Rover Public Transit - Station/Operations/Admin/Training						
Termini: City of Murfreesboro						
Description: Construct new or renovate and rehabilitate existing facility for Multipurpose Transit Facility. <b>Capitalized Maintenance for Fixed Route Service.</b>						
FY	Work	Funding	Total	Fed	State	Local
2011	CONST	5307	1,422,095	1,137,676	142,210	142,209
2011	<b>CAPITALIZATION</b>	<b>5307</b>	<b>275,000</b>	<b>220,000</b>	<b>27,500</b>	<b>27,500</b>
<b>TOTAL</b>			<b>1,697,095</b>	<b>1,357,676</b>	<b>169,710</b>	<b>169,709</b>

\*This project is being modified to include capitalized maintenance in the description and shift \$275,000 in total funds for this purpose. No new funds are being added and the total project amount remains unchanged.



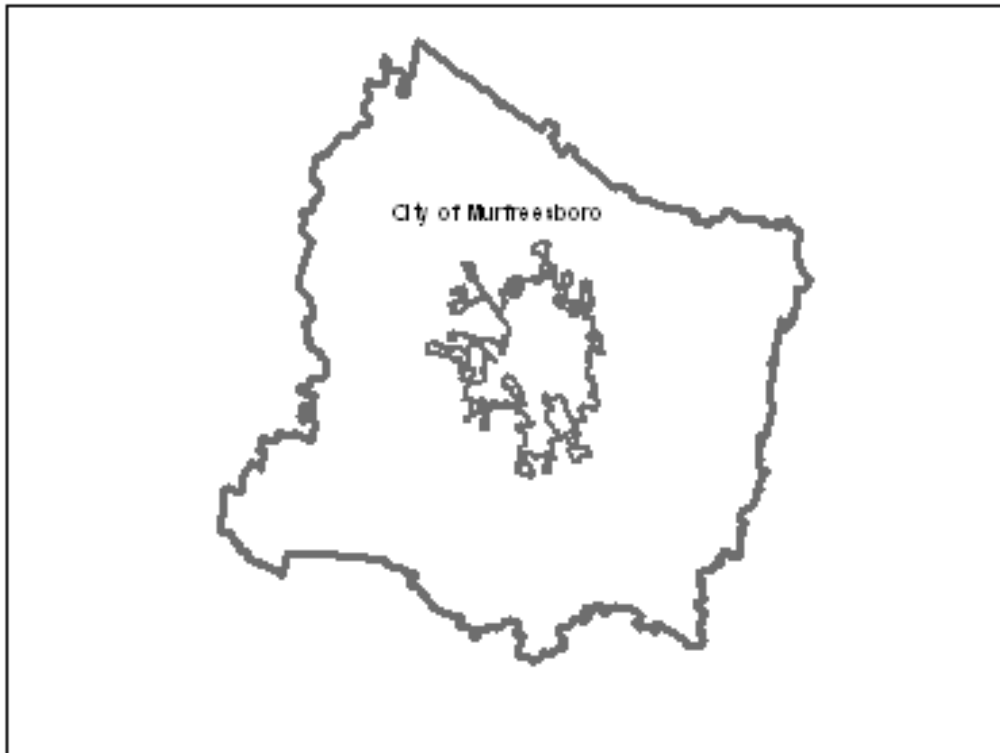
# Nashville Area MPO Fiscal Years 2011-2015 Transportation Improvement Program

**ORIGINAL**

<b>TIP #</b>	<input type="text" value="2011-45-114"/>	<b>TDOT PIN #</b>	<input type="text"/>	<b>Improvement Type</b>	<input type="text" value="Transit Capital"/>	<b>Lead Agency</b>	<input type="text" value="Murfreesboro Public T"/>
<b>County</b>	<input type="text" value="Rutherford"/>	<b>Length</b>	<input type="text" value="0.0"/> mi	<b>RTP#</b>	<input type="text" value="1045-338"/>	<b>Conformity Status</b>	<input type="text" value="Exempt"/>
<b>Route/Project Name</b>	<input type="text" value="5307 Urban capital Funding for Rover Public - Station/Operations/Admin/Trainin"/>					<b>Total Project Cost</b>	<input type="text" value="\$1,697,095"/>
<b>Termini or Intersection</b>	<input type="text" value="City of Murfreesboro"/>						
<b>Project Description</b>	<input type="text" value="Construct new or renovate and rehabilitate existing facility for Multipurpose Transit Facility."/>						

Fiscal Year	Type of Work	Funding Type	Total Funds	Fed Funds	State Funds	Local Funds
<input type="text" value="2011"/>	<input type="text" value="CONST"/>	<input type="text" value="5307"/>	<input type="text" value="\$1,697,095"/>	<input type="text" value="\$1,357,676"/>	<input type="text" value="\$169,710"/>	<input type="text" value="\$169,710"/>
<input type="text"/>	<input type="text"/>	<input type="text"/>	<input type="text"/>	<input type="text"/>	<input type="text"/>	<input type="text"/>
<input type="text"/>	<input type="text"/>	<input type="text"/>	<input type="text"/>	<input type="text"/>	<input type="text"/>	<input type="text"/>
<input type="text"/>	<input type="text"/>	<input type="text"/>	<input type="text"/>	<input type="text"/>	<input type="text"/>	<input type="text"/>

			<b>Remarks</b>	2011 5307 (2008) - \$661,379 federal 2011 5307 (2009) - \$696,297 federal
<b>Amendment 1 #</b>	<input type="text"/>	<b>Admin Modification 1#</b>	<input type="text"/>	
<b>Amended on</b>	<input type="text"/>	<b>Modified on</b>	<input type="text"/>	
<b>Amendment 2 #</b>	<input type="text"/>	<b>Admin Modification 2#</b>	<input type="text"/>	
<b>Amended on</b>	<input type="text"/>	<b>Modified on</b>	<input type="text"/>	



**This map is for illustrative purposes only. Drawings depict conceptual project corridors and areas, not approved alignments.**



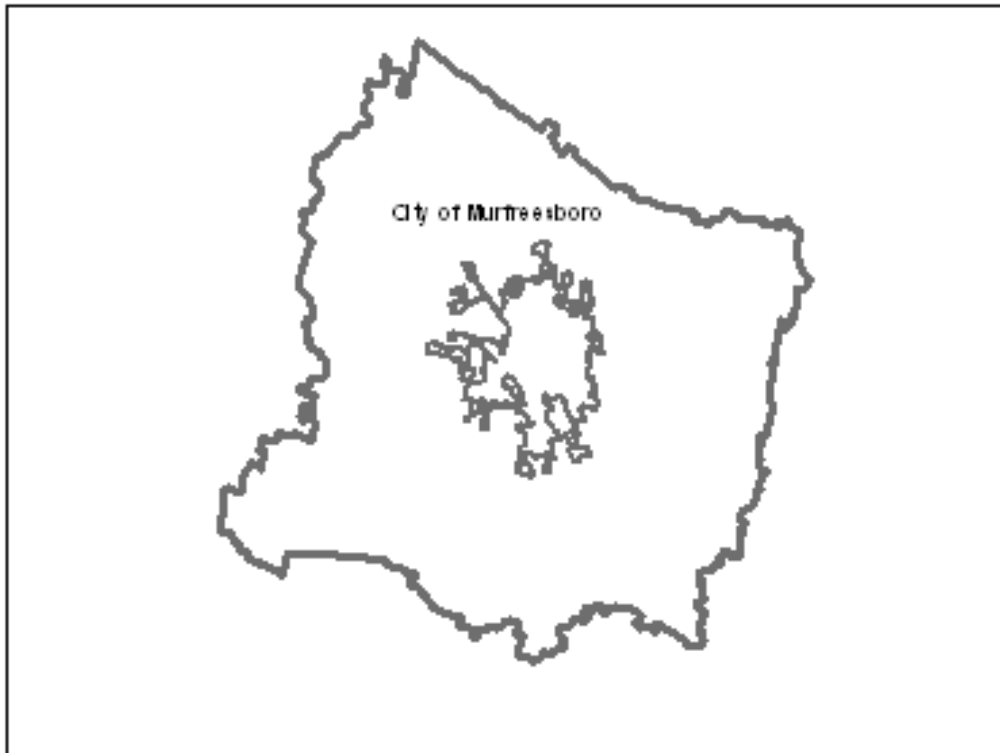
# Nashville Area MPO Fiscal Years 2011-2015 Transportation Improvement Program

**REVISED**

<b>TIP #</b>	<input type="text" value="2011-45-114"/>	<b>TDOT PIN #</b>	<input type="text"/>	<b>Improvement Type</b>	<input type="text" value="Transit Capital"/>	<b>Lead Agency</b>	<input type="text" value="Murfreesboro Public T"/>
<b>County</b>	<input type="text" value="Rutherford"/>	<b>Length</b>	<input type="text" value="0.0"/> mi	<b>RTP#</b>	<input type="text" value="1045-338"/>	<b>Conformity Status</b>	<input type="text" value="Exempt"/>
<b>Route/Project Name</b>	<input type="text" value="5307 Urban capital Funding for Rover Public - Station/Operations/Admin/Trainin"/>					<b>Total Project Cost</b>	<input type="text" value="\$1,697,095"/>
<b>Termini or Intersection</b>	<input type="text" value="City of Murfreesboro"/>						
<b>Project Description</b>	<input type="text" value="Construct new or renovate and rehabilitate existing facility for Multipurpose Transit Facility. Capitalized maintenance for Fixed Route Service."/>						

Fiscal Year	Type of Work	Funding Type	Total Funds	Fed Funds	State Funds	Local Funds
<input type="text" value="2011"/>	<input type="text" value="CONST"/>	<input type="text" value="5307"/>	<input type="text" value="\$1,422,095"/>	<input type="text" value="\$1,137,676"/>	<input type="text" value="\$142,210"/>	<input type="text" value="\$142,209"/>
<input type="text" value="2011"/>	<input type="text" value="CAPITALIZATION"/>	<input type="text" value="5307"/>	<input type="text" value="\$275,000"/>	<input type="text" value="\$220,000"/>	<input type="text" value="\$27,500"/>	<input type="text" value="\$27,500"/>
<input type="text"/>	<input type="text"/>	<input type="text"/>	<input type="text"/>	<input type="text"/>	<input type="text"/>	<input type="text"/>
<input type="text"/>	<input type="text"/>	<input type="text"/>	<input type="text"/>	<input type="text"/>	<input type="text"/>	<input type="text"/>

			<b>Remarks</b>	2011 5307 (2008) - \$661,379 federal 2011 5307 (2009) - \$696,297 federal
<b>Amendment 1 #</b>	<input type="text"/>	<b>Admin Modification 1#</b>	<input type="text" value="2011-001"/>	
<b>Amended on</b>	<input type="text"/>	<b>Modified on</b>	<input type="text" value="3/9/2011"/>	
<b>Amendment 2 #</b>	<input type="text"/>	<b>Admin Modification 2#</b>	<input type="text"/>	
<b>Amended on</b>	<input type="text"/>	<b>Modified on</b>	<input type="text"/>	



**This map is for illustrative purposes only. Drawings depict conceptual project corridors and areas, not approved alignments.**

Table 8. FY 2011-2015 MPO Funds: FTA Grant Revenues

Grant Program	Opening Balance*	FY 2011 Allocation	FY 2012 Allocation	FY 2013 Allocation	FY 2014 Allocation	FY 2015 Allocation	Total Revenue
<b>Total Revenue</b>	\$ 4,917,973	\$ 14,402,535	\$ 14,868,994	\$ 18,888,335	\$ 19,457,185	\$ 20,040,901	\$ 92,575,922
5307 Nash-Davidson UZA	\$ -	\$ 11,683,802	\$ 12,034,316	\$ 16,000,000	\$ 16,480,000	\$ 16,974,400	\$ 73,172,518
5307 Murfreesboro UZA	\$ 4,000,000	\$ 2,006,160	\$ 2,066,345	\$ 2,128,335	\$ 2,192,185	\$ 2,257,951	\$ 14,650,975
5316 Nash-Davidson UZA	\$ 539,887	\$ 440,113	\$ 455,000	\$ 470,000	\$ 485,000	\$ 499,550	\$ 2,889,550
5317 Nash-Davidson UZA	\$ 378,086	\$ 272,461	\$ 313,333	\$ 290,000	\$ 300,000	\$ 309,000	\$ 1,862,880

\*Opening balance includes unobligated funds from prior years.

Table 9. FY 2011-2015 MPO Funds: FTA Grant Expenditures

Grant Program	FY 2011	FY 2012	FY 2013	FY 2014	FY 2015	TOTAL
<b>Total Amount Programmed</b>	\$ 18,272,407	\$ 13,683,220	\$ 15,724,643	\$ 16,873,850	\$ 3,450,000	\$ 68,004,120
5307 Nash-Davidson UZA	\$ 11,676,110	\$ 11,393,162	\$ 13,397,265	\$ 14,474,451	\$ 3,450,000	\$ 54,390,988
5307 Murfreesboro UZA	\$ 4,965,750	\$ 1,521,725	\$ 1,567,378	\$ 1,614,399	\$ -	\$ 9,669,252
5316 Nash-Davidson UZA	\$ 980,000	\$ 455,000	\$ 470,000	\$ 485,000		\$ 2,390,000
5317 Nash-Davidson UZA	\$ 650,547	\$ 313,333	\$ 290,000	\$ 300,000		\$ 1,553,880

Table 10. FY 2011-2015 MPO Funds: FTA Unprogrammed Revenues

Grant Program	FY 2011	FY 2012	FY 2013	FY 2014	FY 2015
<b>Remaining Balance</b>	\$ 10,703	\$ 1,196,477	\$ 4,360,169	\$ 6,943,504	\$ 7,151,809
5307 Nash-Davidson UZA	\$ 7,692	\$ 648,846	\$ 3,251,581	\$ 5,257,130	\$ 5,414,844
5307 Murfreesboro UZA	\$ 3,011	\$ 547,631	\$ 1,108,588	\$ 1,686,374	\$ 1,736,965
5316 Nash-Davidson UZA	\$ -	\$ -	\$ -	\$ -	\$ -
5317 Nash-Davidson UZA	\$ -	\$ -	\$ -	\$ -	\$ -

**Table 8. FY 2011-2015 MPO Funds: FTA Grant Revenues**

Grant Program	Opening Balance*	FY 2011 Allocation	FY 2012 Allocation	FY 2013 Allocation	FY 2014 Allocation	FY 2015 Allocation	Total Revenue
<b>Total Revenue</b>	\$ 4,917,973	\$ 14,402,535	\$ 14,868,994	\$ 18,888,335	\$ 19,457,185	\$ 20,040,901	\$ 92,575,922
5307 Nash-Davidson UZA	\$ -	\$ 11,683,802	\$ 12,034,316	\$ 16,000,000	\$ 16,480,000	\$ 16,974,400	\$ 73,172,518
5307 Murfreesboro UZA	\$ 4,000,000	\$ 2,006,160	\$ 2,066,345	\$ 2,128,335	\$ 2,192,185	\$ 2,257,951	\$ 14,650,975
5316 Nash-Davidson UZA	\$ 539,887	\$ 440,113	\$ 455,000	\$ 470,000	\$ 485,000	\$ 499,550	\$ 2,889,550
5317 Nash-Davidson UZA	\$ 378,086	\$ 272,461	\$ 313,333	\$ 290,000	\$ 300,000	\$ 309,000	\$ 1,862,880

\*Opening balance includes unobligated funds from prior years.

**Table 9. FY 2011-2015 MPO Funds: FTA Grant Expenditures**

Grant Program	FY 2011	FY 2012	FY 2013	FY 2014	FY 2015	TOTAL
<b>Total Amount Programmed</b>	\$ 18,272,407	\$ 13,683,220	\$ 15,724,643	\$ 16,873,850	\$ 3,450,000	\$ 68,004,120
5307 Nash-Davidson UZA	\$ 11,676,110	\$ 11,393,162	\$ 13,397,265	\$ 14,474,451	\$ 3,450,000	\$ 54,390,988
5307 Murfreesboro UZA	\$ 4,965,750	\$ 1,521,725	\$ 1,567,378	\$ 1,614,399	\$ -	\$ 9,669,252
5316 Nash-Davidson UZA	\$ 980,000	\$ 455,000	\$ 470,000	\$ 485,000		\$ 2,390,000
5317 Nash-Davidson UZA	\$ 650,547	\$ 313,333	\$ 290,000	\$ 300,000		\$ 1,553,880

**Table 10. FY 2011-2015 MPO Funds: FTA Unprogrammed Revenues**

Grant Program	FY 2011	FY 2012	FY 2013	FY 2014	FY 2015
<b>Remaining Balance</b>	\$ 10,703	\$ 1,196,477	\$ 4,360,169	\$ 6,943,504	\$ 7,151,809
5307 Nash-Davidson UZA	\$ 7,692	\$ 648,846	\$ 3,251,581	\$ 5,257,130	\$ 5,414,844
5307 Murfreesboro UZA	\$ 3,011	\$ 547,631	\$ 1,108,588	\$ 1,686,374	\$ 1,736,965
5316 Nash-Davidson UZA	\$ -	\$ -	\$ -	\$ -	\$ -
5317 Nash-Davidson UZA	\$ -	\$ -	\$ -	\$ -	\$ -