



NASHVILLE AREA

Metropolitan Planning Organization

June 9, 2011

Mr. Rick Pack
 Transportation Manager 2
 Program Development & Scheduling Office
 Tennessee Department of Transportation
 505 Deaderick Street, Suite 600
 Nashville, Tennessee 37243

Dear Mr. Pack:

Enclosed are Administrative Modifications #2011-009 through 2011-015 to the FY 2011-2015 Transportation Improvement Program. The following TDOT projects are being modified:

TIP #	Project	Modification
2008-19-001	I-65	Shift fiscal year for construction
2008-89-007	Project Cost Overruns Bucket – NHS	Remove FY 2011 work phases
2008-89-008	Project Cost Overruns Bucket - NHS (<30%)	Remove FY 2011 work phases
2009-84-033	I-40	Shift fiscal year for PE-D
2011-12-109	I-440	Change funding source and funding split
2011-51-108	SR-109	Shift fiscal year for PE-D

I have included original and revised copies of the affected TIP page for your reference. The Administrative Modifications have been made according to the procedures identified in the MPO's federally-approved Public Participation Plan and results in a fiscally constrained TIP.

Thank you for your assistance in processing this request. If you have any questions or comments, please contact me or Félix Castrodad at 862-7204.

Best,

Michael Skipper
 Executive Director

CC w/enclosures: Ms. Teresa Estes, TDOT
 Ms. Angie Midgett, TDOT
 Mr. Tom Brashear, Wilson County, MPO TCC Chair
 Mayor Karl Dean, MPO Executive Board Chair

Enclosures

NASHVILLE AREA MPO



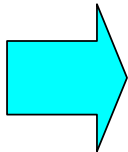
**Administrative Modification to The Fiscal Years 2011-2015
Transportation Improvement Program**

Administrative Modification #: 2011-010
TIP Number: 2008-19-001

FROM:

TIP# 2008-19-001						
Jurisdiction:		TDOT				
Project:		I-65				
Termini:		Near SR-45 (Old Hickory Blvd) to North of SR-386 (Vietnam Veterans Pkwy)				
Description:		Construct Noise Barrier Walls				
FY	Work	Funding	Total	Fed	State	Local
2011	CONST	NHS	1,530,000	1,224,000	306,000	
TOTAL			1,530,000	1,224,000	306,000	0

TO:



TIP# 2008-19-001						
Jurisdiction:		TDOT				
Project:		I-65				
Termini:		Near SR-45 (Old Hickory Blvd) to North of SR-386 (Vietnam Veterans Pkwy)				
Description:		Construct Noise Barrier Walls				
FY	Work	Funding	Total	Fed	State	Local
2014	CONST	NHS	1,530,000	1,224,000	306,000	
TOTAL			1,530,000	1,224,000	306,000	0

*This project is being adjusted to move construction from FY 2011 to FY 2014.

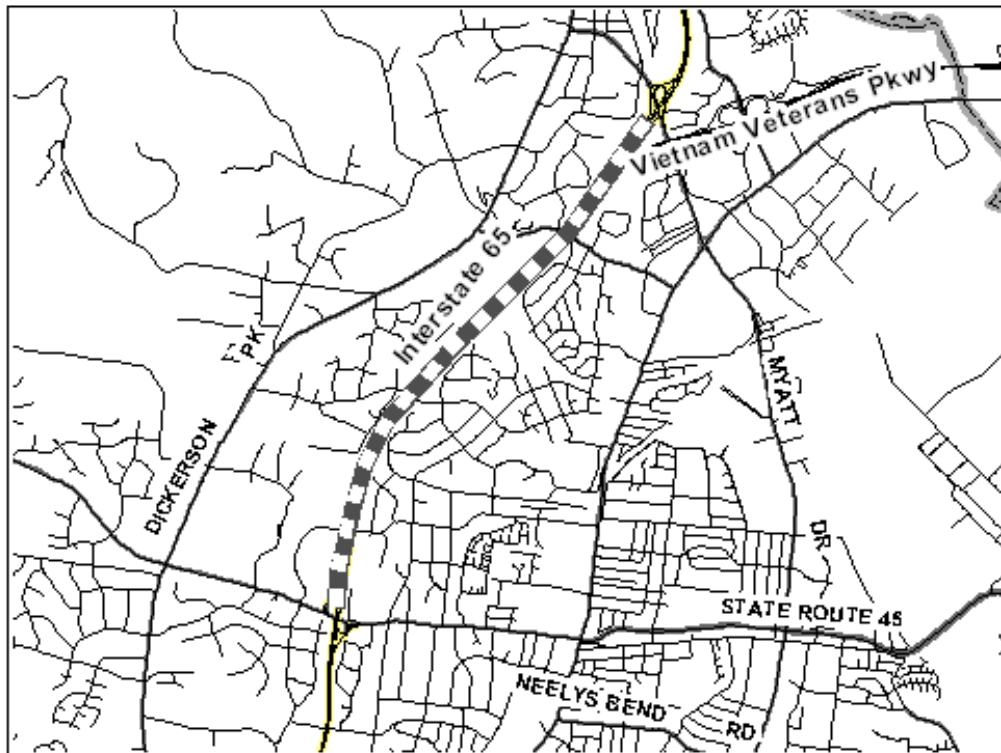


Nashville Area MPO Fiscal Years 2011-2015 Transportation Improvement Program

TIP #	<input type="text" value="2008-19-001"/>	TDOT PIN #	<input type="text" value="102488.07"/>	Improvement Type	<input type="text" value="Noise Barrier Wall"/>	Lead Agency	<input type="text" value="TDOT"/>
County	<input type="text" value="Davidson"/>	Length	<input type="text" value="0.0"/> mi	RTP#	<input type="text" value="1019-282"/>	Conformity Status	<input type="text" value="Exempt"/>
Route/Project Name	<input type="text" value="I-65"/>					Total Project Cost	<input type="text" value="\$1,830,000"/>
Termini or Intersection	<input type="text" value="Near SR-45 (Old Hickory Blvd) to north of SR-386 (Vietnam Veterans Blvd) 2 locations"/>						
Project Description	<input type="text" value="Construct Noise Barrier Walls"/>						

Fiscal Year	Type of Work	Funding Type	Total Funds	Fed Funds	State Funds	Local Funds
<input type="text" value="2011"/>	<input type="text" value="CONST"/>	<input type="text" value="NHS"/>	<input type="text" value="\$1,530,000"/>	<input type="text" value="\$1,224,000"/>	<input type="text" value="\$306,000"/>	<input type="text"/>
<input type="text"/>	<input type="text"/>	<input type="text"/>	<input type="text"/>	<input type="text"/>	<input type="text"/>	<input type="text"/>
<input type="text"/>	<input type="text"/>	<input type="text"/>	<input type="text"/>	<input type="text"/>	<input type="text"/>	<input type="text"/>
<input type="text"/>	<input type="text"/>	<input type="text"/>	<input type="text"/>	<input type="text"/>	<input type="text"/>	<input type="text"/>

		Remarks		
Amendment 1 #	<input type="text"/>	Admin Modification 1#		<input type="text"/>
Amended on	<input type="text"/>	Modified on		<input type="text"/>
Amendment 2 #	<input type="text"/>	Admin Modification 2#		<input type="text"/>
Amended on	<input type="text"/>	Modified on		<input type="text"/>



This map is for illustrative purposes only. Drawings depict conceptual project corridors and areas, not approved alignments.



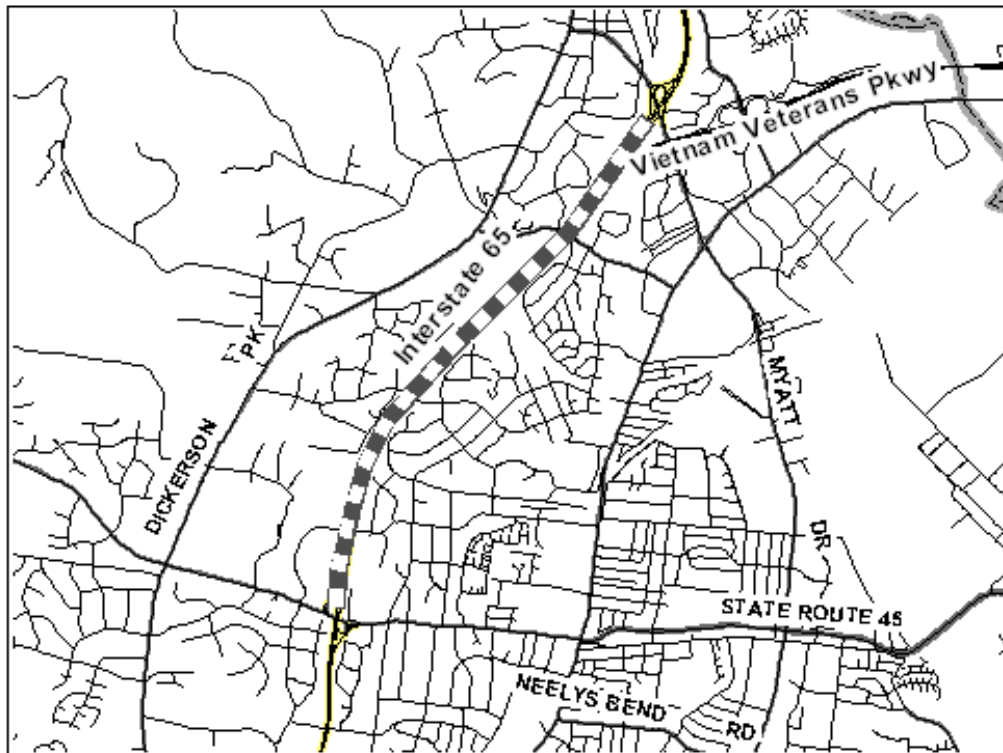
REVISED

Nashville Area MPO Fiscal Years 2011-2015 Transportation Improvement Program

TIP #	<input type="text" value="2008-19-001"/>	TDOT PIN #	<input type="text" value="102488.07"/>	Improvement Type	<input type="text" value="Noise Barrier Wall"/>	Lead Agency	<input type="text" value="TDOT"/>
County	<input type="text" value="Davidson"/>	Length	<input type="text" value="0.0"/> mi	RTP#	<input type="text" value="1019-282"/>	Conformity Status	<input type="text" value="Exempt"/>
Route/Project Name	<input type="text" value="I-65"/>					Total Project Cost	<input type="text" value="\$1,830,000"/>
Termini or Intersection	<input type="text" value="Near SR-45 (Old Hickory Blvd) to north of SR-386 (Vietnam Veterans Blvd) 2 locations"/>						
Project Description	<input type="text" value="Construct Noise Barrier Walls"/>						

Fiscal Year	Type of Work	Funding Type	Total Funds	Fed Funds	State Funds	Local Funds
<input type="text" value="2014"/>	<input type="text" value="CONST"/>	<input type="text" value="NHS"/>	<input type="text" value="\$1,530,000"/>	<input type="text" value="\$1,224,000"/>	<input type="text" value="\$306,000"/>	<input type="text"/>
<input type="text"/>	<input type="text"/>	<input type="text"/>	<input type="text"/>	<input type="text"/>	<input type="text"/>	<input type="text"/>
<input type="text"/>	<input type="text"/>	<input type="text"/>	<input type="text"/>	<input type="text"/>	<input type="text"/>	<input type="text"/>
<input type="text"/>	<input type="text"/>	<input type="text"/>	<input type="text"/>	<input type="text"/>	<input type="text"/>	<input type="text"/>

		Remarks		
Amendment 1 #	<input type="text"/>	Admin Modification 1#		<input type="text" value="2011-010"/>
Amended on	<input type="text"/>	Modified on		<input type="text" value="6/9/2011"/>
Amendment 2 #	<input type="text"/>	Admin Modification 2#		<input type="text"/>
Amended on	<input type="text"/>	Modified on		<input type="text"/>



This map is for illustrative purposes only. Drawings depict conceptual project corridors and areas, not approved alignments.

This page left blank intentionally

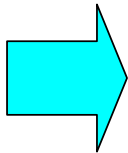
Administrative Modification to The Fiscal Years 2011-2015
Transportation Improvement Program

Administrative Modification #: 2011-011
TIP Number: 2008-89-007

FROM:

TIP# 2008-89-007						
Jurisdiction:		TDOT				
Project:		Project Cost Overruns Bucket - NHS				
Termini:		Regionwide				
Description:		National Highway System funds to cover overruns on project phases which were included in previous STIPS				
FY	Work	Funding	Total	Fed	State	Local
2011	PE, ROW, CONST	NHS	500,000	400,000	100,000	
2012	PE, ROW, CONST	NHS	500,000	400,000	100,000	
2013	PE, ROW, CONST	NHS	500,000	400,000	100,000	
2014	PE, ROW, CONST	NHS	500,000	400,000	100,000	
TOTAL			2,000,000	1,600,000	400,000	0

TO:



TIP# 2008-89-007						
Jurisdiction:		TDOT				
Project:		Project Cost Overruns Bucket - NHS				
Termini:		Regionwide				
Description:		National Highway System funds to cover overruns on project phases which were included in previous STIPS				
FY	Work	Funding	Total	Fed	State	Local
2012	PE, ROW, CONST	NHS	500,000	400,000	100,000	
2013	PE, ROW, CONST	NHS	500,000	400,000	100,000	
2014	PE, ROW, CONST	NHS	500,000	400,000	100,000	
TOTAL			1,500,000	1,200,000	300,000	0

*This project is being adjusted to remove work phases and funding for FY 2011.



Nashville Area MPO Fiscal Years 2011-2015 Transportation Improvement Program

TIP #	<input type="text" value="2008-89-007"/>	TDOT PIN #	<input type="text"/>	Improvement Type	<input type="text"/>	Lead Agency	<input type="text" value="TDOT"/>
County	<input type="text" value="Regional"/>	Length	<input type="text"/> mi	RTP#	<input type="text" value="Consistent"/>	Conformity Status	<input type="text"/>
Route/Project Name	<input type="text" value="Project Cost Overruns Bucket - NHS"/>					Total Project Cost	<input type="text" value="\$2,000,000"/>
Termini or Intersection	<input type="text" value="Regionwide - Nashville Area MPO"/>						
Project Description	<input type="text" value="National Highway System funds to cover overruns on project phases which were included in previous STIPS"/>						

Fiscal Year	Type of Work	Funding Type	Total Funds	Fed Funds	State Funds	Local Funds
<input type="text" value="2011"/>	<input type="text" value="PE, ROW, CONST"/>	<input type="text" value="NHS"/>	<input type="text" value="\$500,000"/>	<input type="text" value="\$400,000"/>	<input type="text" value="\$100,000"/>	<input type="text"/>
<input type="text" value="2012"/>	<input type="text" value="PE, ROW, CONST"/>	<input type="text" value="NHS"/>	<input type="text" value="\$500,000"/>	<input type="text" value="\$400,000"/>	<input type="text" value="\$100,000"/>	<input type="text"/>
<input type="text" value="2013"/>	<input type="text" value="PE, ROW, CONST"/>	<input type="text" value="NHS"/>	<input type="text" value="\$500,000"/>	<input type="text" value="\$400,000"/>	<input type="text" value="\$100,000"/>	<input type="text"/>
<input type="text" value="2014"/>	<input type="text" value="PE, ROW, CONST"/>	<input type="text" value="NHS"/>	<input type="text" value="\$500,000"/>	<input type="text" value="\$400,000"/>	<input type="text" value="\$100,000"/>	<input type="text"/>

			Remarks	
Amendment 1 #	<input type="text"/>	Admin Modification 1#	<input type="text"/>	
Amended on	<input type="text"/>	Modified on	<input type="text"/>	
Amendment 2 #	<input type="text"/>	Admin Modification 2#	<input type="text"/>	
Amended on	<input type="text"/>	Modified on	<input type="text"/>	



This map is for illustrative purposes only. Drawings depict conceptual project corridors and areas, not approved alignments.



REVISED

Nashville Area MPO Fiscal Years 2011-2015 Transportation Improvement Program

TIP #	<input type="text" value="2008-89-007"/>	TDOT PIN #	<input type="text"/>	Improvement Type	<input type="text"/>	Lead Agency	<input type="text" value="TDOT"/>
County	<input type="text" value="Regional"/>	Length	<input type="text"/> mi	RTP#	<input type="text" value="Consistent"/>	Conformity Status	<input type="text" value="Exempt"/>
Route/Project Name	<input type="text" value="Project Cost Overruns Bucket - NHS"/>					Total Project Cost	<input type="text" value="\$1,500,000"/>
Termini or Intersection	<input type="text" value="Regionwide - Nashville Area MPO"/>						
Project Description	<input type="text" value="National Highway System funds to cover overruns on project phases which were included in previous STIPS"/>						

Fiscal Year	Type of Work	Funding Type	Total Funds	Fed Funds	State Funds	Local Funds
<input type="text" value="2012"/>	<input type="text" value="PE, ROW, CONST"/>	<input type="text" value="NHS"/>	<input type="text" value="\$500,000"/>	<input type="text" value="\$400,000"/>	<input type="text" value="\$100,000"/>	<input type="text"/>
<input type="text" value="2013"/>	<input type="text" value="PE, ROW, CONST"/>	<input type="text" value="NHS"/>	<input type="text" value="\$500,000"/>	<input type="text" value="\$400,000"/>	<input type="text" value="\$100,000"/>	<input type="text"/>
<input type="text" value="2014"/>	<input type="text" value="PE, ROW, CONST"/>	<input type="text" value="NHS"/>	<input type="text" value="\$500,000"/>	<input type="text" value="\$400,000"/>	<input type="text" value="\$100,000"/>	<input type="text"/>
<input type="text"/>	<input type="text"/>	<input type="text"/>	<input type="text"/>	<input type="text"/>	<input type="text"/>	<input type="text"/>

				Remarks
Amendment 1 #	<input type="text"/>	Admin Modification 1#	<input type="text" value="2011-011"/>	
Amended on	<input type="text"/>	Modified on	<input type="text" value="6/9/2011"/>	
Amendment 2 #	<input type="text"/>	Admin Modification 2#	<input type="text"/>	
Amended on	<input type="text"/>	Modified on	<input type="text"/>	



This map is for illustrative purposes only. Drawings depict conceptual project corridors and areas, not approved alignments.

This page left blank intentionally

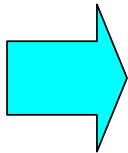
**Administrative Modification to The Fiscal Years 2011-2015
Transportation Improvement Program**

Administrative Modification #: 2011-012
TIP Number: 2008-89-008

FROM:

TIP# 2008-89-008						
Jurisdiction:		TDOT				
Project:		Project Cost Overruns Bucket - NHS (<30%)				
Termini:		Regionwide				
Description:		National Highway System funds to cover projects contained in the current STIP where cost overruns have resulted in an increased cost of less than 30%				
FY	Work	Funding	Total	Fed	State	Local
2011	PE, ROW, CONST	NHS	500,000	400,000	100,000	
2012	PE, ROW, CONST	NHS	500,000	400,000	100,000	
2013	PE, ROW, CONST	NHS	500,000	400,000	100,000	
2014	PE, ROW, CONST	NHS	500,000	400,000	100,000	
TOTAL			2,000,000	1,600,000	400,000	0

TO:



TIP# 2008-89-008						
Jurisdiction:		TDOT				
Project:		Project Cost Overruns Bucket - NHS (<30%)				
Termini:		Regionwide				
Description:		National Highway System funds to cover projects contained in the current STIP where cost overruns have resulted in an increased cost of less than 30%				
FY	Work	Funding	Total	Fed	State	Local
2012	PE, ROW, CONST	NHS	500,000	400,000	100,000	
2013	PE, ROW, CONST	NHS	500,000	400,000	100,000	
2014	PE, ROW, CONST	NHS	500,000	400,000	100,000	
TOTAL			1,500,000	1,200,000	300,000	0

*This project is being adjusted to remove work phases and funding for FY 2011.



Nashville Area MPO Fiscal Years 2011-2015 Transportation Improvement Program

TIP #	<input type="text" value="2008-89-008"/>	TDOT PIN #	<input type="text"/>	Improvement Type	<input type="text"/>	Lead Agency	<input type="text" value="TDOT"/>
County	<input type="text" value="Regional"/>	Length	<input type="text"/> mi	RTP#	<input type="text" value="Consistent"/>	Conformity Status	<input type="text"/>
Route/Project Name	<input type="text" value="Project Cost Overruns Bucket - NHS (<30%)"/>					Total Project Cost	<input type="text" value="\$2,000,000"/>
Termini or Intersection	<input type="text" value="Regionwide - Nashville Area MPO"/>						
Project Description	<input type="text" value="National Highway System funds to cover projects contained in the current STIP where cost overruns have resulted in an increased cost of less than 30%"/>						

Fiscal Year	Type of Work	Funding Type	Total Funds	Fed Funds	State Funds	Local Funds
<input type="text" value="2011"/>	<input type="text" value="PE, ROW, CONST"/>	<input type="text" value="NHS"/>	<input type="text" value="\$500,000"/>	<input type="text" value="\$400,000"/>	<input type="text" value="\$100,000"/>	<input type="text"/>
<input type="text" value="2012"/>	<input type="text" value="PE, ROW, CONST"/>	<input type="text" value="NHS"/>	<input type="text" value="\$500,000"/>	<input type="text" value="\$400,000"/>	<input type="text" value="\$100,000"/>	<input type="text"/>
<input type="text" value="2013"/>	<input type="text" value="PE, ROW, CONST"/>	<input type="text" value="NHS"/>	<input type="text" value="\$500,000"/>	<input type="text" value="\$400,000"/>	<input type="text" value="\$100,000"/>	<input type="text"/>
<input type="text" value="2014"/>	<input type="text" value="PE, ROW, CONST"/>	<input type="text" value="NHS"/>	<input type="text" value="\$500,000"/>	<input type="text" value="\$400,000"/>	<input type="text" value="\$100,000"/>	<input type="text"/>

			Remarks	
Amendment 1 #	<input type="text"/>	Admin Modification 1#	<input type="text"/>	
Amended on	<input type="text"/>	Modified on	<input type="text"/>	
Amendment 2 #	<input type="text"/>	Admin Modification 2#	<input type="text"/>	
Amended on	<input type="text"/>	Modified on	<input type="text"/>	



This map is for illustrative purposes only. Drawings depict conceptual project corridors and areas, not approved alignments.



REVISED

Nashville Area MPO Fiscal Years 2011-2015 Transportation Improvement Program

TIP #	<input type="text" value="2008-89-008"/>	TDOT PIN #	<input type="text"/>	Improvement Type	<input type="text"/>	Lead Agency	<input type="text" value="TDOT"/>
County	<input type="text" value="Regional"/>	Length	<input type="text"/> mi	RTP#	<input type="text" value="Consistent"/>	Conformity Status	<input type="text"/>
Route/Project Name	<input type="text" value="Project Cost Overruns Bucket - NHS (<30%)"/>					Total Project Cost	<input type="text" value="\$1,500,000"/>
Termini or Intersection	<input type="text" value="Regionwide - Nashville Area MPO"/>						
Project Description	<input type="text" value="National Highway System funds to cover projects contained in the current STIP where cost overruns have resulted in an increased cost of less than 30%"/>						

Fiscal Year	Type of Work	Funding Type	Total Funds	Fed Funds	State Funds	Local Funds
<input type="text" value="2012"/>	<input type="text" value="PE, ROW, CONST"/>	<input type="text" value="NHS"/>	<input type="text" value="\$500,000"/>	<input type="text" value="\$400,000"/>	<input type="text" value="\$100,000"/>	<input type="text"/>
<input type="text" value="2013"/>	<input type="text" value="PE, ROW, CONST"/>	<input type="text" value="NHS"/>	<input type="text" value="\$500,000"/>	<input type="text" value="\$400,000"/>	<input type="text" value="\$100,000"/>	<input type="text"/>
<input type="text" value="2014"/>	<input type="text" value="PE, ROW, CONST"/>	<input type="text" value="NHS"/>	<input type="text" value="\$500,000"/>	<input type="text" value="\$400,000"/>	<input type="text" value="\$100,000"/>	<input type="text"/>
<input type="text"/>	<input type="text"/>	<input type="text"/>	<input type="text"/>	<input type="text"/>	<input type="text"/>	<input type="text"/>

				Remarks	
Amendment 1 #	<input type="text"/>	Admin Modification 1#	<input type="text" value="2011-012"/>		
Amended on	<input type="text"/>	Modified on	<input type="text" value="6/9/2011"/>		
Amendment 2 #	<input type="text"/>	Admin Modification 2#	<input type="text"/>		
Amended on	<input type="text"/>	Modified on	<input type="text"/>		



This map is for illustrative purposes only. Drawings depict conceptual project corridors and areas, not approved alignments.

This page left blank intentionally

NASHVILLE AREA MPO



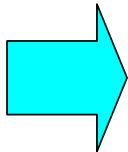
**Administrative Modification to The Fiscal Years 2011-2015
Transportation Improvement Program**

Administrative Modification #: 2011-013
TIP Number: 2009-84-033

FROM:

TIP# 2009-84-033						
Jurisdiction:		TDOT				
Project:		I-40				
Termini:		I-40 East to I-440 South				
Description:		Lengthen ramp for safety improvements				
FY	Work	Funding	Total	Fed	State	Local
2011	PE-D	IM	170,000	153,000	17,000	
TOTAL			170,000	153,000	17,000	0

TO:



TIP# 2009-84-033						
Jurisdiction:		TDOT				
Project:		I-40				
Termini:		I-40 East to I-440 South				
Description:		Lengthen ramp for safety improvements				
FY	Work	Funding	Total	Fed	State	Local
2012	PE-D	IM	170,000	153,000	17,000	
TOTAL			170,000	153,000	17,000	0

*This project is being adjusted to change the FY for PE from 2011 to 2012.

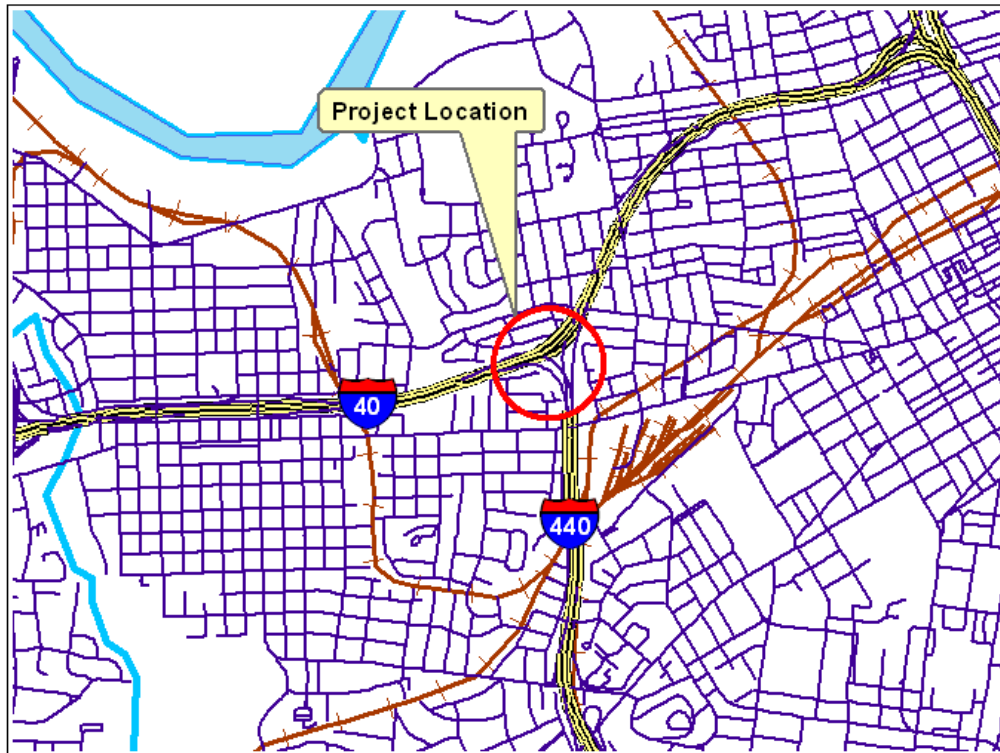


Nashville Area MPO Fiscal Years 2011-2015 Transportation Improvement Program

TIP #	<input type="text" value="2009-84-033"/>	TDOT PIN #	<input type="text" value="112521.00"/>	Improvement Type	<input type="text" value="Safety"/>	Lead Agency	<input type="text" value="TDOT"/>
County	<input type="text" value="Davidson"/>	Length	<input type="text" value="0.1"/> mi	RTP#	<input type="text" value="1014-238"/>	Conformity Status	<input type="text" value="Exempt"/>
Route/Project Name	<input type="text" value="I-40"/>					Total Project Cost	<input type="text" value="\$1,000,000"/>
Termini or Intersection	<input type="text" value="I-40 East to I-440 South"/>						
Project Description	<input type="text" value="Lengthen ramp for safety improvements"/>						

Fiscal Year	Type of Work	Funding Type	Total Funds	Fed Funds	State Funds	Local Funds
<input type="text" value="2011"/>	<input type="text" value="PE-D"/>	<input type="text" value="IM"/>	<input type="text" value="\$170,000"/>	<input type="text" value="\$153,000"/>	<input type="text" value="\$17,000"/>	<input type="text"/>
<input type="text"/>	<input type="text"/>	<input type="text"/>	<input type="text"/>	<input type="text"/>	<input type="text"/>	<input type="text"/>
<input type="text"/>	<input type="text"/>	<input type="text"/>	<input type="text"/>	<input type="text"/>	<input type="text"/>	<input type="text"/>
<input type="text"/>	<input type="text"/>	<input type="text"/>	<input type="text"/>	<input type="text"/>	<input type="text"/>	<input type="text"/>

		Remarks		
Amendment 1 #	<input type="text"/>	Admin Modification 1#		<input type="text"/>
Amended on	<input type="text"/>	Modified on		<input type="text"/>
Amendment 2 #	<input type="text"/>	Admin Modification 2#		<input type="text"/>
Amended on	<input type="text"/>	Modified on		<input type="text"/>



This map is for illustrative purposes only. Drawings depict conceptual project corridors and areas, not approved alignments.



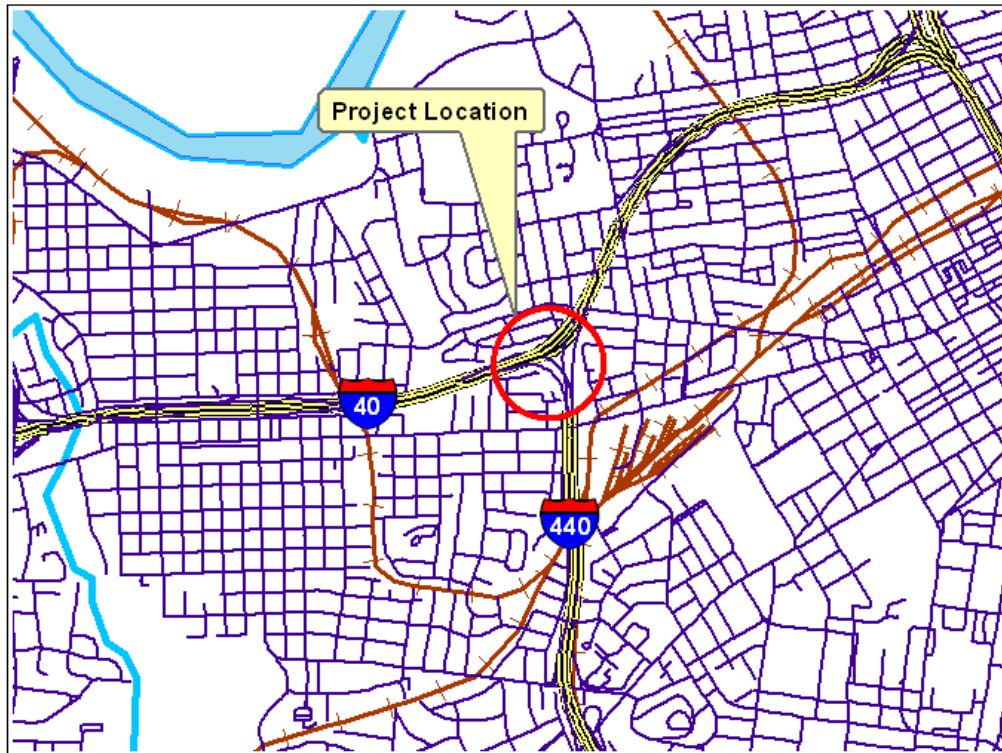
REVISED

Nashville Area MPO Fiscal Years 2011-2015 Transportation Improvement Program

TIP #	<input type="text" value="2009-84-033"/>	TDOT PIN #	<input type="text" value="112521.00"/>	Improvement Type	<input type="text" value="Safety"/>	Lead Agency	<input type="text" value="TDOT"/>
County	<input type="text" value="Davidson"/>	Length	<input type="text" value="0.1"/> mi	RTP#	<input type="text" value="1014-238"/>	Conformity Status	<input type="text" value="Exempt"/>
Route/Project Name	<input type="text" value="I-40"/>			Total Project Cost	<input type="text" value="\$1,000,000"/>		
Termini or Intersection	<input type="text" value="I-40 East to I-440 South"/>						
Project Description	<input type="text" value="Lengthen ramp for safety improvements"/>						

Fiscal Year	Type of Work	Funding Type	Total Funds	Fed Funds	State Funds	Local Funds
<input type="text" value="2012"/>	<input type="text" value="PE-D"/>	<input type="text" value="IM"/>	<input type="text" value="\$170,000"/>	<input type="text" value="\$153,000"/>	<input type="text" value="\$17,000"/>	<input type="text"/>
<input type="text"/>	<input type="text"/>	<input type="text"/>	<input type="text"/>	<input type="text"/>	<input type="text"/>	<input type="text"/>
<input type="text"/>	<input type="text"/>	<input type="text"/>	<input type="text"/>	<input type="text"/>	<input type="text"/>	<input type="text"/>
<input type="text"/>	<input type="text"/>	<input type="text"/>	<input type="text"/>	<input type="text"/>	<input type="text"/>	<input type="text"/>

		Remarks
Amendment 1 #	<input type="text"/>	Admin Modification 1# <input type="text" value="2011-013"/>
Amended on	<input type="text"/>	Modified on <input type="text" value="6/9/2011"/>
Amendment 2 #	<input type="text"/>	Admin Modification 2# <input type="text"/>
Amended on	<input type="text"/>	Modified on <input type="text"/>



This map is for illustrative purposes only. Drawings depict conceptual project corridors and areas, not approved alignments.

This page left blank intentionally


**Administrative Modification to The Fiscal Years 2011-2015
Transportation Improvement Program**

Administrative Modification #: 2011-014
TIP Number: 2011-12-109

FROM:

TIP# 2011-12-109						
Jurisdiction:		TDOT				
Project:		I-440				
Termini:		East of I-65 to West of I-24 (Eastbound only)				
Description:		Widen eastbound from 2 lanes to 3 lanes				
FY	Work	Funding	Total	Fed	State	Local
2011	UTILITIES	IM	100,000	90,000	10,000	
2011	CONST	IM	9,300,000	8,370,000	930,000	
TOTAL			9,400,000	8,460,000	940,000	0

TO:



TIP# 2011-12-109						
Jurisdiction:		TDOT				
Project:		I-440				
Termini:		East of I-65 to West of I-24 (Eastbound only)				
Description:		Widen eastbound from 2 lanes to 3 lanes				
FY	Work	Funding	Total	Fed	State	Local
2011	UTILITIES	STP	100,000	80,000	20,000	
2011	CONST	STP	9,300,000	7,440,000	1,860,000	
TOTAL			9,400,000	7,520,000	1,880,000	0

*This project is being adjusted to change the funding source from IM to STP for both work phases. The funding split for both work phases has also changed from 90/10 to 80/20.



Nashville Area MPO Fiscal Years 2011-2015 Transportation Improvement Program

TIP #	<input type="text" value="2011-12-109"/>	TDOT PIN #	<input type="text" value="113898.01"/>	Improvement Type	<input type="text" value="Road Widening"/>	Lead Agency	<input type="text" value="TDOT"/>
County	<input type="text" value="Davidson"/>	Length	<input type="text" value="1.2"/> mi	RTP#	<input type="text" value="1012-239"/>	Conformity Status	<input type="text" value="Non-Exempt"/>
Route/Project Name	<input type="text" value="I-440"/>					Total Project Cost	<input type="text" value="\$10,800,000"/>
Termini or Intersection	<input type="text" value="East of I-65 to West of I-24 (Eastbound only)"/>						
Project Description	<input type="text" value="Widen eastbound 2-LN to 3-LN"/>						

Fiscal Year	Type of Work	Funding Type	Total Funds	Fed Funds	State Funds	Local Funds
<input type="text" value="2011"/>	<input type="text" value="UTILITIES"/>	<input type="text" value="IM"/>	<input type="text" value="\$100,000"/>	<input type="text" value="\$90,000"/>	<input type="text" value="\$10,000"/>	<input type="text"/>
<input type="text" value="2011"/>	<input type="text" value="CONST"/>	<input type="text" value="IM"/>	<input type="text" value="\$9,300,000"/>	<input type="text" value="\$8,370,000"/>	<input type="text" value="\$930,000"/>	<input type="text"/>
<input type="text"/>	<input type="text"/>	<input type="text"/>	<input type="text"/>	<input type="text"/>	<input type="text"/>	<input type="text"/>
<input type="text"/>	<input type="text"/>	<input type="text"/>	<input type="text"/>	<input type="text"/>	<input type="text"/>	<input type="text"/>

				Remarks
Amendment 1 #	<input type="text"/>	Admin Modification 1#	<input type="text"/>	
Amended on	<input type="text"/>	Modified on	<input type="text"/>	
Amendment 2 #	<input type="text"/>	Admin Modification 2#	<input type="text"/>	
Amended on	<input type="text"/>	Modified on	<input type="text"/>	



This map is for illustrative purposes only. Drawings depict conceptual project corridors and areas, not approved alignments.



REVISED

Nashville Area MPO Fiscal Years 2011-2015 Transportation Improvement Program

TIP #	<input type="text" value="2011-12-109"/>	TDOT PIN #	<input type="text" value="113898.01"/>	Improvement Type	<input type="text" value="Road Widening"/>	Lead Agency	<input type="text" value="TDOT"/>
County	<input type="text" value="Davidson"/>	Length	<input type="text" value="1.2"/> mi	RTP#	<input type="text" value="1012-239"/>	Conformity Status	<input type="text" value="Non-Exempt"/>
Route/Project Name	<input type="text" value="I-440"/>					Total Project Cost	<input type="text" value="\$10,800,000"/>
Termini or Intersection	<input type="text" value="East of I-65 to West of I-24 (Eastbound only)"/>						
Project Description	<input type="text" value="Widen eastbound 2-LN to 3-LN"/>						

Fiscal Year	Type of Work	Funding Type	Total Funds	Fed Funds	State Funds	Local Funds
<input type="text" value="2011"/>	<input type="text" value="UTILITIES"/>	<input type="text" value="STP"/>	<input type="text" value="\$100,000"/>	<input type="text" value="\$80,000"/>	<input type="text" value="\$20,000"/>	<input type="text"/>
<input type="text" value="2011"/>	<input type="text" value="CONST"/>	<input type="text" value="STP"/>	<input type="text" value="\$9,300,000"/>	<input type="text" value="\$7,440,000"/>	<input type="text" value="\$1,860,000"/>	<input type="text"/>
<input type="text"/>	<input type="text"/>	<input type="text"/>	<input type="text"/>	<input type="text"/>	<input type="text"/>	<input type="text"/>
<input type="text"/>	<input type="text"/>	<input type="text"/>	<input type="text"/>	<input type="text"/>	<input type="text"/>	<input type="text"/>

				Remarks
Amendment 1 #	<input type="text"/>	Admin Modification 1#	<input type="text" value="2011-014"/>	
Amended on	<input type="text"/>	Modified on	<input type="text" value="6/9/2011"/>	
Amendment 2 #	<input type="text"/>	Admin Modification 2#	<input type="text"/>	
Amended on	<input type="text"/>	Modified on	<input type="text"/>	



This map is for illustrative purposes only. Drawings depict conceptual project corridors and areas, not approved alignments.

This page left blank intentionally

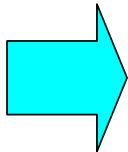
**Administrative Modification to The Fiscal Years 2011-2015
Transportation Improvement Program**

Administrative Modification #: 2011-015
TIP Number: 2011-51-108

FROM:

TIP# 2011-51-108						
Jurisdiction:		TDOT				
Project:		SR-109				
Termini:		Proposed SR-109 - Portland Bypass				
Description:		Construct new 4 lane roadway				
FY	Work	Funding	Total	Fed	State	Local
2011	PE-N	NHS	1,000,000	800,000	200,000	
2011	PE-D	NHS	2,000,000	1,600,000	400,000	
TOTAL			3,000,000	2,400,000	600,000	0

TO:



TIP# 2011-51-108						
Jurisdiction:		TDOT				
Project:		SR-109				
Termini:		Proposed SR-109 - Portland Bypass				
Description:		Construct new 4 lane roadway				
FY	Work	Funding	Total	Fed	State	Local
2011	PE-N	NHS	1,000,000	800,000	200,000	
2013	PE-D	NHS	2,000,000	1,600,000	400,000	
TOTAL			3,000,000	2,400,000	600,000	0

*This project is being adjusted to change the fiscal year for PE-D from 2011 to 2013.

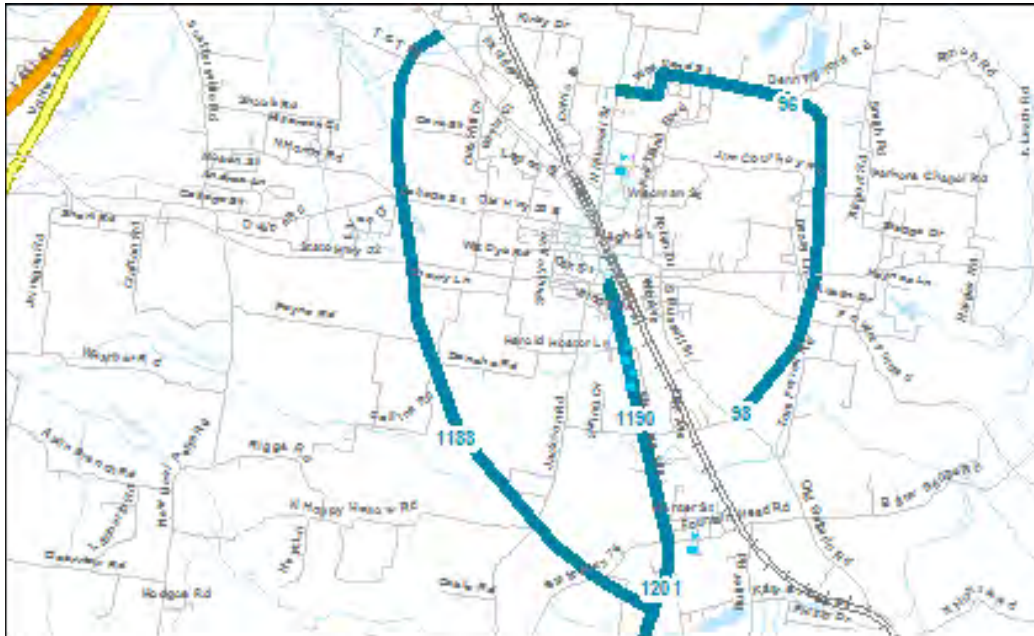


Nashville Area MPO Fiscal Years 2011-2015 Transportation Improvement Program

TIP #	<input type="text" value="2011-51-108"/>	TDOT PIN #	<input type="text"/>	Improvement Type	<input type="text" value="New Roadway"/>	Lead Agency	<input type="text" value="TDOT"/>
County	<input type="text" value="Sumner"/>	Length	<input type="text" value="6.8"/> mi	RTP#	<input type="text" value="1051-222"/>	Conformity Status	<input type="text" value="Non-Exempt"/>
Route/Project Name	<input type="text" value="SR-109"/>					Total Project Cost	<input type="text" value="\$46,000,000"/>
Termini or Intersection	<input type="text" value="Proposed SR-109 - Portland Bypass"/>						
Project Description	<input type="text" value="Construct new 4 lane roadway"/>						

Fiscal Year	Type of Work	Funding Type	Total Funds	Fed Funds	State Funds	Local Funds
<input type="text" value="2011"/>	<input type="text" value="PE-N"/>	<input type="text" value="NHS"/>	<input type="text" value="\$1,000,000"/>	<input type="text" value="\$800,000"/>	<input type="text" value="\$200,000"/>	<input type="text"/>
<input type="text" value="2011"/>	<input type="text" value="PE-D"/>	<input type="text" value="NHS"/>	<input type="text" value="\$2,000,000"/>	<input type="text" value="\$1,600,000"/>	<input type="text" value="\$400,000"/>	<input type="text"/>
<input type="text"/>	<input type="text"/>	<input type="text"/>	<input type="text"/>	<input type="text"/>	<input type="text"/>	<input type="text"/>
<input type="text"/>	<input type="text"/>	<input type="text"/>	<input type="text"/>	<input type="text"/>	<input type="text"/>	<input type="text"/>

		Remarks
Amendment 1 #	<input type="text"/>	
Admin Modification 1#	<input type="text"/>	
Amended on	<input type="text"/>	
Modified on	<input type="text"/>	
Amendment 2 #	<input type="text"/>	
Admin Modification 2#	<input type="text"/>	
Amended on	<input type="text"/>	
Modified on	<input type="text"/>	



This map is for illustrative purposes only. Drawings depict conceptual project corridors and areas, not approved alignments.



REVISED

Nashville Area MPO Fiscal Years 2011-2015 Transportation Improvement Program

TIP #	<input type="text" value="2011-51-108"/>	TDOT PIN #	<input type="text"/>	Improvement Type	<input type="text" value="New Roadway"/>	Lead Agency	<input type="text" value="TDOT"/>
County	<input type="text" value="Sumner"/>	Length	<input type="text" value="6.8"/> mi	RTP#	<input type="text" value="1051-222"/>	Conformity Status	<input type="text" value="Non-Exempt"/>
Route/Project Name	<input type="text" value="SR-109"/>					Total Project Cost	<input type="text" value="\$46,000,000"/>
Termini or Intersection	<input type="text" value="Proposed SR-109 - Portland Bypass"/>						
Project Description	<input type="text" value="Construct new 4 lane roadway"/>						

Fiscal Year	Type of Work	Funding Type	Total Funds	Fed Funds	State Funds	Local Funds
<input type="text" value="2011"/>	<input type="text" value="PE-N"/>	<input type="text" value="NHS"/>	<input type="text" value="\$1,000,000"/>	<input type="text" value="\$800,000"/>	<input type="text" value="\$200,000"/>	<input type="text"/>
<input type="text" value="2013"/>	<input type="text" value="PE-D"/>	<input type="text" value="NHS"/>	<input type="text" value="\$2,000,000"/>	<input type="text" value="\$1,600,000"/>	<input type="text" value="\$400,000"/>	<input type="text"/>
<input type="text"/>	<input type="text"/>	<input type="text"/>	<input type="text"/>	<input type="text"/>	<input type="text"/>	<input type="text"/>
<input type="text"/>	<input type="text"/>	<input type="text"/>	<input type="text"/>	<input type="text"/>	<input type="text"/>	<input type="text"/>

				Remarks
Amendment 1 #	<input type="text"/>	Admin Modification 1#	<input type="text" value="2011-015"/>	
Amended on	<input type="text"/>	Modified on	<input type="text" value="6/9/2011"/>	
Amendment 2 #	<input type="text"/>	Admin Modification 2#	<input type="text"/>	
Amended on	<input type="text"/>	Modified on	<input type="text"/>	



This map is for illustrative purposes only. Drawings depict conceptual project corridors and areas, not approved alignments.

This page left blank intentionally

**Nashville Area MPO
Transportation Improvement Program
FYs 2011 through 2015**

Funding Tables, Before June 9, 2011 Administrative Modifications

Table 1. FYs 2011-2015 TDOT Program Funds

Grant Program	FY 2011	FY 2012	FY 2013	FY 2014	FY 2015	TOTAL
Total Amount Programmed*	\$ 224,250,775	\$ 79,096,953	\$ 82,332,578	\$ 20,978,979	\$ 431,250	\$ 407,090,535
BRR-L (Bridge Replacement & Rehabilitation - Local)	\$ 408,000	\$ 408,000	\$ 408,000	\$ 408,000	\$ -	\$ 1,632,000
BRR-S (Bridge Replacement & Rehabilitation - State)	\$ 3,240,000	\$ 3,240,000	\$ 3,240,000	\$ 3,240,000	\$ -	\$ 12,960,000
CMAQ (Congestion Mitigation Air Quality)	\$ 11,293,043	\$ 3,606,825	\$ 4,013,300	\$ 1,615,000	\$ -	\$ 20,528,168
DEMO (Section 115 Demonstration Program)	\$ 354,172	\$ -	\$ -	\$ -	\$ -	\$ 354,172
ENH (Enhancement Grants)	\$ 5,306,875	\$ 2,440,238	\$ 2,000,000	\$ 2,000,000	\$ -	\$ 11,747,113
HPP (High Priority Projects)	\$ 25,068,062	\$ 1,280,430	\$ 5,030,166	\$ 844,800	\$ -	\$ 32,223,458
HSIP (Highway Safety Improvement Program)	\$ 7,470,000	\$ 1,800,000	\$ 1,800,000	\$ 1,800,000	\$ -	\$ 12,870,000
H-STP (STP Set Aside for Hazard Elimination)	\$ 100,000	\$ -	\$ -	\$ -	\$ -	\$ 100,000
IM (Interstate Maintenance)	\$ 65,403,000	\$ 31,005,000	\$ 47,002,500	\$ 1,305,000	\$ -	\$ 144,715,500
ITS (Intelligent Transportation Systems)	\$ 1,891,073	\$ -	\$ -	\$ -	\$ -	\$ 1,891,073
NHS (National Highway System)	\$ 5,384,000	\$ 800,000	\$ 800,000	\$ 800,000	\$ -	\$ 7,784,000
NSBP (National Scenic Byways Program)	\$ 276,644	\$ -	\$ -	\$ -	\$ -	\$ 276,644
PLHD (Public Lands Highways)	\$ 4,023,107	\$ -	\$ -	\$ -	\$ -	\$ 4,023,107
SRTS (Safe Routes to School)	\$ 850,000	\$ 850,000	\$ 850,000	\$ 850,000	\$ -	\$ 3,400,000
STP (State Surface Transportation Program)	\$ 29,506,542	\$ 4,513,168	\$ 3,200,480	\$ 3,428,480	\$ -	\$ 40,648,670
STP-S (STP Set Aside for Safety Improvements)	\$ -	\$ -	\$ 266,400	\$ -	\$ -	\$ 266,400
State Funds (includes matching funds)	\$ 63,676,257	\$ 29,153,292	\$ 13,721,732	\$ 4,687,699	\$ 431,250	\$ 111,670,230

*Funds are programmed only if corresponding revenue is anticipated by TDOT.

Table 2. FYs 2011-2015 MPO Funds: FHWA Grant Revenues

Grant Program	Opening Balance*	FY 2011 Allocation	FY 2012 Allocation	FY 2013 Allocation	FY 2014 Allocation	FY 2015 Allocation	Total Revenue
Total Revenue	\$ 77,766,914	\$ 17,283,436	\$ 17,801,939	\$ 18,335,997	\$ 19,987,189	\$ 20,586,805	\$ 171,762,280
STP Nash-Davidson UZA	\$ 63,059,849	\$ 14,972,607	\$ 15,421,785	\$ 15,884,439	\$ 16,360,972	\$ 16,851,801	\$ 142,551,453
STP Murfreesboro UZA	\$ 10,302,617	\$ 2,310,829	\$ 2,380,154	\$ 2,451,558	\$ 2,525,105	\$ 2,600,858	\$ 22,571,122
STP Lebanon**	\$ 1,389,339	\$ -	\$ -	\$ -	\$ 347,335	\$ 357,755	\$ 2,094,429
STP Spring Hill**	\$ 1,313,746	\$ -	\$ -	\$ -	\$ 328,437	\$ 338,290	\$ 1,980,472
STP Fairview**	\$ 486,114	\$ -	\$ -	\$ -	\$ 121,529	\$ 125,174	\$ 732,817
STP Portland**	\$ 612,637	\$ -	\$ -	\$ -	\$ 153,159	\$ 157,754	\$ 923,550
STP White House**	\$ 602,612	\$ -	\$ -	\$ -	\$ 150,653	\$ 155,173	\$ 908,438

*Opening balance includes unobligated funds from prior years. **Local Urban Area STP for communities 5,000 to 50,000 in population is allocated by TDOT in four-year cycles.

Table 3. FYs 2011-2015 MPO Funds: FHWA Grant Expenditures

Grant Program	FY 2011	FY 2012	FY 2013	FY 2014	FY 2015	TOTAL
Total Amount Programmed	\$ 84,383,117	\$ 7,677,834	\$ 6,420,000	\$ 3,876,000	\$ 1,500,000	\$ 103,856,951
STP Nash-Davidson UZA	\$ 73,248,055	\$ 4,678,584	\$ 660,000	\$ 500,000	\$ 1,500,000	\$ 80,586,639
STP Murfreesboro UZA	\$ 7,988,320	\$ 2,868,000	\$ 5,760,000	\$ 2,720,000	\$ -	\$ 19,336,320
STP Lebanon	\$ 894,454	\$ 131,250	\$ -	\$ 656,000	\$ -	\$ 1,681,704
STP Spring Hill	\$ 1,135,966	\$ -	\$ -	\$ -	\$ -	\$ 1,135,966
STP Fairview	\$ -	\$ -	\$ -	\$ -	\$ -	\$ -
STP Portland	\$ 545,110	\$ -	\$ -	\$ -	\$ -	\$ 545,110
STP White House	\$ 571,212	\$ -	\$ -	\$ -	\$ -	\$ 571,212

Table 4. FYs 2011-2015 MPO Funds: FHWA Unprogrammed Revenues

Grant Program	FY 2011	FY 2012	FY 2013	FY 2014	FY 2015
Remaining Balance*	\$ 10,667,233	\$ 20,791,338	\$ 32,707,335	\$ 49,059,750	\$ 68,146,554
STP Nash-Davidson UZA	\$ 4,784,401	\$ 15,527,602	\$ 30,752,041	\$ 46,613,013	\$ 61,964,814
STP Murfreesboro UZA	\$ 4,625,126	\$ 4,137,280	\$ 828,838	\$ 633,944	\$ 3,234,802
STP Lebanon	\$ 494,885	\$ 363,635	\$ 363,635	\$ 54,970	\$ 412,725
STP Spring Hill	\$ 177,780	\$ 177,780	\$ 177,780	\$ 506,217	\$ 844,506
STP Fairview	\$ 486,114	\$ 486,114	\$ 486,114	\$ 607,643	\$ 732,817
STP Portland	\$ 67,527	\$ 67,527	\$ 67,527	\$ 493,310	\$ 651,064
STP White House	\$ 31,400	\$ 31,400	\$ 31,400	\$ 150,653	\$ 305,826

* Annual cumulative balance.

Table 5. FYs 2011-2015 MPO Funds: FHWA Construction Reserves & Balances

Grant Program	FY 2011 to FY 2015
STP Nash-Davidson UZA Unprogrammed Funds	\$ 61,964,814
STP Nash-Davidson UZA Construction Reserve	\$ 61,486,922
STP Nash-Davidson UZA Remaining Balance	\$ 477,892
STP Murfreesboro UZA Unprogrammed Funds	\$ 3,234,802
STP Murfreesboro UZA Construction Reserve	\$ 2,000,000
STP Murfreesboro UZA Remaining Balance	\$ 1,234,802

Table 6. FYs 2011-2015 MPO Funds: FTA Grant Revenues

Grant Program	Opening Balance*	FY 2011 Allocation	FY 2012 Allocation	FY 2013 Allocation	FY 2014 Allocation	FY 2015 Allocation	Total Revenue
Total Revenue	\$ 4,987,386	\$ 16,886,836	\$ 14,868,994	\$ 18,888,335	\$ 19,457,185	\$ 20,040,901	\$ 95,129,637
5307 Nash-Davidson UZA	\$ -	\$ 11,683,802	\$ 12,034,316	\$ 16,000,000	\$ 16,480,000	\$ 16,974,400	\$ 73,172,518
5307 Murfreesboro UZA	\$ 4,000,000	\$ 2,006,160	\$ 2,066,345	\$ 2,128,335	\$ 2,192,185	\$ 2,257,951	\$ 14,650,976
5316 Nash-Davidson UZA	\$ 539,887	\$ 440,113	\$ 455,000	\$ 470,000	\$ 485,000	\$ 499,550	\$ 2,889,550
5317 Nash-Davidson UZA	\$ 378,086	\$ 272,461	\$ 313,333	\$ 290,000	\$ 300,000	\$ 309,000	\$ 1,862,880
5309 Capital Investments	\$ 69,413	\$ 1,304,300	\$ -	\$ -	\$ -	\$ -	\$ 1,373,713
5339 Alternative Analysis	\$ -	\$ 1,180,000	\$ -	\$ -	\$ -	\$ -	\$ 1,180,000

*Opening balance includes unobligated funds from prior years.

Table 7. FYs 2011-2015 MPO Funds: FTA Grant Expenditures

Grant Program	FY 2011	FY 2012	FY 2013	FY 2014	FY 2015	TOTAL
Total Amount Programmed	\$ 20,826,120	\$ 13,683,220	\$ 15,724,643	\$ 16,873,850	\$ 3,450,000	\$ 70,557,833
5307 Nash-Davidson UZA	\$ 11,676,110	\$ 11,393,162	\$ 13,397,265	\$ 14,474,451	\$ 3,450,000	\$ 54,390,988
5307 Murfreesboro UZA	\$ 4,965,750	\$ 1,521,725	\$ 1,567,378	\$ 1,614,399	\$ -	\$ 9,669,252
5316 Nash-Davidson UZA	\$ 980,000	\$ 455,000	\$ 470,000	\$ 485,000	\$ -	\$ 2,390,000
5317 Nash-Davidson UZA	\$ 650,547	\$ 313,333	\$ 290,000	\$ 300,000	\$ -	\$ 1,553,880
5309 Capital Investments	\$ 1,373,713	\$ -	\$ -	\$ -	\$ -	\$ 1,373,713
5339 Alternative Analysis	\$ 1,180,000	\$ -	\$ -	\$ -	\$ -	\$ 1,180,000

Table 8. FYs 2011-2015 MPO Funds: FTA Unprogrammed Revenues

Grant Program	FY 2011	FY 2012	FY 2013	FY 2014	FY 2015
Remaining Balance*	\$ 1,048,102	\$ 2,233,875	\$ 5,397,567	\$ 7,980,902	\$ 24,571,803
5307 Nash-Davidson UZA	\$ 7,692	\$ 648,846	\$ 3,251,581	\$ 5,257,130	\$ 18,781,530
5307 Murfreesboro UZA	\$ 1,040,410	\$ 1,585,030	\$ 2,145,987	\$ 2,723,773	\$ 4,981,723
5316 Nash-Davidson UZA	\$ -	\$ -	\$ -	\$ -	\$ 499,550
5317 Nash-Davidson UZA	\$ -	\$ -	\$ -	\$ -	\$ 309,000
5309 Capital Investments	\$ -	\$ -	\$ -	\$ -	\$ -
5339 Alternative Analysis	\$ -	\$ -	\$ -	\$ -	\$ -

* Annual cumulative balance.

This page left blank intentionally

**Nashville Area MPO
Transportation Improvement Program
FYs 2011 through 2015**

Funding Tables, After June 9, 2011 Administrative Modifications

Table 1. FYs 2011-2015 TDOT Program Funds

Grant Program	FY 2011	FY 2012	FY 2013	FY 2014	FY 2015	TOTAL
Total Amount Programmed*	\$ 219,550,775	\$ 79,266,953	\$ 84,332,578	\$ 22,508,979	\$ 431,250	\$ 406,090,535
BRR-L (Bridge Replacement & Rehabilitation - Local)	\$ 408,000	\$ 408,000	\$ 408,000	\$ 408,000	\$ -	\$ 1,632,000
BRR-S (Bridge Replacement & Rehabilitation - State)	\$ 3,240,000	\$ 3,240,000	\$ 3,240,000	\$ 3,240,000	\$ -	\$ 12,960,000
CMAQ (Congestion Mitigation Air Quality)	\$ 11,293,043	\$ 3,606,825	\$ 4,013,300	\$ 1,615,000	\$ -	\$ 20,528,168
DEMO (Section 115 Demonstration Program)	\$ 354,172	\$ -	\$ -	\$ -	\$ -	\$ 354,172
ENH (Enhancement Grants)	\$ 5,306,875	\$ 2,440,238	\$ 2,000,000	\$ 2,000,000	\$ -	\$ 11,747,113
HPP (High Priority Projects)	\$ 25,068,062	\$ 1,280,430	\$ 5,030,166	\$ 844,800	\$ -	\$ 32,223,458
HSIP (Highway Safety Improvement Program)	\$ 7,470,000	\$ 1,800,000	\$ 1,800,000	\$ 1,800,000	\$ -	\$ 12,870,000
H-STP (STP Set Aside for Hazard Elimination)	\$ 100,000	\$ -	\$ -	\$ -	\$ -	\$ 100,000
IM (Interstate Maintenance)	\$ 56,790,000	\$ 31,158,000	\$ 47,002,500	\$ 1,305,000	\$ -	\$ 136,255,500
ITS (Intelligent Transportation Systems)	\$ 1,891,073	\$ -	\$ -	\$ -	\$ -	\$ 1,891,073
NHS (National Highway System)	\$ 1,760,000	\$ 800,000	\$ 2,400,000	\$ 2,024,000	\$ -	\$ 6,984,000
NSBP (National Scenic Byways Program)	\$ 276,644	\$ -	\$ -	\$ -	\$ -	\$ 276,644
PLHD (Public Lands Highways)	\$ 4,023,107	\$ -	\$ -	\$ -	\$ -	\$ 4,023,107
SRTS (Safe Routes to School)	\$ 850,000	\$ 850,000	\$ 850,000	\$ 850,000	\$ -	\$ 3,400,000
STP (State Surface Transportation Program)	\$ 37,026,542	\$ 4,513,168	\$ 3,200,480	\$ 3,428,480	\$ -	\$ 48,168,670
STP-S (STP Set Aside for Safety Improvements)	\$ -	\$ -	\$ 266,400	\$ -	\$ -	\$ 266,400
State Funds (includes matching funds)	\$ 63,693,257	\$ 29,170,292	\$ 14,121,732	\$ 4,993,699	\$ 431,250	\$ 112,410,230

*Funds are programmed only if corresponding revenue is anticipated by TDOT.

Table 2. FYs 2011-2015 MPO Funds: FHWA Grant Revenues

Grant Program	Opening Balance*	FY 2011 Allocation	FY 2012 Allocation	FY 2013 Allocation	FY 2014 Allocation	FY 2015 Allocation	Total Revenue
Total Revenue	\$ 77,766,914	\$ 17,283,436	\$ 17,801,939	\$ 18,335,997	\$ 19,987,189	\$ 20,586,805	\$ 171,762,280
STP Nash-Davidson UZA	\$ 63,059,849	\$ 14,972,607	\$ 15,421,785	\$ 15,884,439	\$ 16,360,972	\$ 16,851,801	\$ 142,551,453
STP Murfreesboro UZA	\$ 10,302,617	\$ 2,310,829	\$ 2,380,154	\$ 2,451,558	\$ 2,525,105	\$ 2,600,858	\$ 22,571,122
STP Lebanon**	\$ 1,389,339	\$ -	\$ -	\$ -	\$ 347,335	\$ 357,755	\$ 2,094,429
STP Spring Hill**	\$ 1,313,746	\$ -	\$ -	\$ -	\$ 328,437	\$ 338,290	\$ 1,980,472
STP Fairview**	\$ 486,114	\$ -	\$ -	\$ -	\$ 121,529	\$ 125,174	\$ 732,817
STP Portland**	\$ 612,637	\$ -	\$ -	\$ -	\$ 153,159	\$ 157,754	\$ 923,550
STP White House**	\$ 602,612	\$ -	\$ -	\$ -	\$ 150,653	\$ 155,173	\$ 908,438

*Opening balance includes unobligated funds from prior years. **Local Urban Area STP for communities 5,000 to 50,000 in population is allocated by TDOT in four-year cycles.

Table 3. FYs 2011-2015 MPO Funds: FHWA Grant Expenditures

Grant Program	FY 2011	FY 2012	FY 2013	FY 2014	FY 2015	TOTAL
Total Amount Programmed	\$ 84,383,117	\$ 7,677,834	\$ 6,420,000	\$ 3,876,000	\$ 1,500,000	\$ 103,856,951
STP Nash-Davidson UZA	\$ 73,248,055	\$ 4,678,584	\$ 660,000	\$ 500,000	\$ 1,500,000	\$ 80,586,639
STP Murfreesboro UZA	\$ 7,988,320	\$ 2,868,000	\$ 5,760,000	\$ 2,720,000	\$ -	\$ 19,336,320
STP Lebanon	\$ 894,454	\$ 131,250	\$ -	\$ 656,000	\$ -	\$ 1,681,704
STP Spring Hill	\$ 1,135,966	\$ -	\$ -	\$ -	\$ -	\$ 1,135,966
STP Fairview	\$ -	\$ -	\$ -	\$ -	\$ -	\$ -
STP Portland	\$ 545,110	\$ -	\$ -	\$ -	\$ -	\$ 545,110
STP White House	\$ 571,212	\$ -	\$ -	\$ -	\$ -	\$ 571,212

Table 4. FYs 2011-2015 MPO Funds: FHWA Unprogrammed Revenues

Grant Program	FY 2011	FY 2012	FY 2013	FY 2014	FY 2015
Remaining Balance*	\$ 10,667,233	\$ 20,791,338	\$ 32,707,335	\$ 49,059,750	\$ 68,146,554
STP Nash-Davidson UZA	\$ 4,784,401	\$ 15,527,602	\$ 30,752,041	\$ 46,613,013	\$ 61,964,814
STP Murfreesboro UZA	\$ 4,625,126	\$ 4,137,280	\$ 828,838	\$ 633,944	\$ 3,234,802
STP Lebanon	\$ 494,885	\$ 363,635	\$ 363,635	\$ 54,970	\$ 412,725
STP Spring Hill	\$ 177,780	\$ 177,780	\$ 177,780	\$ 506,217	\$ 844,506
STP Fairview	\$ 486,114	\$ 486,114	\$ 486,114	\$ 607,643	\$ 732,817
STP Portland	\$ 67,527	\$ 67,527	\$ 67,527	\$ 493,310	\$ 651,064
STP White House	\$ 31,400	\$ 31,400	\$ 31,400	\$ 150,653	\$ 305,826

* Annual cumulative balance.

Table 5. FYs 2011-2015 MPO Funds: FHWA Construction Reserves & Balances

Grant Program	FY 2011 to FY 2015
STP Nash-Davidson UZA Unprogrammed Funds	\$ 61,964,814
STP Nash-Davidson UZA Construction Reserve	\$ 61,486,922
STP Nash-Davidson UZA Remaining Balance	\$ 477,892
STP Murfreesboro UZA Unprogrammed Funds	\$ 3,234,802
STP Murfreesboro UZA Construction Reserve	\$ 2,000,000
STP Murfreesboro UZA Remaining Balance	\$ 1,234,802

Table 6. FYs 2011-2015 MPO Funds: FTA Grant Revenues

Grant Program	Opening Balance*	FY 2011 Allocation	FY 2012 Allocation	FY 2013 Allocation	FY 2014 Allocation	FY 2015 Allocation	Total Revenue
Total Revenue	\$ 4,987,386	\$ 16,886,836	\$ 14,868,994	\$ 18,888,335	\$ 19,457,185	\$ 20,040,901	\$ 95,129,637
5307 Nash-Davidson UZA	\$ -	\$ 11,683,802	\$ 12,034,316	\$ 16,000,000	\$ 16,480,000	\$ 16,974,400	\$ 73,172,518
5307 Murfreesboro UZA	\$ 4,000,000	\$ 2,006,160	\$ 2,066,345	\$ 2,128,335	\$ 2,192,185	\$ 2,257,951	\$ 14,650,976
5316 Nash-Davidson UZA	\$ 539,887	\$ 440,113	\$ 455,000	\$ 470,000	\$ 485,000	\$ 499,550	\$ 2,889,550
5317 Nash-Davidson UZA	\$ 378,086	\$ 272,461	\$ 313,333	\$ 290,000	\$ 300,000	\$ 309,000	\$ 1,862,880
5309 Capital Investments	\$ 69,413	\$ 1,304,300	\$ -	\$ -	\$ -	\$ -	\$ 1,373,713
5339 Alternative Analysis	\$ -	\$ 1,180,000	\$ -	\$ -	\$ -	\$ -	\$ 1,180,000

*Opening balance includes unobligated funds from prior years.

Table 7. FYs 2011-2015 MPO Funds: FTA Grant Expenditures

Grant Program	FY 2011	FY 2012	FY 2013	FY 2014	FY 2015	TOTAL
Total Amount Programmed	\$ 20,826,120	\$ 13,683,220	\$ 15,724,643	\$ 16,873,850	\$ 3,450,000	\$ 70,557,833
5307 Nash-Davidson UZA	\$ 11,676,110	\$ 11,393,162	\$ 13,397,265	\$ 14,474,451	\$ 3,450,000	\$ 54,390,988
5307 Murfreesboro UZA	\$ 4,965,750	\$ 1,521,725	\$ 1,567,378	\$ 1,614,399	\$ -	\$ 9,669,252
5316 Nash-Davidson UZA	\$ 980,000	\$ 455,000	\$ 470,000	\$ 485,000	\$ -	\$ 2,390,000
5317 Nash-Davidson UZA	\$ 650,547	\$ 313,333	\$ 290,000	\$ 300,000	\$ -	\$ 1,553,880
5309 Capital Investments	\$ 1,373,713	\$ -	\$ -	\$ -	\$ -	\$ 1,373,713
5339 Alternative Analysis	\$ 1,180,000	\$ -	\$ -	\$ -	\$ -	\$ 1,180,000

Table 8. FYs 2011-2015 MPO Funds: FTA Unprogrammed Revenues

Grant Program	FY 2011	FY 2012	FY 2013	FY 2014	FY 2015
Remaining Balance*	\$ 1,048,102	\$ 2,233,875	\$ 5,397,567	\$ 7,980,902	\$ 24,571,803
5307 Nash-Davidson UZA	\$ 7,692	\$ 648,846	\$ 3,251,581	\$ 5,257,130	\$ 18,781,530
5307 Murfreesboro UZA	\$ 1,040,410	\$ 1,585,030	\$ 2,145,987	\$ 2,723,773	\$ 4,981,723
5316 Nash-Davidson UZA	\$ -	\$ -	\$ -	\$ -	\$ 499,550
5317 Nash-Davidson UZA	\$ -	\$ -	\$ -	\$ -	\$ 309,000
5309 Capital Investments	\$ -	\$ -	\$ -	\$ -	\$ -
5339 Alternative Analysis	\$ -	\$ -	\$ -	\$ -	\$ -

* Annual cumulative balance.