



NASHVILLE AREA  
**Metropolitan Planning Organization**

June 30, 2011

Ms. Teresa Estes  
 Local Programs Development Office  
 Tennessee Department of Transportation  
 505 Deaderick Street, Suite 600  
 Nashville, Tennessee 37243

Dear Ms. Estes:

Enclosed are Administrative Modifications #2011-017 and 2011-018 to the FY 2011-2015 Transportation Improvement Program requested by the City of Murfreesboro involving STP funds for the Murfreesboro Urbanized Area. The following projects are being modified:

TIP #	Project	Modification
2011-41-144	Cherry Lane Extension with SR-840 Interchange	Add PE NEPA; shift funds to TIP # 2011-42-142 (Thompson Lane Widening)
2011-42-142	Thompson Lane (SR-268) Widening	Add PE NEPA; add funds

I have included original and revised copies of the affected TIP page for your reference. The Administrative Modifications have been made according to the procedures identified in the MPO's federally-approved Public Participation Plan and results in a fiscally constrained TIP.

Thank you for your assistance in processing this request. If you have any questions or comments, please contact me or Félix Castrodad at 862-7204.

Best,

Michael Skipper  
 Executive Director

CC w/enclosures: Ms. Angie Midgett, TDOT  
 Mr. Larry McGoogin, TDOT  
 Mr. Dana Richardson, City of Murfreesboro  
 Mr. Tom Brashear, Wilson County, MPO TCC Chair  
 Mayor Karl Dean, MPO Executive Board Chair

Enclosures

**NASHVILLE AREA MPO**



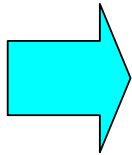
**Administrative Modification to The Fiscal Years 2011-2015  
Transportation Improvement Program**

**Administrative Modification #: 2011-017**  
**TIP Number: 2011-41-144**

**FROM:**

TIP# 2011-41-144						
Jurisdiction:		City of Murfreesboro				
Project:		Cherry Lane Extension with SR-840 Interchange				
Termini:		From Sulphur Springs Road to NW Broad Street and interchange @ SR-840				
Description:		Construct new 5 lane facility needed to provide alternative access to and relieve congestion on NW Broad (US-41/70) and Thompson Lane (SR-268)				
FY	Work	Funding	Total	Fed	State	Local
2011	PE-D	M-STP	2,415,000	1,932,000	0	483,000
2014	ROW	M-STP	3,400,000	2,720,000	0	680,000
<b>TOTAL</b>			<b>5,815,000</b>	<b>4,652,000</b>	<b>0</b>	<b>1,163,000</b>

**TO:**



TIP# 2011-41-144						
Jurisdiction:		City of Murfreesboro				
Project:		Cherry Lane Extension with SR-840 Interchange				
Termini:		From Sulphur Springs Road to NW Broad Street and interchange @ SR-840				
Description:		Construct new 5 lane facility needed to provide alternative access to and relieve congestion on NW Broad (US-41/70) and Thompson Lane (SR-268)				
FY	Work	Funding	Total	Fed	State	Local
<b>2011</b>	<b>PE-N</b>	<b>M-STP</b>	<b>1,692,000</b>	<b>1,353,600</b>	<b>0</b>	<b>338,400</b>
<b>2013</b>	PE-D	M-STP	<b>423,000</b>	<b>338,400</b>	<b>0</b>	<b>84,600</b>
2014	ROW	M-STP	3,400,000	2,720,000	0	680,000
<b>TOTAL</b>			<b>5,515,000</b>	<b>4,412,000</b>	<b>0</b>	<b>1,103,000</b>

\*This project is being adjusted to subdivide the PE phase to include PE-NEPA by shifting \$1,353,600 (federal) from PE-Design. Additionally, \$240,000 (federal) from PE are being shifted to TIP project # 2011-42-142 - *Thompson Lane Widening* to supplement funding for ROW in FY 2013.

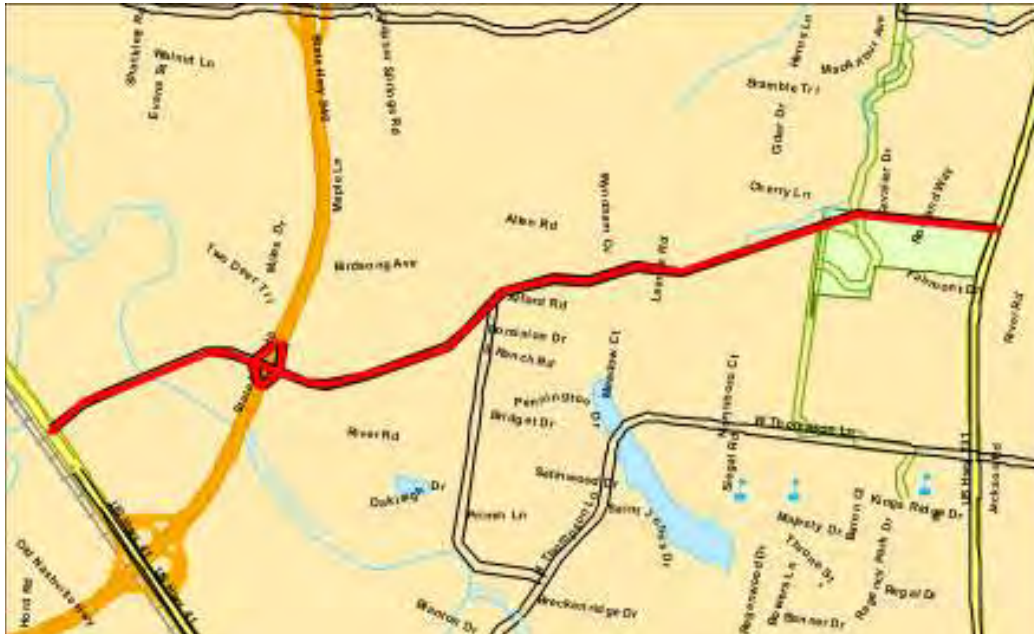


## Nashville Area MPO Fiscal Years 2011-2015 Transportation Improvement Program

<b>TIP #</b>	<input type="text" value="2011-41-144"/>	<b>TDOT PIN #</b>	<input type="text"/>	<b>Improvement Type</b>	<input type="text" value="New Roadway"/>	<b>Lead Agency</b>	<input type="text" value="Murfreesboro"/>
<b>County</b>	<input type="text" value="Rutherford"/>	<b>Length</b>	<input type="text"/> mi	<b>RTP#</b>	<input type="text" value="1041-129"/>	<b>Conformity Status</b>	<input type="text" value="Non-Exempt"/>
<b>Route/Project Name</b>	<input type="text" value="Cherry Lane Extension with SR-840 Interchange"/>					<b>Total Project Cost</b>	<input type="text" value="\$29,915,000"/>
<b>Termini or Intersection</b>	<input type="text" value="From Sulphur Springs Road to NW Broad Street and interchange @ SR-840"/>						
<b>Project Description</b>	<input type="text" value="Construct new 5 lane facility needed to provide alternative access to and relieve congestion on NW Broad (US-41/70) and Thompson Lane (SR-268)"/>						

Fiscal Year	Type of Work	Funding Type	Total Funds	Fed Funds	State Funds	Local Funds
<input type="text" value="2011"/>	<input type="text" value="PE-D"/>	<input type="text" value="M-STP"/>	<input type="text" value="\$2,415,000"/>	<input type="text" value="\$1,932,000"/>	<input type="text"/>	<input type="text" value="\$483,000"/>
<input type="text" value="2014"/>	<input type="text" value="ROW"/>	<input type="text" value="M-STP"/>	<input type="text" value="\$3,400,000"/>	<input type="text" value="\$2,720,000"/>	<input type="text"/>	<input type="text" value="\$680,000"/>
<input type="text"/>	<input type="text"/>	<input type="text"/>	<input type="text"/>	<input type="text"/>	<input type="text"/>	<input type="text"/>
<input type="text"/>	<input type="text"/>	<input type="text"/>	<input type="text"/>	<input type="text"/>	<input type="text"/>	<input type="text"/>

		Remarks
<b>Amendment 1 #</b>	<input type="text"/>	<b>Admin Modification 1#</b> <input type="text"/>
<b>Amended on</b>	<input type="text"/>	<b>Modified on</b> <input type="text"/>
<b>Amendment 2 #</b>	<input type="text"/>	<b>Admin Modification 2#</b> <input type="text"/>
<b>Amended on</b>	<input type="text"/>	<b>Modified on</b> <input type="text"/>



This map is for illustrative purposes only. Drawings depict conceptual project corridors and areas, not approved alignments.



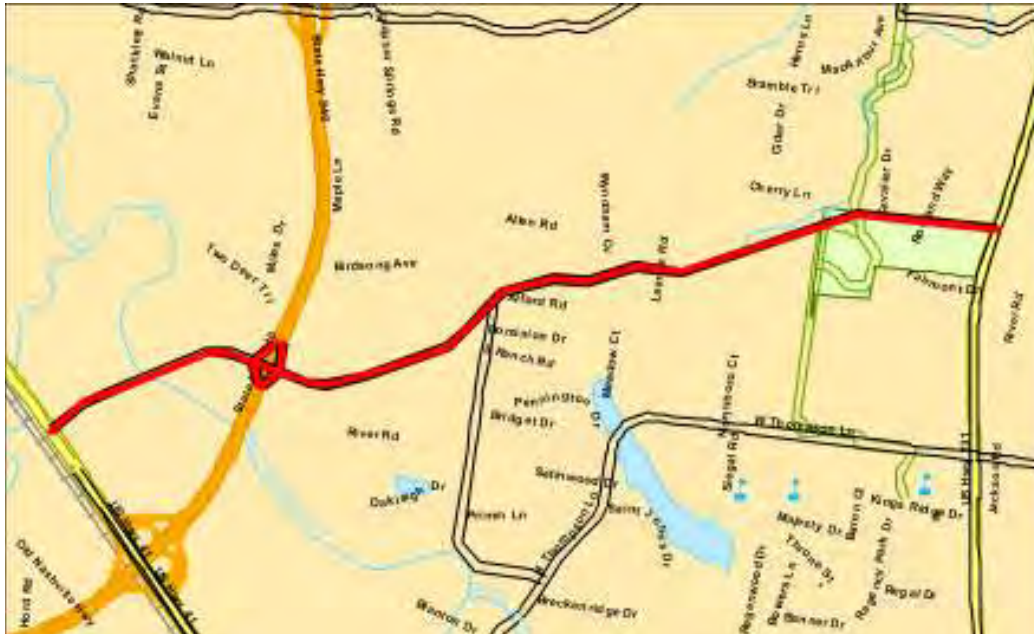
REVISED

## Nashville Area MPO Fiscal Years 2011-2015 Transportation Improvement Program

<b>TIP #</b>	<input type="text" value="2011-41-144"/>	<b>TDOT PIN #</b>	<input type="text"/>	<b>Improvement Type</b>	<input type="text" value="New Roadway"/>	<b>Lead Agency</b>	<input type="text" value="Murfreesboro"/>
<b>County</b>	<input type="text" value="Rutherford"/>	<b>Length</b>	<input type="text"/> mi	<b>RTP#</b>	<input type="text" value="1041-129"/>	<b>Conformity Status</b>	<input type="text" value="Non-Exempt"/>
<b>Route/Project Name</b>	<input type="text" value="Cherry Lane Extension with SR-840 Interchange"/>					<b>Total Project Cost</b>	<input type="text" value="\$32,028,000"/>
<b>Termini or Intersection</b>	<input type="text" value="From Sulphur Springs Road to NW Broad Street and interchange @ SR-840"/>						
<b>Project Description</b>	<input type="text" value="Construct new 5 lane facility needed to provide alternative access to and relieve congestion on NW Broad (US-41/70) and Thompson Lane (SR-268)"/>						

Fiscal Year	Type of Work	Funding Type	Total Funds	Fed Funds	State Funds	Local Funds
<input type="text" value="2011"/>	<input type="text" value="PE-N"/>	<input type="text" value="M-STP"/>	<input type="text" value="\$1,692,000"/>	<input type="text" value="\$1,353,600"/>	<input type="text"/>	<input type="text" value="\$338,400"/>
<input type="text" value="2013"/>	<input type="text" value="PE-D"/>	<input type="text" value="M-STP"/>	<input type="text" value="\$423,000"/>	<input type="text" value="\$338,400"/>	<input type="text"/>	<input type="text" value="\$84,600"/>
<input type="text" value="2014"/>	<input type="text" value="ROW"/>	<input type="text" value="M-STP"/>	<input type="text" value="\$3,400,000"/>	<input type="text" value="\$2,720,000"/>	<input type="text"/>	<input type="text" value="\$680,000"/>
<input type="text"/>	<input type="text"/>	<input type="text"/>	<input type="text"/>	<input type="text"/>	<input type="text"/>	<input type="text"/>

		Remarks
<b>Amendment 1 #</b>	<input type="text"/>	<b>Admin Modification 1#</b> <input type="text" value="2011-017"/>
<b>Amended on</b>	<input type="text"/>	<b>Modified on</b> <input type="text" value="6/30/2011"/>
<b>Amendment 2 #</b>	<input type="text"/>	<b>Admin Modification 2#</b> <input type="text"/>
<b>Amended on</b>	<input type="text"/>	<b>Modified on</b> <input type="text"/>



This map is for illustrative purposes only. Drawings depict conceptual project corridors and areas, not approved alignments.

This page left blank intentionally

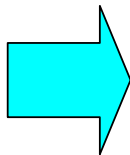
**Administrative Modification to The Fiscal Years 2011-2015  
Transportation Improvement Program**

**Administrative Modification #:** 2011-018  
**TIP Number:** 2011-42-142

**FROM:**

TIP# 2011-42-142						
Jurisdiction: City of Murfreesboro						
Project: Thompson Lane (SR-268) Widening						
Termini: From Broad (US-41) to US-231/SR-10 (Memorial)						
Description: Widen Thompson Lane from 2 to 5 lanes including sidewalks and bike lanes. Interconnect traffic signals into existing fiber optic to provide for coordinated arterial signal system.						
FY	Work	Funding	Total	Fed	State	Local
2011	PE-D	M-STP	2,500,000	2,000,000	0	500,000
2013	ROW	M-STP	5,700,000	4,560,000	0	1,140,000
<b>TOTAL</b>			<b>8,200,000</b>	<b>6,560,000</b>	<b>0</b>	<b>1,640,000</b>

**TO:**



TIP# 2011-42-142						
Jurisdiction: City of Murfreesboro						
Project: Thompson Lane (SR-268) Widening						
Termini: From Broad (US-41) to US-231/SR-10 (Memorial)						
Description: Widen Thompson Lane from 2 to 5 lanes including sidewalks and bike lanes. Interconnect traffic signals into existing fiber optic to provide for coordinated arterial signal system.						
FY	Work	Funding	Total	Fed	State	Local
<b>2011</b>	<b>PE-N</b>	<b>M-STP</b>	<b>2,000,000</b>	<b>1,600,000</b>	<b>0</b>	<b>400,000</b>
<b>2012</b>	PE-D	M-STP	<b>500,000</b>	<b>400,000</b>	<b>0</b>	<b>100,000</b>
2013	ROW	M-STP	<b>6,000,000</b>	<b>4,800,000</b>	<b>0</b>	<b>1,200,000</b>
<b>TOTAL</b>			<b>8,500,000</b>	<b>6,800,000</b>	<b>0</b>	<b>1,700,000</b>

\*This project is being adjusted to subdivide the PE phase to include PE-NEPA by shifting \$1,600,000 (federal) from PE-Design. Additionally, \$240,000 (federal) are being added from TIP project # 2011-41-144 - *Cherry Lane Extension w/SR-840 Interchange* to ROW in FY 2013.



## Nashville Area MPO Fiscal Years 2011-2015 Transportation Improvement Program

<b>TIP #</b>	<input type="text" value="2011-42-142"/>	<b>TDOT PIN #</b>	<input type="text"/>	<b>Improvement Type</b>	<input type="text" value="Road Widening"/>	<b>Lead Agency</b>	<input type="text" value="Murfreesboro"/>
<b>County</b>	<input type="text" value="Rutherford"/>	<b>Length</b>	<input type="text"/> mi	<b>RTP#</b>	<input type="text" value="1042-127"/>	<b>Conformity Status</b>	<input type="text" value="Non-Exempt"/>
<b>Route/Project Name</b>	<input type="text" value="Thompson Lane (SR-266) Widening"/>					<b>Total Project Cost</b>	<input type="text" value="\$34,713,000"/>
<b>Termini or Intersection</b>	<input type="text" value="Broad (US-41) to US-231/SR-10 (Memorial)"/>						
<b>Project Description</b>	<input type="text" value="Widen Thompson Lane from 2 to 5 lanes including sidewalks and bike lanes. Interconnect traffic signals into existing fiber optic to provide for coordinated arterial signal system."/>						

Fiscal Year	Type of Work	Funding Type	Total Funds	Fed Funds	State Funds	Local Funds
<input type="text" value="2011"/>	<input type="text" value="PE-D"/>	<input type="text" value="M-STP"/>	<input type="text" value="\$2,500,000"/>	<input type="text" value="\$2,000,000"/>	<input type="text"/>	<input type="text" value="\$500,000"/>
<input type="text" value="2013"/>	<input type="text" value="ROW"/>	<input type="text" value="M-STP"/>	<input type="text" value="\$5,700,000"/>	<input type="text" value="\$4,560,000"/>	<input type="text"/>	<input type="text" value="\$1,140,000"/>
<input type="text"/>	<input type="text"/>	<input type="text"/>	<input type="text"/>	<input type="text"/>	<input type="text"/>	<input type="text"/>
<input type="text"/>	<input type="text"/>	<input type="text"/>	<input type="text"/>	<input type="text"/>	<input type="text"/>	<input type="text"/>

		Remarks
<b>Amendment 1 #</b>	<input type="text"/>	<b>Admin Modification 1#</b> <input type="text"/>
<b>Amended on</b>	<input type="text"/>	<b>Modified on</b> <input type="text"/>
<b>Amendment 2 #</b>	<input type="text"/>	<b>Admin Modification 2#</b> <input type="text"/>
<b>Amended on</b>	<input type="text"/>	<b>Modified on</b> <input type="text"/>



This map is for illustrative purposes only. Drawings depict conceptual project corridors and areas, not approved alignments.



REVISED

## Nashville Area MPO Fiscal Years 2011-2015 Transportation Improvement Program

<b>TIP #</b>	<input type="text" value="2011-42-142"/>	<b>TDOT PIN #</b>	<input type="text"/>	<b>Improvement Type</b>	<input type="text" value="Road Widening"/>	<b>Lead Agency</b>	<input type="text" value="Murfreesboro"/>
<b>County</b>	<input type="text" value="Rutherford"/>	<b>Length</b>	<input type="text"/> mi	<b>RTP#</b>	<input type="text" value="1042-127"/>	<b>Conformity Status</b>	<input type="text" value="Non-Exempt"/>
<b>Route/Project Name</b>	<input type="text" value="Thompson Lane (SR-268) Widening"/>					<b>Total Project Cost</b>	<input type="text" value="\$34,713,000"/>
<b>Termini or Intersection</b>	<input type="text" value="Broad (US-41) to US-231/SR-10 (Memorial)"/>						
<b>Project Description</b>	<input type="text" value="Widen Thompson Lane from 2 to 5 lanes including sidewalks and bike lanes. Interconnect traffic signals into existing fiber optic to provide for coordinated arterial signal system."/>						

Fiscal Year	Type of Work	Funding Type	Total Funds	Fed Funds	State Funds	Local Funds
<input type="text" value="2011"/>	<input type="text" value="PE-N"/>	<input type="text" value="M-STP"/>	<input type="text" value="\$2,000,000"/>	<input type="text" value="\$1,600,000"/>	<input type="text"/>	<input type="text" value="\$400,000"/>
<input type="text" value="2012"/>	<input type="text" value="PE-D"/>	<input type="text" value="M-STP"/>	<input type="text" value="\$500,000"/>	<input type="text" value="\$400,000"/>	<input type="text"/>	<input type="text" value="\$100,000"/>
<input type="text" value="2013"/>	<input type="text" value="ROW"/>	<input type="text" value="M-STP"/>	<input type="text" value="\$6,000,000"/>	<input type="text" value="\$4,800,000"/>	<input type="text"/>	<input type="text" value="\$1,200,000"/>
<input type="text"/>	<input type="text"/>	<input type="text"/>	<input type="text"/>	<input type="text"/>	<input type="text"/>	<input type="text"/>

				Remarks
<b>Amendment 1 #</b>	<input type="text"/>	<b>Admin Modification 1#</b>	<input type="text" value="2011-018"/>	
<b>Amended on</b>	<input type="text"/>	<b>Modified on</b>	<input type="text" value="6/30/2011"/>	
<b>Amendment 2 #</b>	<input type="text"/>	<b>Admin Modification 2#</b>	<input type="text"/>	
<b>Amended on</b>	<input type="text"/>	<b>Modified on</b>	<input type="text"/>	



This map is for illustrative purposes only. Drawings depict conceptual project corridors and areas, not approved alignments.



This page left blank intentionally

**Nashville Area MPO  
Transportation Improvement Program  
FYs 2011 through 2015**

Funding Tables, Before June 30, 2011 Adjustments

**Table 1. FYs 2011-2015 TDOT Program Funds**

<b>Grant Program</b>	<b>FY 2011</b>	<b>FY 2012</b>	<b>FY 2013</b>	<b>FY 2014</b>	<b>FY 2015</b>	<b>TOTAL</b>
Total Amount Programmed*	\$ 263,351,513	\$ 107,260,049	\$ 88,016,438	\$ 22,833,979	\$ 431,250	\$ 481,893,229
BRR-L (Bridge Replacement & Rehabilitation - Local)	\$ 408,000	\$ 408,000	\$ 408,000	\$ 408,000	\$ -	\$ 1,632,000
BRR-S (Bridge Replacement & Rehabilitation - State)	\$ 3,240,000	\$ 3,240,000	\$ 3,240,000	\$ 3,240,000	\$ -	\$ 12,960,000
CMAQ (Congestion Mitigation Air Quality)	\$ 11,293,043	\$ 3,606,825	\$ 4,013,300	\$ 1,615,000	\$ -	\$ 20,528,168
DEMO (Section 115 Demonstration Program)	\$ 354,172	\$ -	\$ -	\$ -	\$ -	\$ 354,172
ENH (Enhancement Grants)	\$ 5,247,113	\$ 2,000,000	\$ 3,000,526	\$ 2,000,000	\$ -	\$ 12,247,639
HPP (High Priority Projects)	\$ 25,068,062	\$ 1,280,430	\$ 5,030,166	\$ 844,800	\$ -	\$ 32,223,458
HSIP (Highway Safety Improvement Program)	\$ 7,470,000	\$ 1,800,000	\$ 1,800,000	\$ 1,800,000	\$ -	\$ 12,870,000
H-STP (STP Set Aside for Hazard Elimination)	\$ 100,000	\$ -	\$ -	\$ -	\$ -	\$ 100,000
IM (Interstate Maintenance)	\$ 96,120,000	\$ 31,548,001	\$ 47,392,501	\$ 1,597,500	\$ -	\$ 176,658,002
ITS (Intelligent Transportation Systems)	\$ 1,891,073	\$ -	\$ -	\$ -	\$ -	\$ 1,891,073
NHS (National Highway System)	\$ 1,760,000	\$ 800,000	\$ 4,200,000	\$ 2,024,000	\$ -	\$ 8,784,000
NSBP (National Scenic Byways Program)	\$ 276,644	\$ -	\$ -	\$ -	\$ -	\$ 276,644
PLHD (Public Lands Highways)	\$ 4,023,107	\$ -	\$ -	\$ -	\$ -	\$ 4,023,107
SRTS (Safe Routes to School)	\$ 850,000	\$ 850,000	\$ 850,000	\$ 850,000	\$ -	\$ 3,400,000
STP (State Surface Transportation Program)	\$ 37,026,542	\$ 26,913,168	\$ 3,200,480	\$ 3,428,480	\$ -	\$ 70,568,670
STP-S (STP Set Aside for Safety Improvements)	\$ -	\$ -	\$ 266,400	\$ -	\$ -	\$ 266,400
State Funds (includes matching funds)	\$ 68,223,757	\$ 34,813,625	\$ 14,615,065	\$ 5,026,199	\$ 431,250	\$ 123,109,896

\*Funds are programmed only if corresponding revenue is anticipated by TDOT.

Table 2. FYs 2011-2015 MPO Funds: FHWA Grant Revenues

Grant Program	Opening Balance*	FY 2011 Allocation	FY 2012 Allocation	FY 2013 Allocation	FY 2014 Allocation	FY 2015 Allocation	Total Revenue
Total Revenue	\$ 77,766,914	\$ 17,448,154	\$ 17,801,939	\$ 18,335,997	\$ 19,987,190	\$ 20,586,805	\$ 171,926,999
STP Nash-Davidson UZA	\$ 63,059,849	\$ 14,972,607	\$ 15,421,785	\$ 15,884,439	\$ 16,360,972	\$ 16,851,801	\$ 142,551,453
STP Murfreesboro UZA	\$ 10,302,617	\$ 2,310,829	\$ 2,380,154	\$ 2,451,558	\$ 2,525,105	\$ 2,600,858	\$ 22,571,122
STP Lebanon**	\$ 1,389,339	\$ 164,718	\$ -	\$ -	\$ 347,335	\$ 357,755	\$ 2,259,147
STP Spring Hill**	\$ 1,313,746	\$ -	\$ -	\$ -	\$ 328,437	\$ 338,290	\$ 1,980,472
STP Fairview**	\$ 486,114	\$ -	\$ -	\$ -	\$ 121,529	\$ 125,174	\$ 732,817
STP Portland**	\$ 612,637	\$ -	\$ -	\$ -	\$ 153,159	\$ 157,754	\$ 923,550
STP White House**	\$ 602,612	\$ -	\$ -	\$ -	\$ 150,653	\$ 155,173	\$ 908,438

\*Opening balance includes unobligated funds from prior years. \*\*Local Urban Area STP for communities 5,000 to 50,000 in population is allocated by TDOT in four-year cycles.

Table 3. FYs 2011-2015 MPO Funds: FHWA Grant Expenditures

Grant Program	FY 2011	FY 2012	FY 2013	FY 2014	FY 2015	TOTAL
Total Amount Programmed	\$ 83,897,163	\$ 8,463,505	\$ 6,420,000	\$ 3,876,000	\$ 1,500,000	\$ 104,156,868
STP Nash-Davidson UZA	\$ 73,348,855	\$ 4,678,584	\$ 660,000	\$ 500,000	\$ 1,500,000	\$ 80,687,439
STP Murfreesboro UZA	\$ 7,988,320	\$ 2,868,000	\$ 5,760,000	\$ 2,720,000	\$ -	\$ 19,336,320
STP Lebanon	\$ 307,700	\$ 916,921	\$ -	\$ 656,000	\$ -	\$ 1,880,621
STP Spring Hill	\$ 1,135,966	\$ -	\$ -	\$ -	\$ -	\$ 1,135,966
STP Fairview	\$ -	\$ -	\$ -	\$ -	\$ -	\$ -
STP Portland	\$ 545,110	\$ -	\$ -	\$ -	\$ -	\$ 545,110
STP White House	\$ 571,212	\$ -	\$ -	\$ -	\$ -	\$ 571,212

**Table 4. FYs 2011-2015 MPO Funds: FHWA Unprogrammed Revenues**

<b>Grant Program</b>	<b>FY 2011</b>	<b>FY 2012</b>	<b>FY 2013</b>	<b>FY 2014</b>	<b>FY 2015</b>
Remaining Balance*	\$ 11,317,905	\$ 20,656,339	\$ 32,572,336	\$ 48,956,151	\$ 68,042,955
STP Nash-Davidson UZA	\$ 4,683,601	\$ 15,426,802	\$ 30,651,241	\$ 46,512,213	\$ 61,864,014
STP Murfreesboro UZA	\$ 4,625,126	\$ 4,137,280	\$ 828,838	\$ 633,944	\$ 3,234,802
STP Lebanon	\$ 1,246,357	\$ 329,436	\$ 329,436	\$ 20,771	\$ 378,526
STP Spring Hill	\$ 177,780	\$ 177,780	\$ 177,780	\$ 506,217	\$ 844,506
STP Fairview	\$ 486,114	\$ 486,114	\$ 486,114	\$ 607,643	\$ 732,817
STP Portland	\$ 67,527	\$ 67,527	\$ 67,527	\$ 493,310	\$ 651,064
STP White House	\$ 31,400	\$ 31,400	\$ 31,400	\$ 182,053	\$ 337,226

\* Annual cumulative balance.

**Table 5. FYs 2011-2015 MPO Funds: FHWA Construction Reserves & Balances**

<b>Grant Program</b>	<b>FY 2011 to FY 2015</b>
STP Nash-Davidson UZA Unprogrammed Funds	\$ 61,864,014
STP Nash-Davidson UZA Construction Reserve	\$ 61,486,122
STP Nash-Davidson UZA Remaining Balance	\$ 377,892
STP Murfreesboro UZA Unprogrammed Funds	\$ 3,234,802
STP Murfreesboro UZA Construction Reserve	\$ 2,000,000
STP Murfreesboro UZA Remaining Balance	\$ 1,234,802

**Table 6. FYs 2011-2015 MPO Funds: FTA Grant Revenues**

Grant Program	Opening Balance*	FY 2011 Allocation	FY 2012 Allocation	FY 2013 Allocation	FY 2014 Allocation	FY 2015 Allocation	Total Revenue
Total Revenue	\$ 4,987,386	\$ 16,886,836	\$ 14,868,994	\$ 18,888,335	\$ 19,457,185	\$ 20,040,901	\$ 95,129,637
5307 Nash-Davidson UZA	\$ -	\$ 11,683,802	\$ 12,034,316	\$ 16,000,000	\$ 16,480,000	\$ 16,974,400	\$ 73,172,518
5307 Murfreesboro UZA	\$ 4,000,000	\$ 2,006,160	\$ 2,066,345	\$ 2,128,335	\$ 2,192,185	\$ 2,257,951	\$ 14,650,976
5316 Nash-Davidson UZA	\$ 539,887	\$ 440,113	\$ 455,000	\$ 470,000	\$ 485,000	\$ 499,550	\$ 2,889,550
5317 Nash-Davidson UZA	\$ 378,086	\$ 272,461	\$ 313,333	\$ 290,000	\$ 300,000	\$ 309,000	\$ 1,862,880
5309 Capital Investments	\$ 69,413	\$ 1,304,300	\$ -	\$ -	\$ -	\$ -	\$ 1,373,713
5339 Alternative Analysis	\$ -	\$ 1,180,000	\$ -	\$ -	\$ -	\$ -	\$ 1,180,000

\*Opening balance includes unobligated funds from prior years.

**Table 7. FYs 2011-2015 MPO Funds: FTA Grant Expenditures**

Grant Program	FY 2011	FY 2012	FY 2013	FY 2014	FY 2015	TOTAL
Total Amount Programmed	\$ 20,826,120	\$ 13,683,220	\$ 15,724,643	\$ 16,873,850	\$ 3,450,000	\$ 70,557,833
5307 Nash-Davidson UZA	\$ 11,676,110	\$ 11,393,162	\$ 13,397,265	\$ 14,474,451	\$ 3,450,000	\$ 54,390,988
5307 Murfreesboro UZA	\$ 4,965,750	\$ 1,521,725	\$ 1,567,378	\$ 1,614,399	\$ -	\$ 9,669,252
5316 Nash-Davidson UZA	\$ 980,000	\$ 455,000	\$ 470,000	\$ 485,000	\$ -	\$ 2,390,000
5317 Nash-Davidson UZA	\$ 650,547	\$ 313,333	\$ 290,000	\$ 300,000	\$ -	\$ 1,553,880
5309 Capital Investments	\$ 1,373,713	\$ -	\$ -	\$ -	\$ -	\$ 1,373,713
5339 Alternative Analysis	\$ 1,180,000	\$ -	\$ -	\$ -	\$ -	\$ 1,180,000

**Table 8. FYs 2011-2015 MPO Funds: FTA Unprogrammed Revenues**

Grant Program	FY 2011	FY 2012	FY 2013	FY 2014	FY 2015
Remaining Balance*	\$ 1,048,102	\$ 2,233,875	\$ 5,397,567	\$ 7,980,902	\$ 24,571,803
5307 Nash-Davidson UZA	\$ 7,692	\$ 648,846	\$ 3,251,581	\$ 5,257,130	\$ 18,781,530
5307 Murfreesboro UZA	\$ 1,040,410	\$ 1,585,030	\$ 2,145,987	\$ 2,723,773	\$ 4,981,723
5316 Nash-Davidson UZA	\$ -	\$ -	\$ -	\$ -	\$ 499,550
5317 Nash-Davidson UZA	\$ -	\$ -	\$ -	\$ -	\$ 309,000
5309 Capital Investments	\$ -	\$ -	\$ -	\$ -	\$ -
5339 Alternative Analysis	\$ -	\$ -	\$ -	\$ -	\$ -

\* Annual cumulative balance.

This page left blank intentionally

**Nashville Area MPO  
Transportation Improvement Program  
FYs 2011 through 2015**

Funding Tables, After June 30, 2011 Adjustments

**Table 1. FYs 2011-2015 TDOT Program Funds**

<b>Grant Program</b>	<b>FY 2011</b>	<b>FY 2012</b>	<b>FY 2013</b>	<b>FY 2014</b>	<b>FY 2015</b>	<b>TOTAL</b>
Total Amount Programmed*	\$ 263,351,513	\$ 107,260,049	\$ 88,016,438	\$ 22,833,979	\$ 431,250	\$ 481,893,229
BRR-L (Bridge Replacement & Rehabilitation - Local)	\$ 408,000	\$ 408,000	\$ 408,000	\$ 408,000	\$ -	\$ 1,632,000
BRR-S (Bridge Replacement & Rehabilitation - State)	\$ 3,240,000	\$ 3,240,000	\$ 3,240,000	\$ 3,240,000	\$ -	\$ 12,960,000
CMAQ (Congestion Mitigation Air Quality)	\$ 11,293,043	\$ 3,606,825	\$ 4,013,300	\$ 1,615,000	\$ -	\$ 20,528,168
DEMO (Section 115 Demonstration Program)	\$ 354,172	\$ -	\$ -	\$ -	\$ -	\$ 354,172
ENH (Enhancement Grants)	\$ 5,247,113	\$ 2,000,000	\$ 3,000,526	\$ 2,000,000	\$ -	\$ 12,247,639
HPP (High Priority Projects)	\$ 25,068,062	\$ 1,280,430	\$ 5,030,166	\$ 844,800	\$ -	\$ 32,223,458
HSIP (Highway Safety Improvement Program)	\$ 7,470,000	\$ 1,800,000	\$ 1,800,000	\$ 1,800,000	\$ -	\$ 12,870,000
H-STP (STP Set Aside for Hazard Elimination)	\$ 100,000	\$ -	\$ -	\$ -	\$ -	\$ 100,000
IM (Interstate Maintenance)	\$ 96,120,000	\$ 31,548,001	\$ 47,392,501	\$ 1,597,500	\$ -	\$ 176,658,002
ITS (Intelligent Transportation Systems)	\$ 1,891,073	\$ -	\$ -	\$ -	\$ -	\$ 1,891,073
NHS (National Highway System)	\$ 1,760,000	\$ 800,000	\$ 4,200,000	\$ 2,024,000	\$ -	\$ 8,784,000
NSBP (National Scenic Byways Program)	\$ 276,644	\$ -	\$ -	\$ -	\$ -	\$ 276,644
PLHD (Public Lands Highways)	\$ 4,023,107	\$ -	\$ -	\$ -	\$ -	\$ 4,023,107
SRTS (Safe Routes to School)	\$ 850,000	\$ 850,000	\$ 850,000	\$ 850,000	\$ -	\$ 3,400,000
STP (State Surface Transportation Program)	\$ 37,026,542	\$ 26,913,168	\$ 3,200,480	\$ 3,428,480	\$ -	\$ 70,568,670
STP-S (STP Set Aside for Safety Improvements)	\$ -	\$ -	\$ 266,400	\$ -	\$ -	\$ 266,400
State Funds (includes matching funds)	\$ 68,223,757	\$ 34,813,625	\$ 14,615,065	\$ 5,026,199	\$ 431,250	\$ 123,109,896

\*Funds are programmed only if corresponding revenue is anticipated by TDOT.

**Table 2. FYs 2011-2015 MPO Funds: FHWA Grant Revenues**

Grant Program	Opening Balance*	FY 2011 Allocation	FY 2012 Allocation	FY 2013 Allocation	FY 2014 Allocation	FY 2015 Allocation	Total Revenue
Total Revenue	\$ 77,766,914	\$ 17,448,154	\$ 17,801,939	\$ 18,335,997	\$ 19,987,190	\$ 20,586,805	\$ 171,926,999
STP Nash-Davidson UZA	\$ 63,059,849	\$ 14,972,607	\$ 15,421,785	\$ 15,884,439	\$ 16,360,972	\$ 16,851,801	\$ 142,551,453
STP Murfreesboro UZA	\$ 10,302,617	\$ 2,310,829	\$ 2,380,154	\$ 2,451,558	\$ 2,525,105	\$ 2,600,858	\$ 22,571,122
STP Lebanon**	\$ 1,389,339	\$ 164,718	\$ -	\$ -	\$ 347,335	\$ 357,755	\$ 2,259,147
STP Spring Hill**	\$ 1,313,746	\$ -	\$ -	\$ -	\$ 328,437	\$ 338,290	\$ 1,980,472
STP Fairview**	\$ 486,114	\$ -	\$ -	\$ -	\$ 121,529	\$ 125,174	\$ 732,817
STP Portland**	\$ 612,637	\$ -	\$ -	\$ -	\$ 153,159	\$ 157,754	\$ 923,550
STP White House**	\$ 602,612	\$ -	\$ -	\$ -	\$ 150,653	\$ 155,173	\$ 908,438

\*Opening balance includes unobligated funds from prior years. \*\*Local Urban Area STP for communities 5,000 to 50,000 in population is allocated by TDOT in four-year cycles.

**Table 3. FYs 2011-2015 MPO Funds: FHWA Grant Expenditures**

Grant Program	FY 2011	FY 2012	FY 2013	FY 2014	FY 2015	TOTAL
Total Amount Programmed	\$ 82,917,963	\$ 8,863,505	\$ 6,998,400	\$ 3,876,000	\$ 1,500,000	\$ 104,155,868
STP Nash-Davidson UZA	\$ 73,348,855	\$ 4,678,584	\$ 660,000	\$ 500,000	\$ 1,500,000	\$ 80,686,639
STP Murfreesboro UZA	\$ 7,009,920	\$ 3,268,000	\$ 6,338,400	\$ 2,720,000	\$ -	\$ 19,336,320
STP Lebanon	\$ 307,700	\$ 916,921	\$ -	\$ 656,000	\$ -	\$ 1,880,621
STP Spring Hill	\$ 1,135,966	\$ -	\$ -	\$ -	\$ -	\$ 1,135,966
STP Fairview	\$ -	\$ -	\$ -	\$ -	\$ -	\$ -
STP Portland	\$ 545,110	\$ -	\$ -	\$ -	\$ -	\$ 545,110
STP White House	\$ 571,212	\$ -	\$ -	\$ -	\$ -	\$ 571,212



**Table 4. FYs 2011-2015 MPO Funds: FHWA Unprogrammed Revenues**

<b>Grant Program</b>	<b>FY 2011</b>	<b>FY 2012</b>	<b>FY 2013</b>	<b>FY 2014</b>	<b>FY 2015</b>
Remaining Balance*	\$ 12,296,305	\$ 21,234,739	\$ 32,572,336	\$ 48,956,150	\$ 68,042,954
STP Nash-Davidson UZA	\$ 4,683,601	\$ 15,426,802	\$ 30,651,241	\$ 46,512,213	\$ 61,864,014
STP Murfreesboro UZA	\$ 5,603,526	\$ 4,715,680	\$ 828,838	\$ 633,943	\$ 3,234,801
STP Lebanon	\$ 1,246,357	\$ 329,436	\$ 329,436	\$ 20,771	\$ 378,526
STP Spring Hill	\$ 177,780	\$ 177,780	\$ 177,780	\$ 506,217	\$ 844,506
STP Fairview	\$ 486,114	\$ 486,114	\$ 486,114	\$ 607,643	\$ 732,817
STP Portland	\$ 67,527	\$ 67,527	\$ 67,527	\$ 493,310	\$ 651,064
STP White House	\$ 31,400	\$ 31,400	\$ 31,400	\$ 182,053	\$ 337,226

\* Annual cumulative balance.

**Table 5. FYs 2011-2015 MPO Funds: FHWA Construction Reserves & Balances**

<b>Grant Program</b>	<b>FY 2011 to FY 2015</b>
STP Nash-Davidson UZA Unprogrammed Funds	\$ 61,864,014
STP Nash-Davidson UZA Construction Reserve	\$ 61,486,122
STP Nash-Davidson UZA Remaining Balance	\$ 377,892
STP Murfreesboro UZA Unprogrammed Funds	\$ 3,234,801
STP Murfreesboro UZA Construction Reserve	\$ 2,000,000
STP Murfreesboro UZA Remaining Balance	\$ 1,234,801

**Table 6. FYs 2011-2015 MPO Funds: FTA Grant Revenues**

Grant Program	Opening Balance*	FY 2011 Allocation	FY 2012 Allocation	FY 2013 Allocation	FY 2014 Allocation	FY 2015 Allocation	Total Revenue
Total Revenue	\$ 4,987,386	\$ 16,886,836	\$ 14,868,994	\$ 18,888,335	\$ 19,457,185	\$ 20,040,901	\$ 95,129,637
5307 Nash-Davidson UZA	\$ -	\$ 11,683,802	\$ 12,034,316	\$ 16,000,000	\$ 16,480,000	\$ 16,974,400	\$ 73,172,518
5307 Murfreesboro UZA	\$ 4,000,000	\$ 2,006,160	\$ 2,066,345	\$ 2,128,335	\$ 2,192,185	\$ 2,257,951	\$ 14,650,976
5316 Nash-Davidson UZA	\$ 539,887	\$ 440,113	\$ 455,000	\$ 470,000	\$ 485,000	\$ 499,550	\$ 2,889,550
5317 Nash-Davidson UZA	\$ 378,086	\$ 272,461	\$ 313,333	\$ 290,000	\$ 300,000	\$ 309,000	\$ 1,862,880
5309 Capital Investments	\$ 69,413	\$ 1,304,300	\$ -	\$ -	\$ -	\$ -	\$ 1,373,713
5339 Alternative Analysis	\$ -	\$ 1,180,000	\$ -	\$ -	\$ -	\$ -	\$ 1,180,000

\*Opening balance includes unobligated funds from prior years.

**Table 7. FYs 2011-2015 MPO Funds: FTA Grant Expenditures**

Grant Program	FY 2011	FY 2012	FY 2013	FY 2014	FY 2015	TOTAL
Total Amount Programmed	\$ 20,826,120	\$ 13,683,220	\$ 15,724,643	\$ 16,873,850	\$ 3,450,000	\$ 70,557,833
5307 Nash-Davidson UZA	\$ 11,676,110	\$ 11,393,162	\$ 13,397,265	\$ 14,474,451	\$ 3,450,000	\$ 54,390,988
5307 Murfreesboro UZA	\$ 4,965,750	\$ 1,521,725	\$ 1,567,378	\$ 1,614,399	\$ -	\$ 9,669,252
5316 Nash-Davidson UZA	\$ 980,000	\$ 455,000	\$ 470,000	\$ 485,000	\$ -	\$ 2,390,000
5317 Nash-Davidson UZA	\$ 650,547	\$ 313,333	\$ 290,000	\$ 300,000	\$ -	\$ 1,553,880
5309 Capital Investments	\$ 1,373,713	\$ -	\$ -	\$ -	\$ -	\$ 1,373,713
5339 Alternative Analysis	\$ 1,180,000	\$ -	\$ -	\$ -	\$ -	\$ 1,180,000

**Table 8. FYs 2011-2015 MPO Funds: FTA Unprogrammed Revenues**

Grant Program	FY 2011	FY 2012	FY 2013	FY 2014	FY 2015
Remaining Balance*	\$ 1,048,102	\$ 2,233,875	\$ 5,397,567	\$ 7,980,902	\$ 24,571,803
5307 Nash-Davidson UZA	\$ 7,692	\$ 648,846	\$ 3,251,581	\$ 5,257,130	\$ 18,781,530
5307 Murfreesboro UZA	\$ 1,040,410	\$ 1,585,030	\$ 2,145,987	\$ 2,723,773	\$ 4,981,723
5316 Nash-Davidson UZA	\$ -	\$ -	\$ -	\$ -	\$ 499,550
5317 Nash-Davidson UZA	\$ -	\$ -	\$ -	\$ -	\$ 309,000
5309 Capital Investments	\$ -	\$ -	\$ -	\$ -	\$ -
5339 Alternative Analysis	\$ -	\$ -	\$ -	\$ -	\$ -

\* Annual cumulative balance.