



NASHVILLE AREA

Metropolitan Planning Organization

July 13, 2011

Ms. Sherri Carroll
 Director of Program Operations
 Multimodal Transportation Resources Division
 Tennessee Department of Transportation
 Suite 1800, James K. Polk Building
 Nashville, Tennessee 37243

Dear Ms. Carroll:

Enclosed is Administrative Modification #2011-019 to the FY 2011-2015 Transportation Improvement Program requested by the City of Murfreesboro. The following project is being modified:

TIP #	Project	Modification
2011-45-114	5307 Urban capital Funding for Rover Public - Station/Operations/Admin/Training Facility	Shift funds

I have included original and revised copies of the affected TIP page for your reference. The Administrative Modification has been made according to the procedures identified in the MPO's federally-approved Public Participation Plan and results in a fiscally constrained TIP.

Thank you for your assistance in processing this request. If you have any questions or comments, please contact me or Félix Castrodad at 862-7204.

Best,

Michael Skipper
 Executive Director

CC w/o enclosures: Ms. Teresa Estes, TDOT
 Ms. Angie Midgett, TDOT
 Ms. Ronda Hirst, TDOT
 Ms. Nellie Patton, City of Murfreesboro
 Mr. Dana Richardson, City of Murfreesboro
 Mr. Tom Brashear, Wilson County, MPO TCC Chair
 Mayor Karl Dean, MPO Executive Board Chair

Enclosures

NASHVILLE AREA MPO



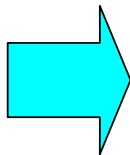
**Administrative Modification to The Fiscal Years 2011-2015
Transportation Improvement Program**

Administrative Modification #: 2011-019
TIP Number: 2011-45-114

FROM:

TIP# 2011-45-114						
Jurisdiction: City of Murfreesboro						
Project: 5307 Urban capital Funding for Rover Public - Station/Operations/Admin/Training Facility						
Termini: City of Murfreesboro						
Description: Construct new or renovate and rehabilitate existing facility for Multipurpose Transit Facility. Capitalized maintenance for Fixed Route Service.						
FY	Work	Funding	Total	Federal	State	Local
2011	CONST	5307	1,422,095	1,137,676	142,210	142,210
2011	CAPITALIZATION	5307	275,000	220,000	27,500	27,500
TOTAL			1,697,095	1,357,676	169,710	169,710

TO:



TIP# 2011-45-114						
Jurisdiction: City of Murfreesboro						
Project: 5307 Urban capital Funding for Rover Public - Station/Operations/Admin/Training Facility						
Termini: City of Murfreesboro						
Description: Construct new or renovate and rehabilitate existing facility for Multipurpose Transit Facility. Capitalized maintenance for Fixed Route Service.						
FY	Work	Funding	Total	Federal	State	Local
2011	CONST	5307	1,222,095	977,676	122,210	122,210
2011	CAPITALIZATION	5307	275,000	220,000	27,500	27,500
2012	CAPITALIZATION	5307	200,000	160,000	20,000	20,000
TOTAL			1,697,095	1,357,676	169,710	169,710

*This project is being adjusted to shift \$160,000 (federal) from FY 2011 CONST to FY 2012 CAPITALIZATION. The total project cost remains the same. Capitalized maintenance costs are being submitted in the 2009 5307 grant for the 2012 fiscal year.

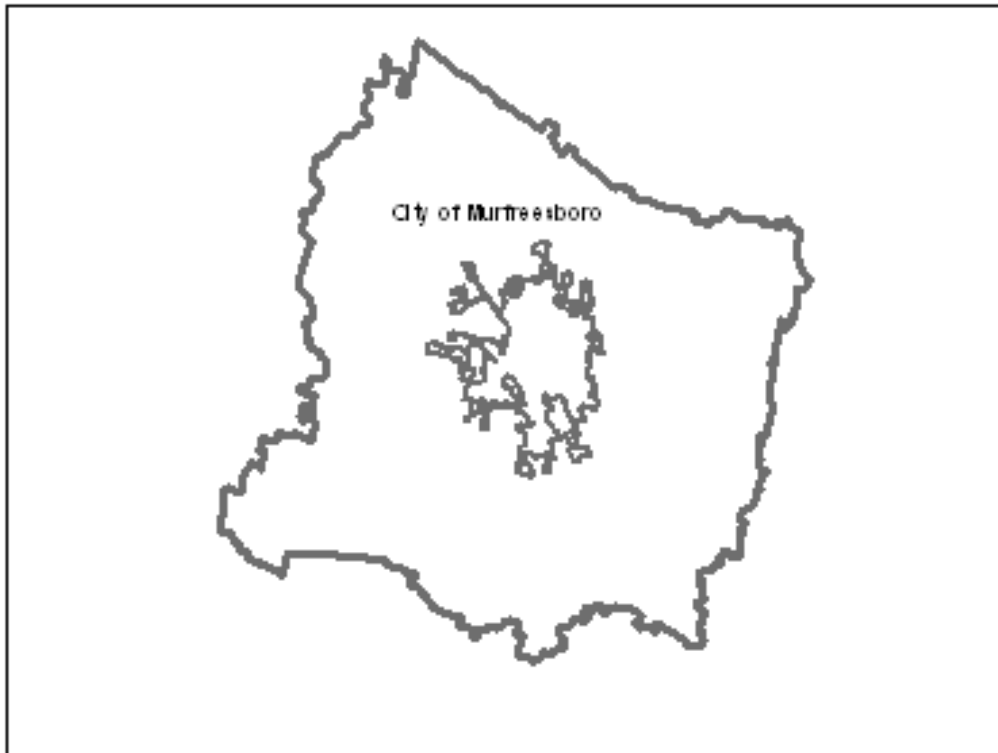


Nashville Area MPO Fiscal Years 2011-2015 Transportation Improvement Program

TIP #	<input type="text" value="2011-45-114"/>	TDOT PIN #	<input type="text"/>	Improvement Type	<input type="text" value="Transit Capital"/>	Lead Agency	<input type="text" value="Murfreesboro Public T"/>
County	<input type="text" value="Rutherford"/>	Length	<input type="text" value="0.0"/> mi	RTP#	<input type="text" value="1045-338"/>	Conformity Status	<input type="text" value="Exempt"/>
Route/Project Name	<input type="text" value="5307 Urban capital Funding for Rover Public - Station/Operations/Admin/Trainin"/>					Total Project Cost	<input type="text" value="\$1,697,095"/>
Termini or Intersection	<input type="text" value="City of Murfreesboro"/>						
Project Description	<input type="text" value="Construct new or renovate and rehabilitate existing facility for Multipurpose Transit Facility. Capitalized maintenance for Fixed Route Service."/>						

Fiscal Year	Type of Work	Funding Type	Total Funds	Fed Funds	State Funds	Local Funds
<input type="text" value="2011"/>	<input type="text" value="CONST"/>	<input type="text" value="5307"/>	<input type="text" value="\$1,422,095"/>	<input type="text" value="\$1,137,676"/>	<input type="text" value="\$142,210"/>	<input type="text" value="\$142,209"/>
<input type="text" value="2011"/>	<input type="text" value="CAPITALIZATION"/>	<input type="text" value="5307"/>	<input type="text" value="\$275,000"/>	<input type="text" value="\$220,000"/>	<input type="text" value="\$27,500"/>	<input type="text" value="\$27,500"/>
<input type="text"/>	<input type="text"/>	<input type="text"/>	<input type="text"/>	<input type="text"/>	<input type="text"/>	<input type="text"/>
<input type="text"/>	<input type="text"/>	<input type="text"/>	<input type="text"/>	<input type="text"/>	<input type="text"/>	<input type="text"/>

		Remarks	2011 5307 (2008) - \$661,379 federal 2011 5307 (2009) - \$696,297 federal	
Amendment 1 #	<input type="text"/>	Admin Modification 1#		<input type="text" value="2011-001"/>
Amended on	<input type="text"/>	Modified on		<input type="text" value="3/9/2011"/>
Amendment 2 #	<input type="text"/>	Admin Modification 2#		<input type="text"/>
Amended on	<input type="text"/>	Modified on		<input type="text"/>



This map is for illustrative purposes only. Drawings depict conceptual project corridors and areas, not approved alignments.



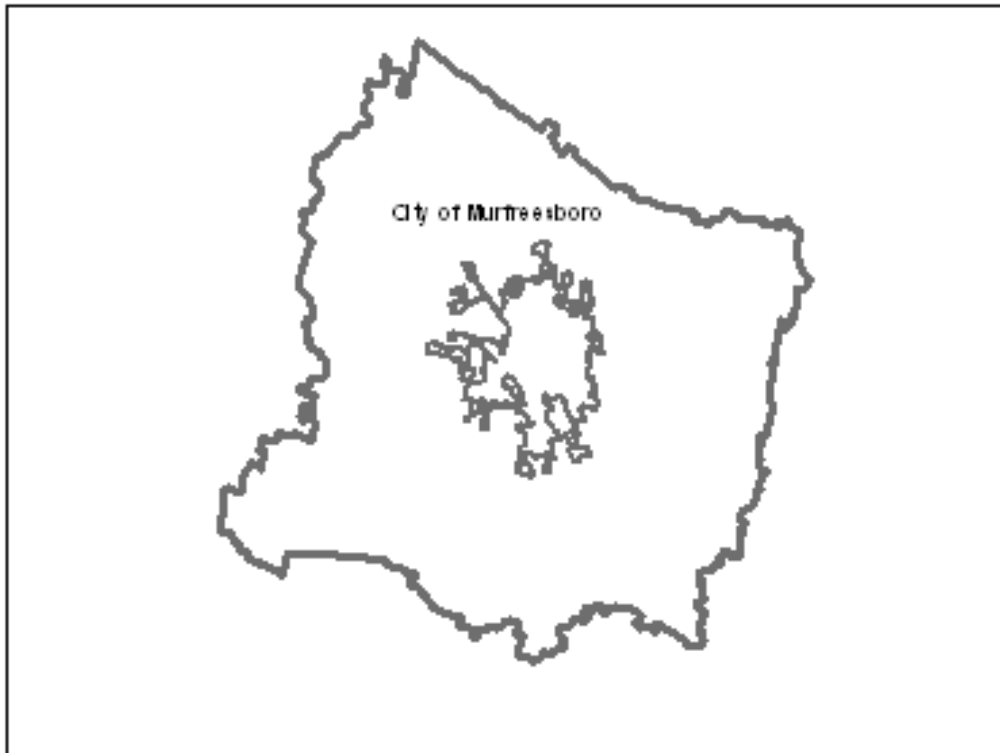
REVISED

Nashville Area MPO Fiscal Years 2011-2015 Transportation Improvement Program

TIP #	<input type="text" value="2011-45-114"/>	TDOT PIN #	<input type="text"/>	Improvement Type	<input type="text" value="Transit Capital"/>	Lead Agency	<input type="text" value="Murfreesboro Public T"/>
County	<input type="text" value="Rutherford"/>	Length	<input type="text" value="0.0"/> mi	RTP#	<input type="text" value="1045-338"/>	Conformity Status	<input type="text" value="Exempt"/>
Route/Project Name	<input type="text" value="5307 Urban capital Funding for Rover Public - Station/Operations/Admin/Trainin"/>					Total Project Cost	<input type="text" value="\$1,697,095"/>
Termini or Intersection	<input type="text" value="City of Murfreesboro"/>						
Project Description	<input type="text" value="Construct new or renovate and rehabilitate existing facility for Multipurpose Transit Facility. Capitalized maintenance for Fixed Route Service."/>						

Fiscal Year	Type of Work	Funding Type	Total Funds	Fed Funds	State Funds	Local Funds
<input type="text" value="2011"/>	<input type="text" value="CONST"/>	<input type="text" value="5307"/>	<input type="text" value="\$1,222,095"/>	<input type="text" value="\$977,676"/>	<input type="text" value="\$122,210"/>	<input type="text" value="\$122,210"/>
<input type="text" value="2011"/>	<input type="text" value="CAPITALIZATION"/>	<input type="text" value="5307"/>	<input type="text" value="\$275,000"/>	<input type="text" value="\$220,000"/>	<input type="text" value="\$27,500"/>	<input type="text" value="\$27,500"/>
<input type="text" value="2012"/>	<input type="text" value="CAPITALIZATION"/>	<input type="text" value="5307"/>	<input type="text" value="\$200,000"/>	<input type="text" value="\$160,000"/>	<input type="text" value="\$20,000"/>	<input type="text" value="\$20,000"/>
<input type="text"/>	<input type="text"/>	<input type="text"/>	<input type="text"/>	<input type="text"/>	<input type="text"/>	<input type="text"/>

Amendment 1 #	<input type="text"/>	Admin Modification 1#	<input type="text" value="2011-001"/>	Remarks 2011 5307 (2008) - \$661,379 federal 2011 5307 (2009) - \$696,297 federal 2012 5307 (2009)
Amended on	<input type="text"/>	Modified on	<input type="text" value="3/9/2011"/>	
Amendment 2 #	<input type="text"/>	Admin Modification 2#	<input type="text" value="2011-019"/>	
Amended on	<input type="text"/>	Modified on	<input type="text" value="7/11/2011"/>	



This map is for illustrative purposes only. Drawings depict conceptual project corridors and areas, not approved alignments.

This page left blank intentionally

**Nashville Area MPO
Transportation Improvement Program
FYs 2011 through 2015**

Funding Tables, Before July 13, 2011 Adjustment

Table 3. FYs 2011-2015 TDOT Program Funds

Grant Program	FY 2011	FY 2012	FY 2013	FY 2014	FY 2015	TOTAL
Total Amount Programmed*	\$ 263,351,513	\$ 107,260,049	\$ 88,016,438	\$ 22,833,979	\$ 431,250	\$ 481,893,229
BRR-L (Bridge Replacement & Rehabilitation - Local)	\$ 408,000	\$ 408,000	\$ 408,000	\$ 408,000	\$ -	\$ 1,632,000
BRR-S (Bridge Replacement & Rehabilitation - State)	\$ 3,240,000	\$ 3,240,000	\$ 3,240,000	\$ 3,240,000	\$ -	\$ 12,960,000
CMAQ (Congestion Mitigation Air Quality)	\$ 11,293,043	\$ 3,606,825	\$ 4,013,300	\$ 1,615,000	\$ -	\$ 20,528,168
DEMO (Section 115 Demonstration Program)	\$ 354,172	\$ -	\$ -	\$ -	\$ -	\$ 354,172
ENH (Enhancement Grants)	\$ 5,247,113	\$ 2,000,000	\$ 3,000,526	\$ 2,000,000	\$ -	\$ 12,247,639
HPP (High Priority Projects)	\$ 25,068,062	\$ 1,280,430	\$ 5,030,166	\$ 844,800	\$ -	\$ 32,223,458
HSIP (Highway Safety Improvement Program)	\$ 7,470,000	\$ 1,800,000	\$ 1,800,000	\$ 1,800,000	\$ -	\$ 12,870,000
H-STP (STP Set Aside for Hazard Elimination)	\$ 100,000	\$ -	\$ -	\$ -	\$ -	\$ 100,000
IM (Interstate Maintenance)	\$ 96,120,000	\$ 31,548,001	\$ 47,392,501	\$ 1,597,500	\$ -	\$ 176,658,002
ITS (Intelligent Transportation Systems)	\$ 1,891,073	\$ -	\$ -	\$ -	\$ -	\$ 1,891,073
NHS (National Highway System)	\$ 1,760,000	\$ 800,000	\$ 4,200,000	\$ 2,024,000	\$ -	\$ 8,784,000
NSBP (National Scenic Byways Program)	\$ 276,644	\$ -	\$ -	\$ -	\$ -	\$ 276,644
PLHD (Public Lands Highways)	\$ 4,023,107	\$ -	\$ -	\$ -	\$ -	\$ 4,023,107
SRTS (Safe Routes to School)	\$ 850,000	\$ 850,000	\$ 850,000	\$ 850,000	\$ -	\$ 3,400,000
STP (State Surface Transportation Program)	\$ 37,026,542	\$ 26,913,168	\$ 3,200,480	\$ 3,428,480	\$ -	\$ 70,568,670
STP-S (STP Set Aside for Safety Improvements)	\$ -	\$ -	\$ 266,400	\$ -	\$ -	\$ 266,400
State Funds (includes matching funds)	\$ 68,223,757	\$ 34,813,625	\$ 14,615,065	\$ 5,026,199	\$ 431,250	\$ 123,109,896

*Funds are programmed only if corresponding revenue is anticipated by TDOT.

Table 4. FYs 2011-2015 MPO Funds: FHWA Grant Revenues

Grant Program	Opening Balance*	FY 2011 Allocation	FY 2012 Allocation	FY 2013 Allocation	FY 2014 Allocation	FY 2015 Allocation	Total Revenue
Total Revenue	\$ 77,766,914	\$ 17,448,154	\$ 17,801,939	\$ 18,335,997	\$ 19,987,190	\$ 20,586,805	\$ 171,926,999
STP Nash-Davidson UZA	\$ 63,059,849	\$ 14,972,607	\$ 15,421,785	\$ 15,884,439	\$ 16,360,972	\$ 16,851,801	\$ 142,551,453
STP Murfreesboro UZA	\$ 10,302,617	\$ 2,310,829	\$ 2,380,154	\$ 2,451,558	\$ 2,525,105	\$ 2,600,858	\$ 22,571,122
STP Lebanon**	\$ 1,389,339	\$ 164,718	\$ -	\$ -	\$ 347,335	\$ 357,755	\$ 2,259,147
STP Spring Hill**	\$ 1,313,746	\$ -	\$ -	\$ -	\$ 328,437	\$ 338,290	\$ 1,980,472
STP Fairview**	\$ 486,114	\$ -	\$ -	\$ -	\$ 121,529	\$ 125,174	\$ 732,817
STP Portland**	\$ 612,637	\$ -	\$ -	\$ -	\$ 153,159	\$ 157,754	\$ 923,550
STP White House**	\$ 602,612	\$ -	\$ -	\$ -	\$ 150,653	\$ 155,173	\$ 908,438

*Opening balance includes unobligated funds from prior years. **Local Urban Area STP for communities 5,000 to 50,000 in population is allocated by TDOT in four-year cycles.

Table 5. FYs 2011-2015 MPO Funds: FHWA Grant Expenditures

Grant Program	FY 2011	FY 2012	FY 2013	FY 2014	FY 2015	TOTAL
Total Amount Programmed	\$ 82,917,963	\$ 8,863,505	\$ 6,998,400	\$ 3,876,000	\$ 1,500,000	\$ 104,155,868
STP Nash-Davidson UZA	\$ 73,348,855	\$ 4,678,584	\$ 660,000	\$ 500,000	\$ 1,500,000	\$ 80,686,639
STP Murfreesboro UZA	\$ 7,009,920	\$ 3,268,000	\$ 6,338,400	\$ 2,720,000	\$ -	\$ 19,336,320
STP Lebanon	\$ 307,700	\$ 916,921	\$ -	\$ 656,000	\$ -	\$ 1,880,621
STP Spring Hill	\$ 1,135,966	\$ -	\$ -	\$ -	\$ -	\$ 1,135,966
STP Fairview	\$ -	\$ -	\$ -	\$ -	\$ -	\$ -
STP Portland	\$ 545,110	\$ -	\$ -	\$ -	\$ -	\$ 545,110
STP White House	\$ 571,212	\$ -	\$ -	\$ -	\$ -	\$ 571,212

Table 6. FYs 2011-2015 MPO Funds: FHWA Unprogrammed Revenues

Grant Program	FY 2011	FY 2012	FY 2013	FY 2014	FY 2015
Remaining Balance*	\$ 12,296,305	\$ 21,234,739	\$ 32,572,336	\$ 48,956,150	\$ 68,042,954
STP Nash-Davidson UZA	\$ 4,683,601	\$ 15,426,802	\$ 30,651,241	\$ 46,512,213	\$ 61,864,014
STP Murfreesboro UZA	\$ 5,603,526	\$ 4,715,680	\$ 828,838	\$ 633,943	\$ 3,234,801
STP Lebanon	\$ 1,246,357	\$ 329,436	\$ 329,436	\$ 20,771	\$ 378,526
STP Spring Hill	\$ 177,780	\$ 177,780	\$ 177,780	\$ 506,217	\$ 844,506
STP Fairview	\$ 486,114	\$ 486,114	\$ 486,114	\$ 607,643	\$ 732,817
STP Portland	\$ 67,527	\$ 67,527	\$ 67,527	\$ 493,310	\$ 651,064
STP White House	\$ 31,400	\$ 31,400	\$ 31,400	\$ 182,053	\$ 337,226

* Annual cumulative balance.

Table 7. FYs 2011-2015 MPO Funds: FHWA Construction Reserves & Balances

Grant Program	FY 2011 to FY 2015
STP Nash-Davidson UZA Unprogrammed Funds	\$ 61,864,014
STP Nash-Davidson UZA Construction Reserve	\$ 61,486,122
STP Nash-Davidson UZA Remaining Balance	\$ 377,892
STP Murfreesboro UZA Unprogrammed Funds	\$ 3,234,801
STP Murfreesboro UZA Construction Reserve	\$ 2,000,000
STP Murfreesboro UZA Remaining Balance	\$ 1,234,801

Table 8. FYs 2011-2015 MPO Funds: FTA Grant Revenues

Grant Program	Opening Balance*	FY 2011 Allocation	FY 2012 Allocation	FY 2013 Allocation	FY 2014 Allocation	FY 2015 Allocation	Total Revenue
Total Revenue	\$ 4,987,386	\$ 16,886,836	\$ 14,868,994	\$ 18,888,335	\$ 19,457,185	\$ 20,040,901	\$ 95,129,637
5307 Nash-Davidson UZA	\$ -	\$ 11,683,802	\$ 12,034,316	\$ 16,000,000	\$ 16,480,000	\$ 16,974,400	\$ 73,172,518
5307 Murfreesboro UZA	\$ 4,000,000	\$ 2,006,160	\$ 2,066,345	\$ 2,128,335	\$ 2,192,185	\$ 2,257,951	\$ 14,650,976
5316 Nash-Davidson UZA	\$ 539,887	\$ 440,113	\$ 455,000	\$ 470,000	\$ 485,000	\$ 499,550	\$ 2,889,550
5317 Nash-Davidson UZA	\$ 378,086	\$ 272,461	\$ 313,333	\$ 290,000	\$ 300,000	\$ 309,000	\$ 1,862,880
5309 Capital Investments	\$ 69,413	\$ 1,304,300	\$ -	\$ -	\$ -	\$ -	\$ 1,373,713
5339 Alternative Analysis	\$ -	\$ 1,180,000	\$ -	\$ -	\$ -	\$ -	\$ 1,180,000

*Opening balance includes unobligated funds from prior years.

Table 9. FYs 2011-2015 MPO Funds: FTA Grant Expenditures

Grant Program	FY 2011	FY 2012	FY 2013	FY 2014	FY 2015	TOTAL
Total Amount Programmed	\$ 20,826,120	\$ 13,683,220	\$ 15,724,643	\$ 16,873,850	\$ 3,450,000	\$ 70,557,833
5307 Nash-Davidson UZA	\$ 11,676,110	\$ 11,393,162	\$ 13,397,265	\$ 14,474,451	\$ 3,450,000	\$ 54,390,988
5307 Murfreesboro UZA	\$ 4,965,750	\$ 1,521,725	\$ 1,567,378	\$ 1,614,399	\$ -	\$ 9,669,252
5316 Nash-Davidson UZA	\$ 980,000	\$ 455,000	\$ 470,000	\$ 485,000	\$ -	\$ 2,390,000
5317 Nash-Davidson UZA	\$ 650,547	\$ 313,333	\$ 290,000	\$ 300,000	\$ -	\$ 1,553,880
5309 Capital Investments	\$ 1,373,713	\$ -	\$ -	\$ -	\$ -	\$ 1,373,713
5339 Alternative Analysis	\$ 1,180,000	\$ -	\$ -	\$ -	\$ -	\$ 1,180,000

Table 10. FYs 2011-2015 MPO Funds: FTA Unprogrammed Revenues

Grant Program	FY 2011	FY 2012	FY 2013	FY 2014	FY 2015
Remaining Balance*	\$ 1,048,102	\$ 2,233,875	\$ 5,397,567	\$ 7,980,902	\$ 24,571,803
5307 Nash-Davidson UZA	\$ 7,692	\$ 648,846	\$ 3,251,581	\$ 5,257,130	\$ 18,781,530
5307 Murfreesboro UZA	\$ 1,040,410	\$ 1,585,030	\$ 2,145,987	\$ 2,723,773	\$ 4,981,723
5316 Nash-Davidson UZA	\$ -	\$ -	\$ -	\$ -	\$ 499,550
5317 Nash-Davidson UZA	\$ -	\$ -	\$ -	\$ -	\$ 309,000
5309 Capital Investments	\$ -	\$ -	\$ -	\$ -	\$ -
5339 Alternative Analysis	\$ -	\$ -	\$ -	\$ -	\$ -

* Annual cumulative balance.

This page left blank intentionally

**Nashville Area MPO
Transportation Improvement Program
FYs 2011 through 2015**

Funding Tables, After July 13, 2011 Adjustment

Table 3. FYs 2011-2015 TDOT Program Funds

Grant Program	FY 2011	FY 2012	FY 2013	FY 2014	FY 2015	TOTAL
Total Amount Programmed*	\$ 263,331,513	\$ 107,280,049	\$ 88,016,438	\$ 22,833,979	\$ 431,250	\$ 481,893,229
BRR-L (Bridge Replacement & Rehabilitation - Local)	\$ 408,000	\$ 408,000	\$ 408,000	\$ 408,000	\$ -	\$ 1,632,000
BRR-S (Bridge Replacement & Rehabilitation - State)	\$ 3,240,000	\$ 3,240,000	\$ 3,240,000	\$ 3,240,000	\$ -	\$ 12,960,000
CMAQ (Congestion Mitigation Air Quality)	\$ 11,293,043	\$ 3,606,825	\$ 4,013,300	\$ 1,615,000	\$ -	\$ 20,528,168
DEMO (Section 115 Demonstration Program)	\$ 354,172	\$ -	\$ -	\$ -	\$ -	\$ 354,172
ENH (Enhancement Grants)	\$ 5,247,113	\$ 2,000,000	\$ 3,000,526	\$ 2,000,000	\$ -	\$ 12,247,639
HPP (High Priority Projects)	\$ 25,068,062	\$ 1,280,430	\$ 5,030,166	\$ 844,800	\$ -	\$ 32,223,458
HSIP (Highway Safety Improvement Program)	\$ 7,470,000	\$ 1,800,000	\$ 1,800,000	\$ 1,800,000	\$ -	\$ 12,870,000
H-STP (STP Set Aside for Hazard Elimination)	\$ 100,000	\$ -	\$ -	\$ -	\$ -	\$ 100,000
IM (Interstate Maintenance)	\$ 96,120,000	\$ 31,548,001	\$ 47,392,501	\$ 1,597,500	\$ -	\$ 176,658,002
ITS (Intelligent Transportation Systems)	\$ 1,891,073	\$ -	\$ -	\$ -	\$ -	\$ 1,891,073
NHS (National Highway System)	\$ 1,760,000	\$ 800,000	\$ 4,200,000	\$ 2,024,000	\$ -	\$ 8,784,000
NSBP (National Scenic Byways Program)	\$ 276,644	\$ -	\$ -	\$ -	\$ -	\$ 276,644
PLHD (Public Lands Highways)	\$ 4,023,107	\$ -	\$ -	\$ -	\$ -	\$ 4,023,107
SRTS (Safe Routes to School)	\$ 850,000	\$ 850,000	\$ 850,000	\$ 850,000	\$ -	\$ 3,400,000
STP (State Surface Transportation Program)	\$ 37,026,542	\$ 26,913,168	\$ 3,200,480	\$ 3,428,480	\$ -	\$ 70,568,670
STP-S (STP Set Aside for Safety Improvements)	\$ -	\$ -	\$ 266,400	\$ -	\$ -	\$ 266,400
State Funds (includes matching funds)	\$ 68,203,757	\$ 34,833,625	\$ 14,615,065	\$ 5,026,199	\$ 431,250	\$ 123,109,896

*Funds are programmed only if corresponding revenue is anticipated by TDOT.

Table 4. FYs 2011-2015 MPO Funds: FHWA Grant Revenues

Grant Program	Opening Balance*	FY 2011 Allocation	FY 2012 Allocation	FY 2013 Allocation	FY 2014 Allocation	FY 2015 Allocation	Total Revenue
Total Revenue	\$ 77,766,914	\$ 17,448,154	\$ 17,801,939	\$ 18,335,997	\$ 19,987,190	\$ 20,586,805	\$ 171,926,999
STP Nash-Davidson UZA	\$ 63,059,849	\$ 14,972,607	\$ 15,421,785	\$ 15,884,439	\$ 16,360,972	\$ 16,851,801	\$ 142,551,453
STP Murfreesboro UZA	\$ 10,302,617	\$ 2,310,829	\$ 2,380,154	\$ 2,451,558	\$ 2,525,105	\$ 2,600,858	\$ 22,571,122
STP Lebanon**	\$ 1,389,339	\$ 164,718	\$ -	\$ -	\$ 347,335	\$ 357,755	\$ 2,259,147
STP Spring Hill**	\$ 1,313,746	\$ -	\$ -	\$ -	\$ 328,437	\$ 338,290	\$ 1,980,472
STP Fairview**	\$ 486,114	\$ -	\$ -	\$ -	\$ 121,529	\$ 125,174	\$ 732,817
STP Portland**	\$ 612,637	\$ -	\$ -	\$ -	\$ 153,159	\$ 157,754	\$ 923,550
STP White House**	\$ 602,612	\$ -	\$ -	\$ -	\$ 150,653	\$ 155,173	\$ 908,438

*Opening balance includes unobligated funds from prior years. **Local Urban Area STP for communities 5,000 to 50,000 in population is allocated by TDOT in four-year cycles.

Table 5. FYs 2011-2015 MPO Funds: FHWA Grant Expenditures

Grant Program	FY 2011	FY 2012	FY 2013	FY 2014	FY 2015	TOTAL
Total Amount Programmed	\$ 82,917,963	\$ 8,863,505	\$ 6,998,400	\$ 3,876,000	\$ 1,500,000	\$ 104,155,868
STP Nash-Davidson UZA	\$ 73,348,855	\$ 4,678,584	\$ 660,000	\$ 500,000	\$ 1,500,000	\$ 80,686,639
STP Murfreesboro UZA	\$ 7,009,920	\$ 3,268,000	\$ 6,338,400	\$ 2,720,000	\$ -	\$ 19,336,320
STP Lebanon	\$ 307,700	\$ 916,921	\$ -	\$ 656,000	\$ -	\$ 1,880,621
STP Spring Hill	\$ 1,135,966	\$ -	\$ -	\$ -	\$ -	\$ 1,135,966
STP Fairview	\$ -	\$ -	\$ -	\$ -	\$ -	\$ -
STP Portland	\$ 545,110	\$ -	\$ -	\$ -	\$ -	\$ 545,110
STP White House	\$ 571,212	\$ -	\$ -	\$ -	\$ -	\$ 571,212

Table 6. FYs 2011-2015 MPO Funds: FHWA Unprogrammed Revenues

Grant Program	FY 2011	FY 2012	FY 2013	FY 2014	FY 2015
Remaining Balance*	\$ 12,296,305	\$ 21,234,739	\$ 32,572,336	\$ 48,956,150	\$ 68,042,954
STP Nash-Davidson UZA	\$ 4,683,601	\$ 15,426,802	\$ 30,651,241	\$ 46,512,213	\$ 61,864,014
STP Murfreesboro UZA	\$ 5,603,526	\$ 4,715,680	\$ 828,838	\$ 633,943	\$ 3,234,801
STP Lebanon	\$ 1,246,357	\$ 329,436	\$ 329,436	\$ 20,771	\$ 378,526
STP Spring Hill	\$ 177,780	\$ 177,780	\$ 177,780	\$ 506,217	\$ 844,506
STP Fairview	\$ 486,114	\$ 486,114	\$ 486,114	\$ 607,643	\$ 732,817
STP Portland	\$ 67,527	\$ 67,527	\$ 67,527	\$ 493,310	\$ 651,064
STP White House	\$ 31,400	\$ 31,400	\$ 31,400	\$ 182,053	\$ 337,226

* Annual cumulative balance.

Table 7. FYs 2011-2015 MPO Funds: FHWA Construction Reserves & Balances

Grant Program	FY 2011 to FY 2015
STP Nash-Davidson UZA Unprogrammed Funds	\$ 61,864,014
STP Nash-Davidson UZA Construction Reserve	\$ 61,486,122
STP Nash-Davidson UZA Remaining Balance	\$ 377,892
STP Murfreesboro UZA Unprogrammed Funds	\$ 3,234,801
STP Murfreesboro UZA Construction Reserve	\$ 2,000,000
STP Murfreesboro UZA Remaining Balance	\$ 1,234,801

Table 8. FYs 2011-2015 MPO Funds: FTA Grant Revenues

Grant Program	Opening Balance*	FY 2011 Allocation	FY 2012 Allocation	FY 2013 Allocation	FY 2014 Allocation	FY 2015 Allocation	Total Revenue
Total Revenue	\$ 4,987,386	\$ 16,886,836	\$ 14,868,994	\$ 18,888,335	\$ 19,457,185	\$ 20,040,901	\$ 95,129,637
5307 Nash-Davidson UZA	\$ -	\$ 11,683,802	\$ 12,034,316	\$ 16,000,000	\$ 16,480,000	\$ 16,974,400	\$ 73,172,518
5307 Murfreesboro UZA	\$ 4,000,000	\$ 2,006,160	\$ 2,066,345	\$ 2,128,335	\$ 2,192,185	\$ 2,257,951	\$ 14,650,976
5316 Nash-Davidson UZA	\$ 539,887	\$ 440,113	\$ 455,000	\$ 470,000	\$ 485,000	\$ 499,550	\$ 2,889,550
5317 Nash-Davidson UZA	\$ 378,086	\$ 272,461	\$ 313,333	\$ 290,000	\$ 300,000	\$ 309,000	\$ 1,862,880
5309 Capital Investments	\$ 69,413	\$ 1,304,300	\$ -	\$ -	\$ -	\$ -	\$ 1,373,713
5339 Alternative Analysis	\$ -	\$ 1,180,000	\$ -	\$ -	\$ -	\$ -	\$ 1,180,000

*Opening balance includes unobligated funds from prior years.

Table 9. FYs 2011-2015 MPO Funds: FTA Grant Expenditures

Grant Program	FY 2011	FY 2012	FY 2013	FY 2014	FY 2015	TOTAL
Total Amount Programmed	\$ 20,666,120	\$ 13,843,220	\$ 15,724,643	\$ 16,873,850	\$ 3,450,000	\$ 70,557,833
5307 Nash-Davidson UZA	\$ 11,676,110	\$ 11,393,162	\$ 13,397,265	\$ 14,474,451	\$ 3,450,000	\$ 54,390,988
5307 Murfreesboro UZA	\$ 4,805,750	\$ 1,681,725	\$ 1,567,378	\$ 1,614,399	\$ -	\$ 9,669,252
5316 Nash-Davidson UZA	\$ 980,000	\$ 455,000	\$ 470,000	\$ 485,000	\$ -	\$ 2,390,000
5317 Nash-Davidson UZA	\$ 650,547	\$ 313,333	\$ 290,000	\$ 300,000	\$ -	\$ 1,553,880
5309 Capital Investments	\$ 1,373,713	\$ -	\$ -	\$ -	\$ -	\$ 1,373,713
5339 Alternative Analysis	\$ 1,180,000	\$ -	\$ -	\$ -	\$ -	\$ 1,180,000

Table 10. FYs 2011-2015 MPO Funds: FTA Unprogrammed Revenues

Grant Program	FY 2011	FY 2012	FY 2013	FY 2014	FY 2015
Remaining Balance*	\$ 1,208,102	\$ 2,233,875	\$ 5,397,567	\$ 7,980,902	\$ 24,571,803
5307 Nash-Davidson UZA	\$ 7,692	\$ 648,846	\$ 3,251,581	\$ 5,257,130	\$ 18,781,530
5307 Murfreesboro UZA	\$ 1,200,410	\$ 1,585,030	\$ 2,145,987	\$ 2,723,773	\$ 4,981,723
5316 Nash-Davidson UZA	\$ -	\$ -	\$ -	\$ -	\$ 499,550
5317 Nash-Davidson UZA	\$ -	\$ -	\$ -	\$ -	\$ 309,000
5309 Capital Investments	\$ -	\$ -	\$ -	\$ -	\$ -
5339 Alternative Analysis	\$ -	\$ -	\$ -	\$ -	\$ -

* Annual cumulative balance.