



STATE OF TENNESSEE  
Department of Transportation  
Division of Multimodal Transportation Resource  
James K. Polk Bldg  
505 Deaderick St Ste 1800  
Nashville, Tennessee 37243-0349

September 28, 2011

Ms. Valencia Williams, Community Planner  
Federal Transit Administration-Region VI  
230 Peachtree St NW-Ste 800  
Atlanta, Georgia 30303

Re: Amendment No. PT 17 to FY 2011 to 2014-Nashville MPO Transportation Improvement Program

Dear Ms. Williams:

The Tennessee Department of Transportation, Division of Multimodal Transportation Resource, is requesting to amend the FY 2011 to 2014 State Transportation Improvement Program, to amend the following projects for the City of Murfreesboro Public Transportation:

Tip Project #	Original Federal Amount	New Federal Amount	Project
2011-45-114	977,676	536,297	Shift Funds to the Project Listed below.
2011-45-112	0	441,379	Funds to be added to FY2011 for Replacement and/or Expansion of Buses

The Nashville MPO has adopted a resolution 2011-007 to amend its FY 2011-2014 Transportation Improvement Program to include these projects. Enclosed for your review is a copy of the MPO Resolution, TIP pages, and Budget sheets.

Based on our review of the attached materials, we believe Nashville MPO has followed appropriate procedures and has met all requirements necessary to permit approval of this amendment and we request your concurrence with this assessment.

If you have any questions, please contact me at 615-741-9389 or [Ronda.Hirst@tn.gov](mailto:Ronda.Hirst@tn.gov)

Sincerely,

Ronda Hirst  
Transportation Planner  
Multimodal Division, TDOT

CC: Sherri Carroll, Director of Multimodal Division, TDOT  
Susan Ralph, Transit Manager, TDOT  
Felix Castrodad, Senior Transportation Planner, Nashville MPO

**Ronda Hirst - RE: STIP Amendments/Adjustments for TN**

---

**From:** <valencia.williams@dot.gov>  
**To:** <Ronda.Hirst@tn.gov>  
**Date:** Friday, October 28, 2011 2:58 PM  
**Subject:** RE: STIP Amendments/Adjustments for TN  
**CC:** <Sherri.Carroll@tn.gov>, <Susan.Ralph@tn.gov>

---

Ronda,

This email serves as FTA approval for the STIP amendments and adjustment listed below.

Amendments 13, 14, 15, 17  
Adjustment 16

*Valencia D. Williams*

Federal Transit Administration, Region IV  
Community Planner  
230 Peachtree, NW, Suite 800  
Atlanta, GA 30303

**Phone:** 404-865-5634  
**Email:** valencia.williams@dot.gov

**From:** Ronda Hirst [mailto:Ronda.Hirst@tn.gov]  
**Sent:** Friday, September 30, 2011 3:50 PM  
**To:** Williams, Valencia (FTA)  
**Cc:** Sherri Carroll; Susan Ralph  
**Subject:** STIP Amendments/Adjustments for TN  
**Importance:** High

Good Afternoon Valencia,  
I have attached 4 Amendments and 1 Adjustment for FTA review. Below is the list of the attachment:

Amendment 13: Knoxville TPO: Adding Apportionment Funds from Congress for FY 2011  
Amendment 14: Knoxville TPO: Allocation of Apportioned Funds into New TIP Projects  
Amendment 15: Knoxville TPO: Recalculation of Apportionment of Funds for 5307 by Congress for FY 2012, 2013, 2014  
Amendment 17: Nashville MPO: Shifting Funds from one TIP to another Existing TIP for Murfreesboro  
Adjustment 16: Kingsport MPO: Adding specific wording to a Project Description



NASHVILLE AREA  
**Metropolitan Planning Organization**

September 22, 2010

Ms. Sherri Carroll  
 Director of Program Operations  
 Multimodal Transportation Resources Division  
 Tennessee Department of Transportation  
 Suite 1800, James K. Polk Bldg.  
 Nashville, Tennessee 37243

**Re : September 2011 FY 2011-15 TIP Amendments for the Nashville Area MPO**

Dear Ms. Carroll:

Enclosed is an amendment package to the Nashville Area MPO's FY 2011-2015 Transportation Improvement Program (TIP). The amendments were adopted by the MPO Executive Board at its September 21, 2011 meeting.

The package contains two City of Murfreesboro Public Transportation (ROVER) projects involving Federal Transit Administration 5307 funds. The following projects are included for your review:

TIP #	Project	Sponsor	Amendment
2011-45-114	5307 Urban Capital Funding for Rover Public - Station/Operations/Admin/Training Facility	City of Murfreesboro	Shift funds to another TIP project
2011-45-112	5307 Urban Capital for Rover Public Transit - Bus Replacement and/ or Expansion	City of Murfreesboro	Add funds; expand scope

Copies of the original and revised TIP pages are included for your reference. The amendments have been made according to the procedures identified in the MPO's federally-approved Public Participation Plan and result in a fiscally constrained TIP.

Please consider this a formal request to amend the STIP. Thank you for your assistance in processing this request. If you have any questions or comments, please contact me or Félix Castrodad at 862-7204.

Best,



Michael Skipper, AICP  
Executive Director

CC w/enclosures: Ms. Teresa Estes, TDOT  
Ms. Angie Midgett, TDOT  
Ms. Ronda Hirst, TDOT  
Mr. Dana Richardson, City of Murfreesboro  
Ms. Nellie Patton, City of Murfreesboro  
Mr. Tom Brashear, Wilson County, MPO TCC Chair  
Mayor Karl Dean, MPO Executive Board Chair

Enclosures

**MPO RESOLUTION 2011-007**

**A RESOLUTION AMENDING THE TRANSPORTATION IMPROVEMENT PROGRAM FOR FEDERAL FISCAL YEARS 2011 THROUGH 2015**

**WHEREAS,** the Nashville Area Metropolitan Planning Organization (MPO) is responsible for the development and adoption of a Transportation Improvement Program (TIP) for the metropolitan planning area in cooperation with the state, local governments, and public transit operators; and

**WHEREAS,** on December 15, 2010, the MPO adopted the TIP for federal fiscal years 2011 through 2015 to advance projects contained within the MPO's 2035 Regional Transportation Plan; and

**WHEREAS,** the TIP consists of a staged multi-year program of federally and regionally significant transportation improvement projects that are financially constrained by year and includes an annual element for Metropolitan Nashville and Davidson County, Rutherford County, Sumner County, Williamson County, Wilson County, and portions of Maury and Robertson counties; and


**WHEREAS,** the MPO's Public Participation Plan allows the public and interested stakeholders a period of no less than 21 days to review proposed amendments to the TIP; and

**WHEREAS,** the following amendments have met all public noticing requirements, are consistent with the 2035 Regional Transportation Plan, and conform to the requirements of Title 23 Code of Federal Regulations Part 450.324;

**NOW, THEREFORE, BE IT RESOLVED** by the Executive Board of the Nashville Area Metropolitan Planning Organization, that the Fiscal Years 2011 through 2015 Transportation Improvement Program is amended as follows.


<b>Amend#</b>	<b>Project Description</b>	<b>Proposed Change</b>
2011-020	IDOT -Smartway Remote Travel Time Assessment for SR-840	Add Project to TIP
2011-021	IDOT - I-65/ SR-109 Proposed/ SR-41	Add funds
2011-022	IDOT/Brentwood - SR-6/ US-31/ Franklin Rd Widening	Add funds
2011-023	IDOT - SR-253	Add funds
2011-024	IDOT - I-40	Add Project to TIP
2011-025	Brentwood - Concord Road (SR-253)	Add funds; revise FY; program CONST
2011-026	Fairview - 3R Improvements Grouping	Add Project to TIP
2011-027	Metro Nashville - Warner Parks Trail Linkage Improvements	Add Project to TIP
2011-028	Metro Nashville - Harding Pl Sidewalk Improvements	Add funds; revise termini
2011-029	Murfreesboro Rover - 5307 Urban Capital Funding Station/Operations/Admin/ Training Facility	Shift funds
2011-030	Murfreesboro Rover - 5307 Urban Capital Bus Replacement and/or Expansion	Add funds; expand scope

Adopted this 21<sup>st</sup> day of September, 2011 by the Executive Board of the Nashville Area Metropolitan Planning Organization.



The Honorable Mayor Karl Dean  
Chairman, MPO Executive Board

Attest:



Michael Skipper  
Secretary, MPO Executive Board

MPO RESOLUTION 2010-008

**A RESOLUTION ADOPTING THE 2035 REGIONAL TRANSPORTATION PLAN**

WHEREAS, the Nashville Area Metropolitan Planning Organization (MPO) is responsible for carrying out a comprehensive, cooperative, and continuing transportation planning process throughout Davidson, Rutherford, Sumner, Williamson, Wilson and portions of Maury and Robertson counties; and

WHEREAS, the Safe, Accountable, Flexible, Efficient, Transportation Equity Act - A Legacy for Users (SAFETEA-LU), passed by the United States Congress and signed into law by the President in 2005, requires that each MPO adopt a long range transportation plan to help guide federal investments in transportation infrastructure; and

WHEREAS, various federal, state, regional, and local agencies and organizations concerned with transportation planning for the MPO area have cooperatively developed the 2035 Regional Transportation Plan to satisfy federal planning requirements of SAFETEA-LU; and

WHEREAS, the MPO has followed the prescribed guidance for the development of the long range transportation plan, as found in the Final Rule for Metropolitan Planning in the Federal Register, February 14, 2007 under section 450.322, in the preparation of the 2035 Regional Transportation Plan; and


WHEREAS, the MPO has involved the public and interested stakeholders in an open and transparent process as detailed by the MPO's Public Participation Plan which includes a public review and comment period of no less than 30 days, at least one public workshop in each of the counties of the MPO, and two formal public hearings; and

WHEREAS, the 2035 Regional Transportation Plan is consistent with state and local transportation plans and programs and has been determined to be in conformity with the Clean Air Act Amendments of 1990;

**NOW, THEREFORE, BE IT RESOLVED** by the Executive Board of the Nashville Area MPO, that 2035 Regional Transportation Plan is adopted in order to ensure the continued livability, sustainability, prosperity, and diversity of Middle Tennessee by serving as the basis for future transportation planning and programming decisions for the region.

Adopted this 15<sup>th</sup> day of December, 2010 by the Executive Board of the Nashville Area Metropolitan Planning Organization.

  
The Honorable Mayor Karl F. Dean  
Chairman, MPO Executive Board

Attest:  
  
Michael Skipper, AICP  
Secretary, MPO Executive Board

MPO RESOLUTION 2010-009

A RESOLUTION ADOPTING THE TRANSPORTATION IMPROVEMENT PROGRAM  
FOR FEDERAL FISCAL YEARS 2011 THROUGH 2015

WHEREAS, the Nashville Area Metropolitan Planning Organization (MPO) is responsible for carrying out a comprehensive, cooperative, and continuing transportation planning process throughout Davidson, Rutherford, Sumner, Williamson, Wilson and portions of Maury and Robertson counties; and

WHEREAS, the Safe, Accountable, Flexible, Efficient, Transportation Equity Act - A Legacy for Users (SAFETEA-LU), passed by the United States Congress and signed into law by the President in 2005, requires that each MPO adopt a short-range work program that consists of federally funded and/or regionally significant transportation improvement projects within the metropolitan area; and

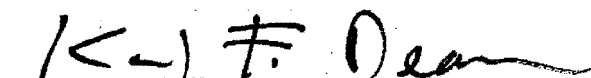
WHEREAS, various federal, state, regional, and local agencies and organizations concerned with transportation planning for the MPO area have cooperatively developed the Transportation Improvement Program (TIP) for Federal Fiscal Years 2011 through 2015 to satisfy federal planning requirements of SAFETEA-LU; and

WHEREAS, the TIP is comprised of projects that are derived from the MPO's adopted 2035 Regional Transportation Plan, is consistent with local and state transportation plans, and has met the requirements of Title 23 Code of Federal Regulations Part 450.324; and


WHEREAS, the MPO has involved the public and interested stakeholders in an open and transparent process as detailed by the MPO's Public Participation Plan which includes a public review and comment period of no less than 21 days and two formal public hearings;

NOW, THEREFORE, BE IT RESOLVED by the Executive Board of the Nashville Area MPO, that Transportation Improvement Program for Federal Fiscal Years 2011 through 2015 is adopted in order to ensure the continued livability, sustainability, prosperity, and diversity of Middle Tennessee by implementing the short-range component of the 2035 Regional Transportation Plan.

Adopted this 15<sup>th</sup> day of December, 2010 by the Executive Board of the Nashville Area Metropolitan Planning Organization.

  
The Honorable Mayor Karl F. Dean  
Chairman, MPO Executive Board

Attest:

  
Michael Skipper, ACP  
Secretary, MPO Executive Board





U.S. Department  
of Transportation  
**Federal Highway  
Administration**

Tennessee Division

January 7, 2011

404 BNA Drive, Suite 508  
Nashville, Tennessee 37217  
Phone (615) 781-5770  
Fax (615) 781-5773  
[www.fhwa.dot.gov](http://www.fhwa.dot.gov)

Mr. Paul Degges  
Chief Engineer  
Tennessee Department of Transportation  
James K. Polk Building, Suite 700  
Nashville, TN 37243-0349

In Reply Refer To:  
HPP-TN

Subject: 2011-2014 Nashville and Jackson TIPs

Dear Mr. Degges:

The Federal Highway Administration (FHWA) and Federal Transit Administration (FTA) have reviewed the Statewide Transportation Improvement Program (STIP) Amendment for Fiscal Years 2011-2014. The 23 CFR 450.220 requires FHWA and FTA approval of the STIP at least every four years. This amendment includes Transportation Improvement Programs without modification for the Nashville and Jackson Metropolitan Planning Organizations.

The Tennessee Department of Transportation has provided appropriate public involvement for the STIP amendment, and has documented appropriate fiscal constraint.

The FHWA and FTA approve the FY 2011-2014 STIP, as amended, based on the requirements of the 23 CFR 450. If you have any questions regarding this approval, please contact Britta Stein at (615) 781-5792, or Elizabeth Martin of FTA at (404) 865-5612.

Sincerely,

Pamela M. Kordenbrock  
Division Administrator

cc: Mr. Joe Carpenter, Chief Environment & Planning Bureau, TDOT  
Ms. Jeanne Stevens, Director, Long Range Planning, TDOT  
Mr. Jim Moore, Director, Program Development, TDOT  
Ms. Deborah Fleming, MPO Program Coordinator, TDOT  
Ms. Angela Midgett, MPO Program Coordinator, TDOT  
Mr. Keith Donaldson, MPO Coordinator, MPO  
Mr. Michael Skipper, MPO Coordinator, Nashville MPO  
Ms. Elizabeth Martin, Community Planner, FTA Region 4  
Ms. Valencia Williams, Community Planner, FTA Region 4  
Ms. Jamie Pfister, Planning & Program Director, FTA Region 4



**DRAFT****Nashville Area Metropolitan Planning Organization****FY 2011-2015 TIP Amendments – September 2011****TIP Amendment # 2011-029**

**TIP #:** 2011-45-114  
**2035 RTP ID:** 1045-338  
**Project:** 5307 Urban Capital Funding for Rover Public - Station/Operations/Admin/Training Facility  
**Requested By:** City of Murfreesboro - Rover  
**Phase:** Construction  
**Fiscal Year(s):** 2011  
**Proposed Changes:** Shift Funds  
**Total Project Cost:** \$1,145,371

**FROM: \$ 1,697,095**

<i><b>FY</b></i>	<i><b>Type of Work</b></i>	<i><b>Funding</b></i>	<i><b>Total</b></i>	<i><b>Federal</b></i>	<i><b>State</b></i>	<i><b>Local</b></i>
2011	CONST	5307	1,222,095	977,676	122,210	122,210
2011	CAPITALIZATION	5307	275,000	220,000	27,500	27,500
2012	CAPITALIZATION	5307	200,000	160,000	20,000	20,000
<b>Total</b>			<b>1,697,095</b>	<b>1,357,676</b>	<b>169,710</b>	<b>169,710</b>

**TO: \$1,145,371**

<i><b>FY</b></i>	<i><b>Type of Work</b></i>	<i><b>Funding</b></i>	<i><b>Total</b></i>	<i><b>Federal</b></i>	<i><b>State</b></i>	<i><b>Local</b></i>
2011	CONST	5307	<b>670,371</b>	<b>536,297</b>	<b>67,037</b>	<b>67,037</b>
2011	CAPITALIZATION	5307	275,000	220,000	27,500	27,500
2012	CAPITALIZATION	5307	200,000	160,000	20,000	20,000
<b>Total</b>			<b>1,145,371</b>	<b>916,297</b>	<b>114,537</b>	<b>114,537</b>

**Description:** Construct new or renovate and rehabilitate existing facility for Multipurpose Transit Facility. Capitalized maintenance for Fixed Route Service.

**Background:** This is an existing project in the FY 2011-15 TIP. \$441,379 (federal) in FTA 5307 funds are being shifted to TIP project 2011-45-112 - 5307 Urban Capital for Rover Public Transit - Bus Replacement for the purchase of buses.



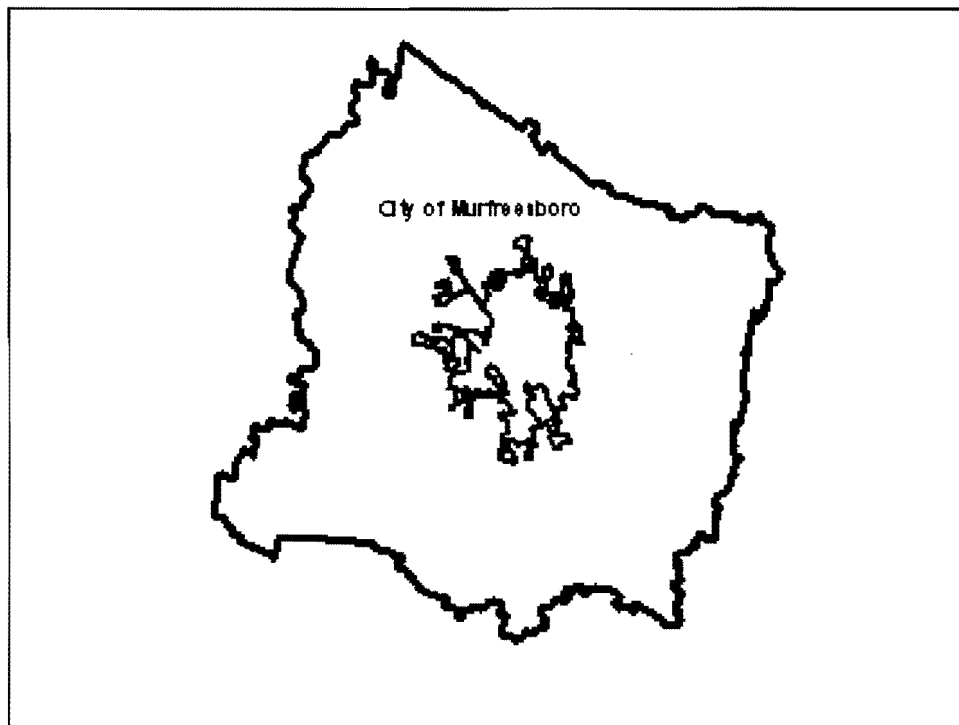
ORIGINAL

## Nashville Area MPO Fiscal Years 2011-2015 Transportation Improvement Program

<b>TIP #</b> 2011-45-114	<b>TDOT PIN #</b> <input type="text"/>	<b>Improvement Type</b> Transit Capital	<b>Lead Agency</b> Murfreesboro Public T
<b>County</b> Rutherford	<b>Length</b> 0.0 mi	<b>RTP#</b> 1045-338	<b>Conformity Status</b> Exempt
<b>Route/Project Name</b> 5307 Urban capital Funding for Rover Public - Station/Operations/Admin/Trainin		<b>Total Project Cost</b> \$1,697,095	
<b>Termini or Intersection</b> City of Murfreesboro			
<b>Project Description</b> Construct new or renovate and rehabilitate existing facility for Multipurpose Transit Facility. Capitalized maintenance for Fixed Route Service.			

Fiscal Year	Type of Work	Funding Type	Total Funds	Fed Funds	State Funds	Local Funds
2011	CONST	5307	\$1,222,095	\$977,676	\$122,210	\$122,210
2011	CAPITALIZATION	5307	\$275,000	\$220,000	\$27,500	\$27,500
2012	CAPITALIZATION	5307	\$200,000	\$160,000	\$20,000	\$20,000

		<b>Remarks</b>	2011 5307 (2008) - \$661,379 federal 2011 5307 (2009) - \$696,297 federal 2012 5307 (2009)
<b>Amendment 1 #</b> <input type="text"/>	<b>Admin Modification 1#</b> 2011-001		
<b>Amended on</b> <input type="text"/>	<b>Modified on</b> 3/9/2011		
<b>Amendment 2 #</b> <input type="text"/>	<b>Admin Modification 2#</b> 2011-019		
<b>Amended on</b> <input type="text"/>	<b>Modified on</b> 7/13/2011		



This map is for illustrative purposes only. Drawings depict conceptual project corridors and areas, not approved alignments.



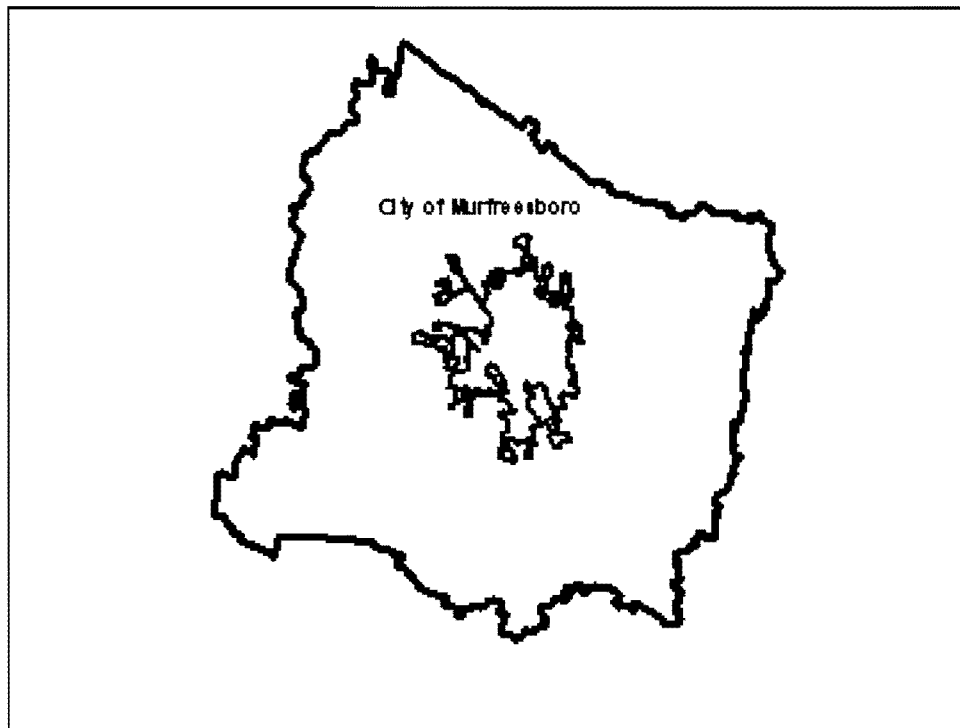
REVISED

## Nashville Area MPO Fiscal Years 2011-2015 Transportation Improvement Program

<b>TIP #</b>	2011-45-114	<b>TDOT PIN #</b>		<b>Improvement Type</b>	Transit Capital	<b>Lead Agency</b>	Murfreesboro Public T
<b>County</b>	Rutherford	<b>Length</b>	0.0 mi	<b>RTP#</b>	1045-338	<b>Conformity Status</b>	Exempt
<b>Route/Project Name</b>	5307 Urban capital Funding for Rover Public - Station/Operations/Admin/Trainin					<b>Total Project Cost</b>	\$1,145,371
<b>Termini or Intersection</b>	City of Murfreesboro						
<b>Project Description</b>	Construct new or renovate and rehabilitate existing facility for Multipurpose Transit Facility. Capitalized maintenance for Fixed Route Service.						

Fiscal Year	Type of Work	Funding Type	Total Funds	Fed Funds	State Funds	Local Funds
2011	CONST	5307	\$670,371	\$536,297	\$67,037	\$67,037
2011	CAPITALIZATION	5307	\$275,000	\$220,000	\$27,500	\$27,500
2012	CAPITALIZATION	5307	\$200,000	\$160,000	\$20,000	\$20,000

		<b>Remarks</b>		2011 5307 (2008) - \$661,379 federal
<b>Amendment 1 #</b>	2011-029	<b>Admin Modification 1#</b>	2011-001	2011 5307 (2009) - \$696,297 federal
<b>Amended on</b>	9/21/2011	<b>Modified on</b>	3/9/2011	2012 5307 (2009)
<b>Amendment 2 #</b>		<b>Admin Modification 2#</b>	2011-019	
<b>Amended on</b>		<b>Modified on</b>	7/13/2011	



This map is for illustrative purposes only. Drawings depict conceptual project corridors and areas, not approved alignments.

**DRAFT****Nashville Area Metropolitan Planning Organization****FY 2011-2015 TIP Amendments – September 2011****TIP Amendment # 2011-030**

**TIP #:** 2011-45-112  
**2035 RTP ID:** 1045-336  
**Project:** **5307 Urban Capital for Rover Public Transit - Bus Replacement and/ or Expansion.**  
**Requested By:** City of Murfreesboro - Rover  
**Phase:** Implementation  
**Fiscal Year(s):** 2011  
**Proposed Changes:** Add Funds; expand scope  
**Total Project Cost:** \$1,502,802

**FROM: \$ 951,078**

<i>FY</i>	<i>Type of Work</i>	<i>Funding</i>	<i>Total</i>	<i>Federal</i>	<i>State</i>	<i>Local</i>
2012	IMPLEMENTATION	5307	951,078	760,863	95,108	95,108
<b>Total</b>			<b>951,078</b>	<b>760,863</b>	<b>95,108</b>	<b>95,108</b>

**TO: \$1,502,802**

<i>FY</i>	<i>Type of Work</i>	<i>Funding</i>	<i>Total</i>	<i>Federal</i>	<i>State</i>	<i>Local</i>
2011	IMPLEMENTATION	5307	551,724	441,379	55,172	55,172
2012	IMPLEMENTATION	5307	951,078	760,863	95,108	95,108
<b>Total</b>			<b>1,502,802</b>	<b>1,202,242</b>	<b>150,280</b>	<b>150,280</b>

**Description:** Acquire equipment and services to enhance the fixed route Rover public transit system. **Replacement and/ or expansion of buses.**

**Background:** This is an existing project in the FY 2011-15 TIP. \$441,379 (federal) in FTA 5307 funds are being added to this project from TIP project 2011-45-114 -5307 *Urban capital Funding for Rover Public - Station/Operations/Admin/Training Facility.*



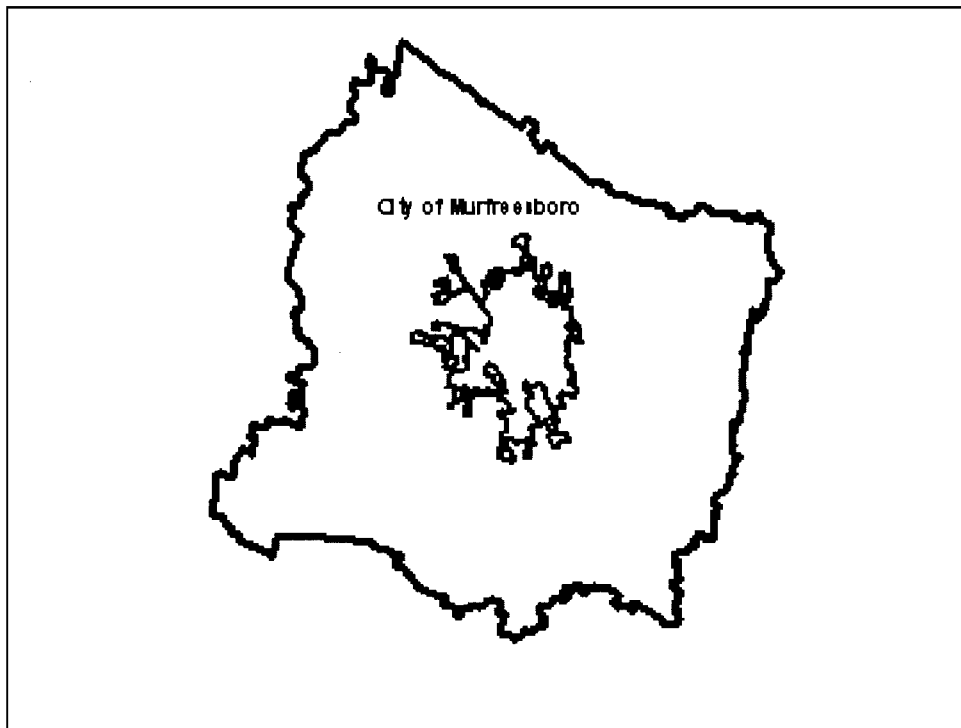
ORIGINAL

**Nashville Area MPO  
Fiscal Years 2011-2015  
Transportation Improvement Program**


<b>TIP #</b>	2011-45-112	<b>TDOT PIN #</b>		<b>Improvement Type</b>	Transit Capital	<b>Lead Agency</b>	Murfreesboro Public T
<b>County</b>	Rutherford	<b>Length</b>	0.0 mi	<b>RTP#</b>	1045-336	<b>Conformity Status</b>	Exempt
<b>Route/Project Name</b>	5307 Urban Capital for Rover Public Transit - Bus Replacement					<b>Total Project Cost</b>	\$951,078
<b>Termini or Intersection</b>	City of Murfreesboro						
<b>Project Description</b>	Acquire equipment and services to enhance the fixed route Rover public transit system						

Fiscal Year	Type of Work	Funding Type	Total Funds	Fed Funds	State Funds	Local Funds
2012	IMPLEMENTATION	5307	\$951,078	\$760,863	\$95,108	\$95,108

			<b>Remarks</b>	2012 5307 (2012) - \$760,000
<b>Amendment 1 #</b>		<b>Admin Modification 1#</b>		
<b>Amended on</b>		<b>Modified on</b>		
<b>Amendment 2 #</b>		<b>Admin Modification 2#</b>		
<b>Amended on</b>		<b>Modified on</b>		



This map is for illustrative purposes only. Drawings depict conceptual project corridors and areas, not approved alignments.



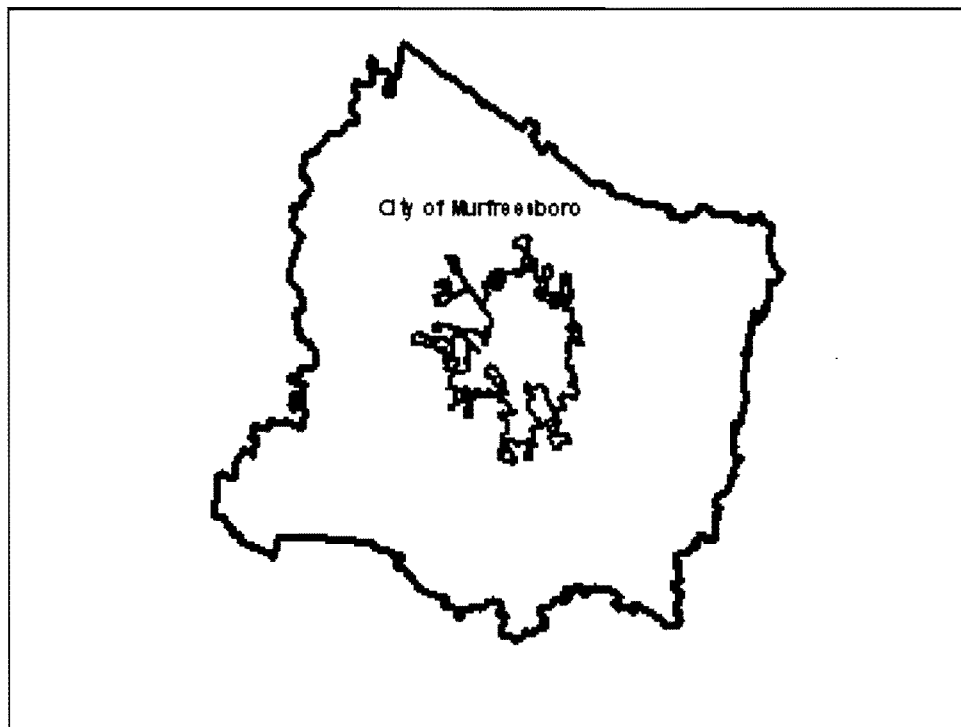
REVISED

## Nashville Area MPO Fiscal Years 2011-2015 Transportation Improvement Program

<b>TIP #</b> 2011-45-112	<b>TDOT PIN #</b> <input type="text"/>	<b>Improvement Type</b> Transit Capital	<b>Lead Agency</b> Murfreesboro Public T
<b>County</b> Rutherford	<b>Length</b> 0.0 mi	<b>RTP#</b> 1045-336	<b>Conformity Status</b> Exempt
<b>Route/Project Name</b> 5307 Urban Capital for Rover Public Transit - Bus Replacement and/or expansion		<b>Total Project Cost</b> \$1,502,802	
<b>Termini or Intersection</b> City of Murfreesboro			
<b>Project Description</b> Acquire equipment and services to enhance the fixed route Rover public transit system. Replacement and/or expansion of buses.			

Fiscal Year	Type of Work	Funding Type	Total Funds	Fed Funds	State Funds	Local Funds
2011	IMPLEMENTATION	5307	\$551,724	\$441,379	\$55,172	\$55,172
2012	IMPLEMENTATION	5307	\$951,078	\$760,863	\$95,108	\$95,108
<input type="text"/>	<input type="text"/>	<input type="text"/>	<input type="text"/>	<input type="text"/>	<input type="text"/>	<input type="text"/>
<input type="text"/>	<input type="text"/>	<input type="text"/>	<input type="text"/>	<input type="text"/>	<input type="text"/>	<input type="text"/>

		<b>Remarks</b>	2012 5307 (2012) - \$760,000
<b>Amendment 1 #</b> 2011-030	<b>Admin Modification 1#</b> <input type="text"/>		
<b>Amended on</b> 9/21/2011	<b>Modified on</b> <input type="text"/>		
<b>Amendment 2 #</b> <input type="text"/>	<b>Admin Modification 2#</b> <input type="text"/>		
<b>Amended on</b> <input type="text"/>	<b>Modified on</b> <input type="text"/>		



This map is for illustrative purposes only. Drawings depict conceptual project corridors and areas, not approved alignments.

**Nashville Area MPO  
Transportation Improvement Program  
FYs 2011 through 2015**

**Funding Tables, Before September 21, 2011 Amendments**

**Table 3. FYs 2011-2015 TDOT Program Funds**

Grant Program	FY 2011	FY 2012	FY 2013	FY 2014	FY 2015	TOTAL
<b>Total Amount Programmed*</b>	<b>\$ 520,347,168</b>	<b>\$ 732,220</b>	<b>\$ 5,416,430</b>	<b>\$ 2,233,870</b>	<b>\$ 431,250</b>	<b>\$ 529,347,168</b>
BRR-L (Bridge Replacement & Rehabilitation - Local)	\$ 408,000	\$ 408,000	\$ 408,000	\$ 408,000	\$ -	\$ 1,632,000
BRR-S (Bridge Replacement & Rehabilitation - State)	\$ 23,467,099	\$ 3,240,000	\$ 3,240,000	\$ 3,240,000	\$ -	\$ 33,187,099
CMAQ (Congestion Mitigation Air Quality)	\$ 11,293,043	\$ 3,606,825	\$ 4,013,300	\$ 1,615,000	\$ -	\$ 20,528,168
DEMO (Section 115 Demonstration Program)	\$ 354,172	\$ -	\$ -	\$ -	\$ -	\$ 354,172
ENH (Enhancement Grants)	\$ 5,247,113	\$ 2,000,000	\$ 3,000,526	\$ 2,000,000	\$ -	\$ 12,247,639
HPP (High Priority Projects)	\$ 25,068,062	\$ 1,280,430	\$ 5,030,166	\$ 844,800	\$ -	\$ 32,223,458
HSIP (Highway Safety Improvement Program)	\$ 7,740,000	\$ 1,800,000	\$ 1,800,000	\$ 1,800,000	\$ -	\$ 13,140,000
H-STP (STP Set Aside for Hazard Elimination)	\$ 100,000	\$ -	\$ -	\$ -	\$ -	\$ 100,000
IM (Interstate Maintenance)	\$ 104,310,900	\$ 31,548,001	\$ 47,392,501	\$ 1,597,500	\$ -	\$ 184,848,902
ITS (Intelligent Transportation Systems)	\$ 1,891,073	\$ -	\$ -	\$ -	\$ -	\$ 1,891,073
NHS (National Highway System)	\$ 1,760,000	\$ 800,000	\$ 4,200,000	\$ 2,024,000	\$ -	\$ 8,784,000
NSBP (National Scenic Byways Program)	\$ 276,644	\$ -	\$ -	\$ -	\$ -	\$ 276,644
PLHD (Public Lands Highways)	\$ 4,023,107	\$ -	\$ -	\$ -	\$ -	\$ 4,023,107
SRTS (Safe Routes to School)	\$ 850,000	\$ 850,000	\$ 850,000	\$ 850,000	\$ -	\$ 3,400,000
STP (State Surface Transportation Program)	\$ 69,321,742	\$ 4,513,168	\$ 3,200,480	\$ 3,428,480	\$ -	\$ 80,463,870
STP-S (STP Set Aside for Safety Improvements)	\$ -	\$ -	\$ 266,400	\$ -	\$ -	\$ 266,400
State Funds (includes matching funds)	\$ 82,674,432	\$ 29,233,625	\$ 14,615,065	\$ 5,026,199	\$ 431,250	\$ 131,980,571

\*Funds are programmed only if corresponding revenue is anticipated by TDOT.



**Table 4. FYs 2011-2015 MPO Funds: FHWA Grant Revenues**

Grant Program	Opening Balance*	FY 2011 Allocation	FY 2012 Allocation	FY 2013 Allocation	FY 2014 Allocation	FY 2015 Allocation	Total Revenue
<b>Total Revenue</b>	<b>\$ 77,033,944</b>	<b>\$ 17,725,000</b>	<b>\$ 17,725,000</b>	<b>\$ 17,725,000</b>	<b>\$ 17,725,000</b>	<b>\$ 17,725,000</b>	<b>\$ 77,033,944</b>
STP Nash-Davidson UZA	\$ 63,059,849	\$ 14,972,607	\$ 15,421,785	\$ 15,884,439	\$ 16,360,972	\$ 16,851,801	\$ 142,551,453
STP Murfreesboro UZA	\$ 10,302,617	\$ 2,310,829	\$ 2,380,154	\$ 2,451,558	\$ 2,525,105	\$ 2,600,858	\$ 22,571,122
STP Lebanon**	\$ 1,389,339	\$ 164,718	\$ -	\$ -	\$ 347,335	\$ 357,755	\$ 2,259,147
STP Spring Hill**	\$ 1,313,746	\$ -	\$ -	\$ -	\$ 328,437	\$ 338,290	\$ 1,980,472
STP Fairview**	\$ 486,114	\$ -	\$ -	\$ -	\$ 121,529	\$ 125,174	\$ 732,817
STP Portland**	\$ 612,637	\$ -	\$ -	\$ -	\$ 153,159	\$ 157,754	\$ 923,550
STP White House**	\$ 602,612	\$ -	\$ -	\$ -	\$ 150,653	\$ 155,173	\$ 908,438

\*Opening balance includes unobligated funds from prior years. \*\*Local Urban Area STP for communities 5,000 to 50,000 in population is allocated by TDOT in four-year cycles.

**Table 5. FYs 2011-2015 MPO Funds: FHWA Grant Expenditures**

Grant Program	FY 2011	FY 2012	FY 2013	FY 2014	FY 2015	TOTAL
<b>Total Amount Programmed</b>	<b>\$ 75,561,515</b>	<b>\$ 3,319,574</b>	<b>\$ 660,000</b>	<b>\$ 500,000</b>	<b>\$ 1,500,000</b>	<b>\$ 81,541,089</b>
STP Nash-Davidson UZA	\$ 75,561,515	\$ 3,319,574	\$ 660,000	\$ 500,000	\$ 1,500,000	\$ 81,541,089
STP Murfreesboro UZA	\$ 7,009,920	\$ 3,268,000	\$ 6,338,400	\$ 2,720,000	\$ -	\$ 19,336,320
STP Lebanon	\$ 307,700	\$ 916,921	\$ -	\$ 656,000	\$ -	\$ 1,880,621
STP Spring Hill	\$ 1,135,966	\$ -	\$ -	\$ -	\$ -	\$ 1,135,966
STP Fairview	\$ -	\$ -	\$ -	\$ -	\$ -	\$ -
STP Portland	\$ 545,110	\$ -	\$ -	\$ -	\$ -	\$ 545,110
STP White House	\$ 571,212	\$ -	\$ -	\$ -	\$ -	\$ 571,212

**Table 6. FYs 2011-2015 MPO Funds: FHWA Unprogrammed Revenues**

<b>Grant Program</b>	<b>FY 2011</b>	<b>FY 2012</b>	<b>FY 2013</b>	<b>FY 2014</b>	<b>FY 2015</b>
<b>Remaining Balance*</b>	\$ 61,010,364	\$ 14,573,152	\$ 29,797,591	\$ 45,658,563	\$ 61,010,364
STP Nash-Davidson UZA	\$ 2,470,941	\$ 14,573,152	\$ 29,797,591	\$ 45,658,563	\$ 61,010,364
STP Murfreesboro UZA	\$ 5,603,526	\$ 4,715,680	\$ 828,838	\$ 633,943	\$ 3,234,801
STP Lebanon	\$ 1,246,357	\$ 329,436	\$ 329,436	\$ 20,771	\$ 378,526
STP Spring Hill	\$ 177,780	\$ 177,780	\$ 177,780	\$ 506,217	\$ 844,506
STP Fairview	\$ 486,114	\$ 486,114	\$ 486,114	\$ 607,643	\$ 732,817
STP Portland	\$ 67,527	\$ 67,527	\$ 67,527	\$ 493,310	\$ 651,064
STP White House	\$ 31,400	\$ 31,400	\$ 31,400	\$ 182,053	\$ 337,226

\* Annual cumulative balance.

**Table 7. FYs 2011-2015 MPO Funds: FHWA Construction Reserves & Balances**

<b>Grant Program</b>	<b>FY 2011 to FY 2015</b>
STP Nash-Davidson UZA Unprogrammed Funds	\$ 61,010,364
STP Nash-Davidson UZA Construction Reserve	\$ 60,532,472
<b>STP Nash-Davidson UZA Remaining Balance</b>	<b>\$ 477,892</b>
STP Murfreesboro UZA Unprogrammed Funds	\$ 3,234,801
STP Murfreesboro UZA Construction Reserve	\$ 2,000,000
<b>STP Murfreesboro UZA Remaining Balance</b>	<b>\$ 1,234,801</b>

**Table 8. FYs 2011-2015 MPO Funds: FTA Grant Revenues**

Grant Program	Opening Balance*	FY 2011 Allocation	FY 2012 Allocation	FY 2013 Allocation	FY 2014 Allocation	FY 2015 Allocation	Total Revenue
<b>Total Revenue</b>	<b>\$ 4,000,000</b>	<b>\$ 11,683,802</b>	<b>\$ 12,034,316</b>	<b>\$ 16,000,000</b>	<b>\$ 16,480,000</b>	<b>\$ 16,974,400</b>	<b>\$ 73,172,518</b>
5307 Nash-Davidson UZA	\$ -	\$ 11,683,802	\$ 12,034,316	\$ 16,000,000	\$ 16,480,000	\$ 16,974,400	\$ 73,172,518
5307 Murfreesboro UZA	\$ 4,000,000	\$ 2,006,160	\$ 2,066,345	\$ 2,128,335	\$ 2,192,185	\$ 2,257,951	\$ 14,650,976
5316 Nash-Davidson UZA	\$ 539,887	\$ 440,113	\$ 455,000	\$ 470,000	\$ 485,000	\$ 499,550	\$ 2,889,550
5317 Nash-Davidson UZA	\$ 378,086	\$ 272,461	\$ 313,333	\$ 290,000	\$ 300,000	\$ 309,000	\$ 1,862,880
5309 Capital Investments	\$ 69,413	\$ 1,304,300	\$ -	\$ -	\$ -	\$ -	\$ 1,373,713
5339 Alternative Analysis	\$ -	\$ 1,180,000	\$ -	\$ -	\$ -	\$ -	\$ 1,180,000

\*Opening balance includes unobligated funds from prior years.

**Table 9. FYs 2011-2015 MPO Funds: FTA Grant Expenditures**

Grant Program	FY 2011	FY 2012	FY 2013	FY 2014	FY 2015	TOTAL
<b>Total Amount Programmed</b>	<b>\$ 11,676,110</b>	<b>\$ 11,393,162</b>	<b>\$ 13,397,265</b>	<b>\$ 14,474,451</b>	<b>\$ 3,450,000</b>	<b>\$ 54,390,988</b>
5307 Nash-Davidson UZA	\$ 11,676,110	\$ 11,393,162	\$ 13,397,265	\$ 14,474,451	\$ 3,450,000	\$ 54,390,988
5307 Murfreesboro UZA	\$ 4,805,750	\$ 1,681,725	\$ 1,567,378	\$ 1,614,399	\$ -	\$ 9,669,252
5316 Nash-Davidson UZA	\$ 980,000	\$ 455,000	\$ 470,000	\$ 485,000	\$ -	\$ 2,390,000
5317 Nash-Davidson UZA	\$ 650,547	\$ 313,333	\$ 290,000	\$ 300,000	\$ -	\$ 1,553,880
5309 Capital Investments	\$ 1,373,713	\$ -	\$ -	\$ -	\$ -	\$ 1,373,713
5339 Alternative Analysis	\$ 1,180,000	\$ -	\$ -	\$ -	\$ -	\$ 1,180,000

**Table 10. FYs 2011-2015 MPO Funds: FTA Unprogrammed Revenues**

Grant Program	FY 2011	FY 2012	FY 2013	FY 2014	FY 2015
<b>Remaining Balance*</b>	<b>\$ 1,200,102</b>	<b>\$ 1,221,305</b>	<b>\$ 1,537,500</b>	<b>\$ 7,580,982</b>	<b>\$ 24,571,893</b>
5307 Nash-Davidson UZA	\$ 7,692	\$ 648,846	\$ 3,251,581	\$ 5,257,130	\$ 18,781,530
5307 Murfreesboro UZA	\$ 1,200,410	\$ 1,585,030	\$ 2,145,987	\$ 2,723,773	\$ 4,981,723
5316 Nash-Davidson UZA	\$ -	\$ -	\$ -	\$ -	\$ 499,550
5317 Nash-Davidson UZA	\$ -	\$ -	\$ -	\$ -	\$ 309,000
5309 Capital Investments	\$ -	\$ -	\$ -	\$ -	\$ -
5339 Alternative Analysis	\$ -	\$ -	\$ -	\$ -	\$ -

\* Annual cumulative balance.

Nashville Area MPO  
 Transportation Improvement Program  
 FYs 2011 through 2015

**Funding Tables, After September 21, 2011 Amendments**

Table 3. FYs 2011-2015 TDOT Program Funds

Grant Program	FY 2011	FY 2012	FY 2013	FY 2014	FY 2015	TOTAL
<b>Total Amount Programmed*</b>	<b>\$ 254,192,902</b>	<b>\$ 254,192,902</b>	<b>\$ 254,192,902</b>	<b>\$ 254,192,902</b>	<b>\$ 431,250</b>	<b>\$ 504,192,902</b>
BRR-L (Bridge Replacement & Rehabilitation - Local)	\$ 408,000	\$ 408,000	\$ 408,000	\$ 408,000	\$ -	\$ 1,632,000
BRR-S (Bridge Replacement & Rehabilitation - State)	\$ 23,467,099	\$ 3,240,000	\$ 3,240,000	\$ 3,240,000	\$ -	\$ 33,187,099
CMAQ (Congestion Mitigation Air Quality)	\$ 11,293,043	\$ 3,606,825	\$ 4,013,300	\$ 1,615,000	\$ -	\$ 20,528,168
DEMO (Section 115 Demonstration Program)	\$ 354,172	\$ -	\$ -	\$ -	\$ -	\$ 354,172
ENH (Enhancement Grants)	\$ 6,520,256	\$ 4,841,449	\$ 3,000,526	\$ 2,000,000	\$ -	\$ 16,362,231
HPP (High Priority Projects)	\$ 25,068,062	\$ 1,280,430	\$ 5,030,166	\$ 844,800	\$ -	\$ 32,223,458
HSIP (Highway Safety Improvement Program)	\$ 7,740,000	\$ 1,800,000	\$ 1,800,000	\$ 1,800,000	\$ -	\$ 13,140,000
H-STP (STP Set Aside for Hazard Elimination)	\$ 100,000	\$ -	\$ -	\$ -	\$ -	\$ 100,000
IM (Interstate Maintenance)	\$ 104,310,900	\$ 33,168,001	\$ 47,392,501	\$ 1,597,500	\$ -	\$ 186,468,902
ITS (Intelligent Transportation Systems)	\$ 1,891,073	\$ -	\$ -	\$ -	\$ -	\$ 1,891,073
NHS (National Highway System)	\$ 1,760,000	\$ 1,333,334	\$ 4,200,000	\$ 2,024,000	\$ -	\$ 9,317,34
NSBP (National Scenic Byways Program)	\$ 276,644	\$ -	\$ -	\$ -	\$ -	\$ 276,644
PLHD (Public Lands Highways)	\$ 4,023,107	\$ -	\$ -	\$ -	\$ -	\$ 4,023,107
SRTS (Safe Routes to School)	\$ 850,000	\$ 850,000	\$ 850,000	\$ 850,000	\$ -	\$ 3,400,000
STP (State Surface Transportation Program)	\$ 69,321,742	\$ 18,113,168	\$ 3,200,480	\$ 3,428,480	\$ -	\$ 94,063,870
STP-S (STP Set Aside for Safety Improvements)	\$ -	\$ -	\$ 266,400	\$ -	\$ -	\$ 266,400
State Funds (includes matching funds)	\$ 82,674,432	\$ 34,146,958	\$ 14,615,065	\$ 5,026,199	\$ 431,250	\$ 136,893,904

\*Funds are programmed only if corresponding revenue is anticipated by TDOT.

**Table 4. FYs 2011-2015 MPO Funds: FHWA Grant Revenues**

Grant Program	Opening Balance*	FY 2011 Allocation	FY 2012 Allocation	FY 2013 Allocation	FY 2014 Allocation	FY 2015 Allocation	Total Revenue
<b>Total Revenue</b>	\$ 77,706,314	\$ 17,528,214	\$ 17,528,214	\$ 16,884,439	\$ 16,884,439	\$ 16,884,439	\$ 77,706,314
STP Nash-Davidson UZA	\$ 63,059,849	\$ 14,972,607	\$ 15,421,785	\$ 15,884,439	\$ 16,360,972	\$ 16,851,801	\$ 142,551,453
STP Murfreesboro UZA	\$ 10,302,617	\$ 2,310,829	\$ 2,380,154	\$ 2,451,558	\$ 2,525,105	\$ 2,600,858	\$ 22,571,122
STP Lebanon**	\$ 1,389,339	\$ 164,718	\$ -	\$ -	\$ 347,335	\$ 357,755	\$ 2,259,147
STP Spring Hill**	\$ 1,313,746	\$ -	\$ -	\$ -	\$ 328,437	\$ 338,290	\$ 1,980,472
STP Fairview**	\$ 486,114	\$ -	\$ -	\$ -	\$ 121,529	\$ 125,174	\$ 732,817
STP Portland**	\$ 612,637	\$ -	\$ -	\$ -	\$ 153,159	\$ 157,754	\$ 923,550
STP White House**	\$ 602,612	\$ -	\$ -	\$ -	\$ 150,653	\$ 155,173	\$ 908,438

\*Opening balance includes unobligated funds from prior years. \*\*Local Urban Area STP for communities 5,000 to 50,000 in population is allocated by TDOT in four-year cycles.

**Table 5. FYs 2011-2015 MPO Funds: FHWA Grant Expenditures**

Grant Program	FY 2011	FY 2012	FY 2013	FY 2014	FY 2015	TOTAL
<b>Total Amount Programmed</b>	\$ 84,515,032	\$ 19,304,495	\$ 6,990,400	\$ 3,575,000	\$ 1,500,000	\$ 107,784,927
STP Nash-Davidson UZA	\$ 74,761,515	\$ 6,719,574	\$ 660,000	\$ 500,000	\$ 1,500,000	\$ 84,141,089
STP Murfreesboro UZA	\$ 7,009,920	\$ 3,268,000	\$ 6,338,400	\$ 2,720,000	\$ -	\$ 19,336,320
STP Lebanon	\$ 307,700	\$ 916,921	\$ -	\$ 656,000	\$ -	\$ 1,880,621
STP Spring Hill	\$ 1,135,966	\$ -	\$ -	\$ -	\$ -	\$ 1,135,966
STP Fairview	\$ 184,514	\$ -	\$ -	\$ -	\$ -	\$ 184,514
STP Portland	\$ 545,110	\$ -	\$ -	\$ -	\$ -	\$ 545,110
STP White House	\$ 571,212	\$ -	\$ -	\$ -	\$ -	\$ 571,212

**Table 6. FYs 2011-2015 MPO Funds: FHWA Unprogrammed Revenues**

Grant Program	FY 2011	FY 2012	FY 2013	FY 2014	FY 2015
<b>Remaining Balance*</b>	\$ 10,592,771	\$ 11,973,152	\$ 27,197,591	\$ 43,058,563	\$ 58,410,364
STP Nash-Davidson UZA	\$ 3,270,941	\$ 11,973,152	\$ 27,197,591	\$ 43,058,563	\$ 58,410,364
STP Murfreesboro UZA	\$ 5,603,526	\$ 4,715,680	\$ 828,838	\$ 633,943	\$ 3,234,801
STP Lebanon	\$ 1,246,357	\$ 329,436	\$ 329,436	\$ 20,771	\$ 378,526
STP Spring Hill	\$ 177,780	\$ 177,780	\$ 177,780	\$ 506,217	\$ 844,506
STP Fairview	\$ 301,600	\$ 301,600	\$ 301,600	\$ 423,129	\$ 548,303
STP Portland	\$ 67,527	\$ 67,527	\$ 67,527	\$ 493,310	\$ 651,064
STP White House	\$ 31,400	\$ 31,400	\$ 31,400	\$ 182,053	\$ 337,226

\* Annual cumulative balance.

**Table 7. FYs 2011-2015 MPO Funds: FHWA Construction Reserves & Balances**

Grant Program	FY 2011 to FY 2015
STP Nash-Davidson UZA Unprogrammed Funds	\$ 58,410,364
STP Nash-Davidson UZA Construction Reserve	\$ 57,932,472
<b>STP Nash-Davidson UZA Remaining Balance</b>	<b>\$ 477,892</b>
STP Murfreesboro UZA Unprogrammed Funds	\$ 3,234,801
STP Murfreesboro UZA Construction Reserve	\$ 2,000,000
<b>STP Murfreesboro UZA Remaining Balance</b>	<b>\$ 1,234,801</b>

**Table 8. FYs 2011-2015 MPO Funds: FTA Grant Revenues**

Grant Program	Opening Balance*	FY 2011 Allocation	FY 2012 Allocation	FY 2013 Allocation	FY 2014 Allocation	FY 2015 Allocation	Total Revenue
<b>Total Revenue</b>	<b>\$ 4,57,000</b>	<b>\$ 11,683,802</b>	<b>\$ 12,034,316</b>	<b>\$ 16,000,000</b>	<b>\$ 16,480,000</b>	<b>\$ 16,974,400</b>	<b>\$ 73,172,518</b>
5307 Nash-Davidson UZA	\$ -	\$ 11,683,802	\$ 12,034,316	\$ 16,000,000	\$ 16,480,000	\$ 16,974,400	\$ 73,172,518
5307 Murfreesboro UZA	\$ 4,000,000	\$ 2,006,160	\$ 2,066,345	\$ 2,128,335	\$ 2,192,185	\$ 2,257,951	\$ 14,650,976
5316 Nash-Davidson UZA	\$ 539,887	\$ 440,113	\$ 455,000	\$ 470,000	\$ 485,000	\$ 499,550	\$ 2,889,550
5317 Nash-Davidson UZA	\$ 378,086	\$ 272,461	\$ 313,333	\$ 290,000	\$ 300,000	\$ 309,000	\$ 1,862,880
5309 Capital Investments	\$ 69,413	\$ 1,304,300	\$ -	\$ -	\$ -	\$ -	\$ 1,373,713
5339 Alternative Analysis	\$ -	\$ 1,180,000	\$ -	\$ -	\$ -	\$ -	\$ 1,180,000

\*Opening balance includes unobligated funds from prior years.

**Table 9. FYs 2011-2015 MPO Funds: FTA Grant Expenditures**

Grant Program	FY 2011	FY 2012	FY 2013	FY 2014	FY 2015	TOTAL
<b>Total Amount Programmed</b>	<b>\$ 24,000,000</b>	<b>\$ 13,000,000</b>	<b>\$ 13,744,000</b>	<b>\$ 14,474,451</b>	<b>\$ 3,450,000</b>	<b>\$ 70,557,333</b>
5307 Nash-Davidson UZA	\$ 11,676,110	\$ 11,393,162	\$ 13,397,265	\$ 14,474,451	\$ 3,450,000	\$ 54,390,988
5307 Murfreesboro UZA	\$ 4,805,750	\$ 1,681,725	\$ 1,567,378	\$ 1,614,399	\$ -	\$ 9,669,252
5316 Nash-Davidson UZA	\$ 980,000	\$ 455,000	\$ 470,000	\$ 485,000	\$ -	\$ 2,390,000
5317 Nash-Davidson UZA	\$ 650,547	\$ 313,333	\$ 290,000	\$ 300,000	\$ -	\$ 1,553,880
5309 Capital Investments	\$ 1,373,713	\$ -	\$ -	\$ -	\$ -	\$ 1,373,713
5339 Alternative Analysis	\$ 1,180,000	\$ -	\$ -	\$ -	\$ -	\$ 1,180,000

**Table 10. FYs 2011-2015 MPO Funds: FTA Unprogrammed Revenues**

Grant Program	FY 2011	FY 2012	FY 2013	FY 2014	FY 2015
<b>Remaining Balance*</b>	<b>\$ 1,200,410</b>	<b>\$ 1,585,030</b>	<b>\$ 2,145,987</b>	<b>\$ 2,723,773</b>	<b>\$ 4,981,723</b>
5307 Nash-Davidson UZA	\$ 7,692	\$ 648,846	\$ 3,251,581	\$ 5,257,130	\$ 18,781,530
5307 Murfreesboro UZA	\$ 1,200,410	\$ 1,585,030	\$ 2,145,987	\$ 2,723,773	\$ 4,981,723
5316 Nash-Davidson UZA	\$ -	\$ -	\$ -	\$ -	\$ 499,550
5317 Nash-Davidson UZA	\$ -	\$ -	\$ -	\$ -	\$ 309,000
5309 Capital Investments	\$ -	\$ -	\$ -	\$ -	\$ -
5339 Alternative Analysis	\$ -	\$ -	\$ -	\$ -	\$ -

\* Annual cumulative balance.