



**STATE OF TENNESSEE
DEPARTMENT OF TRANSPORTATION**

Local Programs Development Office
Suite 600, James K. Polk Building
Nashville, Tennessee 37243-0341
Voice: 615-741-5314 FAX: 615-741-9673
Find Information for Local Governments at <http://www.tdot.state.tn.us/local/>
Email: teresa.estes@tn.gov

September 27, 2011

Ms. Britta Stein
FHWA TN Division
404 BNA Drive, Suite 508
Nashville, Tennessee 37217

Re: FY 2008-11 TIP Amendments for Nashville Area MPO

Dear Ms. Stein:

We are requesting approval of the attached Amendment 76 to the Tennessee State's Transportation Improvement Program. I have attached an amendment package which includes amendment numbers 2011-025 – 2011-028 to the Nashville TIP.

The following information is included:

1. A checklist indicating that all requirements for amendments were met. This checklist is based on submitted assurances from the Nashville Metropolitan Transportation Organization. TDOT Local Programs office is in concurrence with the amendments to the STIP.
2. A letter from the MPO listing the amendments being made. The letter states that the changes leave the plan financially constrained. We have independently verified these figures and agree with this statement.
3. A resolution, properly signed by the TIP Chairman of the MPO Executive Board and the MPO director.
4. A Transportation Conformity Checklist.
5. Individual project sheets for each project. In the case of amended or adjusted projects, there are two sheets. One is labeled "original" and shows the project funding prior to the amendment/adjustment. The other is labeled "revised" and shows the project funding following the amendment/adjustment.
6. A conformity determination for the Nashville Long Range Transportation Plan.

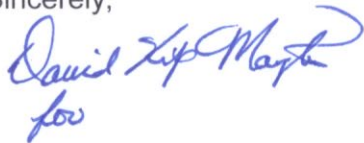
7. Two sets of financial summary sheets. One shows the funds disposition prior to the amendments. The second sheet shows the funds disposition after the changes to the TIP.
8. A spreadsheet showing the individual projects and each of the fund groups where there is a change.

The Nashville MPO has provided documentation that the public involvement process was followed and this amendment leaves the TIP financially constrained.

Based on a review of the attached material, we believe that the MPO has followed appropriate procedures and met all requirements necessary to permit approval of this amendment and request your concurrence with this assessment.

I trust this information is sufficient to allow approval of the presented amendments. If we need to provide any additional information please contact Larry McGoogin at 615-532-3160 or Larry.McGoogin@tn.gov.

Sincerely,



David Lipman
for

Teresa Estes
Transportation Coordinator

TE/lrm

cc: Michael Skipper, Nashville Area MPO
Felix Castrodad, Nashville Area MPO
File

bl/cc:

Paul Degges
Chris Christianson
Jim Moore
Angie Midgett, w/attachment
Rick Pack w/attachment
Ronnie Porter, w/attachment
Ben Tyree, w/attachment
File, w/attachment
Book, w/attachment

Statewide Transportation Improvement Program Amendment Review Checklist

Rural STIP Amendment
 MPO STIP Amendment

Metropolitan Planning Organization: Nashville Area MPO, STIP #76
 Or
 Rural County(s): _____

Amendment is adding un-programmed Federal Funds?
 Yes – proceed with checklist
 No

Amendment is adding a new project?
 Yes – proceed with checklist
 No

Amendment changes an existing project scope?
 Yes – proceed with checklist
 No

Amendment adds an amount of programmed funds to an existing project that is greater than 30% of the total project cost?
 Yes – proceed with checklist
 No

Air Quality
 Air Quality Status:
 Attainment
 Non-Attainment/Maintenance

Non-Attainment/Maintenance: Conformity Determination Documentation Provided?
 Yes
 No – Return for Documentation

Amendment is consistent with approved conformity horizon year?
 Yes
 No – Return for Conformity Approval

MPO - Long Range Transportation Plan (LRTP)

Project is consistent with or included in adopted MPO's LRTP?
 Yes*
 No – Return for LRTP Amendment

*Nashville projects with an "x" are not eligible for inclusion in the TIP.

Public Involvement

Amendment meets adopted public involvement plan?

Yes

No – Return for Public Involvement

Amendment Process

Amendment meets the adopted amendment process – for MPOs, the Board resolution is provided?

Yes

No – Return for Process Completion

Rural Counties: RPO Review/Consultation Process

Amendment includes documentation of RPO review/consultation?

MIA

Yes

No – Return for RPO Consultation

Fiscal Constraint

Amendment includes documentation of fiscal constraint demonstrating available funds vs. programmed funds?

Yes

No – Return for Documentation

Amendment includes copies of both the original and adjusted project sheets?

Yes

No – Return for Documentation

Project Sheet

Each project included in the amendment must include the following:

Project Sponsor

Source of Fund

(HPP must also include HPP number)

Project number

Amount of Federal Funds by year

Project description/scope

Amount of matching funds by year

Project termini

Project phase by year

Total Project Cost



NASHVILLE AREA

Metropolitan Planning Organization

September 22, 2011

Ms. Teresa Estes
 Local Programs Development Office
 Tennessee Department of Transportation
 Suite 600, James K. Polk Bldg.
 Nashville, Tennessee 37243

Re : September 2011 FY 2011-15 TIP Amendments for the Nashville Area MPO

Dear Ms. Estes:

Enclosed is an amendment package to the Nashville Area MPO's FY 2011-2015 Transportation Improvement Program (TIP). The amendments were adopted by the MPO Executive Board at its September 21, 2011 meeting.

The package contains several project amendments involving U-STP, L-STP and ENH funds. The following projects are included for your review:

TIP #	Project	Sponsor	Amendment
2006-013	Concord Road (SR-253)	City of Brentwood	Add funds; revise FY; program construction
2011-610-165	Fairview's 3R Improvement Projects Grouping	City of Fairview	Add project to TIP
2011-16-166	Warner Parks Trail Linkage Improvements	Metro Nashville	Add Project to TIP
2011-16-092	Harding Place Sidewalk Enhancements	Metro Nashville	Add funds; revise termini

Copies of the original and revised TIP pages are included for your reference. The amendments have been made according to the procedures identified in the MPO's federally-approved Public Participation Plan and result in a fiscally constrained TIP.

Please consider this a formal request to amend the STIP. Thank you for your assistance in processing this request. If you have any questions or comments, please contact me or Félix Castrodad at 862-7204.

Best,


Michael Skipper, AICP
Executive Director

CC w/enclosures: Ms. Angie Midgett, TDOT
Mr. Larry McGoogin, TDOT
Ms. Lisa Dunn, TDOT
Ms. Stephanie Ward, TDOT
Mr. Kirk Bednar, City of Brentwood
Mr. Donn Lovvorn, City of Fairview
Mr. Tim Netsch, Metro Nashville
Mr. Billy Davis, Metro Nashville
Mr. Tom Brashear, Wilson County, MPO TCC Chair
Mayor Karl Dean, MPO Executive Board Chair

Enclosures

MPO RESOLUTION 2011-007

A RESOLUTION AMENDING THE TRANSPORTATION IMPROVEMENT PROGRAM FOR FEDERAL FISCAL YEARS 2011 THROUGH 2015

WHEREAS, the Nashville Area Metropolitan Planning Organization (MPO) is responsible for the development and adoption of a Transportation Improvement Program (TIP) for the metropolitan planning area in cooperation with the state, local governments, and public transit operators; and

WHEREAS, on December 15, 2010, the MPO adopted the TIP for federal fiscal years 2011 through 2015 to advance projects contained within the MPO's 2035 Regional Transportation Plan; and

WHEREAS, the TIP consists of a staged multi-year program of federally and regionally significant transportation improvement projects that are financially constrained by year and includes an annual element for Metropolitan Nashville and Davidson County, Rutherford County, Sumner County, Williamson County, Wilson County, and portions of Maury and Robertson counties; and

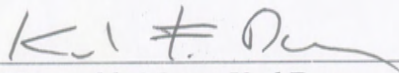
WHEREAS, the MPO's Public Participation Plan allows the public and interested stakeholders a period of no less than 21 days to review proposed amendments to the TIP; and

WHEREAS, the following amendments have met all public noticing requirements, are consistent with the 2035 Regional Transportation Plan, and conform to the requirements of Title 23 Code of Federal Regulations Part 450.324;

NOW, THEREFORE, BE IT RESOLVED by the Executive Board of the Nashville Area Metropolitan Planning Organization, that the Fiscal Years 2011 through 2015 Transportation Improvement Program is amended as follows.


Amend#	Project Description	Proposed Change
2011-020	TDOT -Smartway Remote Travel Time Assessment for SR-840	Add Project to TIP
2011-021	TDOT - I-65/ SR-109 Proposed/ SR-41	Add funds
2011-022	TDOT/Brentwood - SR-6/ US-31/ Franklin Rd Widening	Add funds
2011-023	TDOT - SR-253	Add funds
2011-024	TDOT - I-40	Add Project to TIP
2011-025	Brentwood - Concord Road (SR-253)	Add funds; revise FY; program CONST
2011-026	Fairview - 3R Improvements Grouping	Add Project to TIP
2011-027	Metro Nashville - Warner Parks Trail Linkage Improvements	Add Project to TIP
2011-028	Metro Nashville - Harding Pl Sidewalk Improvements	Add funds; revise termini
2011-029	Murfreesboro Rover - 5307 Urban Capital Funding Station/Operations/Admin/ Training Facility	Shift funds
2011-030	Murfreesboro Rover - 5307 Urban Capital Bus Replacement and/or Expansion	Add funds; expand scope

Adopted this 21st day of September, 2011 by the Executive Board of the Nashville Area Metropolitan Planning Organization.



The Honorable Mayor Karl Dean
Chairman, MPO Executive Board

Attest:



Michael Skipper
Secretary, MPO Executive Board

MPO RESOLUTION 2010-008

A RESOLUTION ADOPTING THE 2035 REGIONAL TRANSPORTATION PLAN

WHEREAS, the Nashville Area Metropolitan Planning Organization (MPO) is responsible for carrying out a comprehensive, cooperative, and continuing transportation planning process throughout Davidson, Rutherford, Sumner, Williamson, Wilson and portions of Maury and Robertson counties; and

WHEREAS, the Safe, Accountable, Flexible, Efficient, Transportation Equity Act - A Legacy for Users (SAFETEA-LU), passed by the United States Congress and signed into law by the President in 2005, requires that each MPO adopt a long range transportation plan to help guide federal investments in transportation infrastructure; and

WHEREAS, various federal, state, regional, and local agencies and organizations concerned with transportation planning for the MPO area have cooperatively developed the 2035 Regional Transportation Plan to satisfy federal planning requirements of SAFETEA-LU; and

WHEREAS, the MPO has followed the prescribed guidance for the development of the long range transportation plan, as found in the Final Rule for Metropolitan Planning in the Federal Register, February 14, 2007 under section 450.322, in the preparation of the 2035 Regional Transportation Plan; and

WHEREAS, the MPO has involved the public and interested stakeholders in an open and transparent process as detailed by the MPO's Public Participation Plan which includes a public review and comment period of no less than 30 days, at least one public workshop in each of the counties of the MPO, and two formal public hearings; and


WHEREAS, the 2035 Regional Transportation Plan is consistent with state and local transportation plans and programs and has been determined to be in conformity with the Clean Air Act Amendments of 1990;

NOW, THEREFORE, BE IT RESOLVED by the Executive Board of the Nashville Area MPO, that 2035 Regional Transportation Plan is adopted in order to ensure the continued livability, sustainability, prosperity, and diversity of Middle Tennessee by serving as the basis for future transportation planning and programming decisions for the region.

Adopted this 15th day of December, 2010 by the Executive Board of the Nashville Area Metropolitan Planning Organization.


The Honorable Mayor Karl F. Dean
Chairman, MPO Executive Board

Attest:


Michael Skipper, AICP
Secretary, MPO Executive Board

MPO RESOLUTION 2010-009

**A RESOLUTION ADOPTING THE TRANSPORTATION IMPROVEMENT PROGRAM
FOR FEDERAL FISCAL YEARS 2011 THROUGH 2015**

WHEREAS, the Nashville Area Metropolitan Planning Organization (MPO) is responsible for carrying out a comprehensive, cooperative, and continuing transportation planning process throughout Davidson, Rutherford, Sumner, Williamson, Wilson and portions of Maury and Robertson counties; and

WHEREAS, the Safe, Accountable, Flexible, Efficient, Transportation Equity Act - A Legacy for Users (SAFETEA-LU), passed by the United States Congress and signed into law by the President in 2005, requires that each MPO adopt a short-range work program that consists of federally funded and/or regionally significant transportation improvement projects within the metropolitan area; and

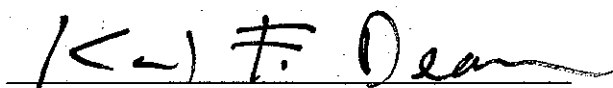
WHEREAS, various federal, state, regional, and local agencies and organizations concerned with transportation planning for the MPO area have cooperatively developed the Transportation Improvement Program (TIP) for Federal Fiscal Years 2011 through 2015 to satisfy federal planning requirements of SAFETEA-LU; and

WHEREAS, the TIP is comprised of projects that are derived from the MPO's adopted 2035 Regional Transportation Plan, is consistent with local and state transportation plans, and has met the requirements of Title 23 Code of Federal Regulations Part 450.324; and

WHEREAS, the MPO has involved the public and interested stakeholders in an open and transparent process as detailed by the MPO's Public Participation Plan which includes a public review and comment period of no less than 21 days and two formal public hearings;

NOW, THEREFORE, BE IT RESOLVED by the Executive Board of the Nashville Area MPO, that Transportation Improvement Program for Federal Fiscal Years 2011 through 2015 is adopted in order to ensure the continued livability, sustainability, prosperity, and diversity of Middle Tennessee by implementing the short-range component of the 2035 Regional Transportation Plan.

Adopted this 15th day of December, 2010 by the Executive Board of the Nashville Area Metropolitan Planning Organization.



The Honorable Mayor Karl F. Dean
Chairman, MPO Executive Board

Attest:



Michael Skipper, AICP
Secretary, MPO Executive Board



U.S. Department
of Transportation
**Federal Highway
Administration**

Tennessee Division

January 7, 2011

404 BNA Drive, Suite 508
Nashville, Tennessee 37217
Phone (615) 781-5770
Fax (615) 781-5773
www.fhwa.dot.gov

Mr. Paul Degges
Chief Engineer
Tennessee Department of Transportation
James K. Polk Building, Suite 700
Nashville, TN 37243-0349

In Reply Refer To:
HPP-TN

Subject: 2011-2014 Nashville and Jackson TIPs

Dear Mr. Degges:

The Federal Highway Administration (FHWA) and Federal Transit Administration (FTA) have reviewed the Statewide Transportation Improvement Program (STIP) Amendment for Fiscal Years 2011-2014. The 23 CFR 450.220 requires FHWA and FTA approval of the STIP at least every four years. This amendment includes Transportation Improvement Programs without modification for the Nashville and Jackson Metropolitan Planning Organizations.

The Tennessee Department of Transportation has provided appropriate public involvement for the STIP amendment, and has documented appropriate fiscal constraint.

The FHWA and FTA approve the FY 2011-2014 STIP, as amended, based on the requirements of the 23 CFR 450. If you have any questions regarding this approval, please contact Britta Stein at (615) 781-5792, or Elizabeth Martin of FTA at (404) 865-5612.

Sincerely,

Pamela M. Kordenbrock
Division Administrator

cc: Mr. Joe Carpenter, Chief Environment & Planning Bureau, TDOT
Ms. Jeanne Stevens, Director, Long Range Planning, TDOT
Mr. Jim Moore, Director, Program Development, TDOT
Ms. Deborah Fleming, MPO Program Coordinator, TDOT
Ms. Angela Midgett, MPO Program Coordinator, TDOT
Mr. Keith Donaldson, MPO Coordinator, MPO
Mr. Michael Skipper, MPO Coordinator, Nashville MPO
Ms. Elizabeth Martin, Community Planner, FTA Region 4
Ms. Valencia Williams, Community Planner, FTA Region 4
Ms. Jamie Pfister, Planning & Program Director, FTA Region 4



This page left blank intentionally

Nashville Area Metropolitan Planning Organization

FY 2011-2015 TIP Amendments – September 2011

TIP Amendment # 2011-025

TIP #: 2006-013
2035 RTP ID: 1062-159
Project: **Concord Road (SR-253)**
Requested By: City of Brentwood
Phase: Preliminary Engineering Final Design, Right-of-Way, Construction
Fiscal Year(s): 2012
Proposed Changes: **Add local funds; change fiscal year; program construction**
Total Project Cost: \$4,920,000

FROM: \$ 4,640,000

<i>FY</i>	<i>Type of Work</i>	<i>Funding</i>	<i>Total</i>	<i>Federal</i>	<i>State</i>	<i>Local</i>
2011	PE-D	LOCAL	90,000			90,000
2011	ROW	LOCAL	300,000			300,000
2011	UTILITIES	U-STP	1,000,000	800,000		200,000
2012	CONST	U-RSV	3,250,000	2,600,000		650,000
Total			4,640,000	3,400,000	0	1,240,000

TO: \$ 4,920,000

<i>FY</i>	<i>Type of Work</i>	<i>Funding</i>	<i>Total</i>	<i>Federal</i>	<i>State</i>	<i>Local</i>
2011	PE-D	LOCAL	245,000			245,000
2011	ROW	LOCAL	425,000			425,000
2012	UTILITIES	U-STP	1,000,000	800,000		200,000
2012	CONST	U-STP	3,250,000	2,600,000		650,000
Total			4,920,000	3,400,000	0	1,520,000

Description: Widen from 2 to 3 lanes, includes curb and gutter section with paved shoulders, a separated multi-use path on the south side from Arrowhead Dr. to Wilson Pike, a sidewalk on the north side between Arrowhead Dr. and Jones Pkwy and relocation of utilities..

Background: This project is an existing in the FY 2011-15 TIP. Additional Local funds are being provided for PE and ROW. Nashville-Davidson Urbanized Area STP (-U-STP) funds are being programmed from the reserve for Construction in accordance with Programming Policy # 9 of the FY 2011-15 TIP.

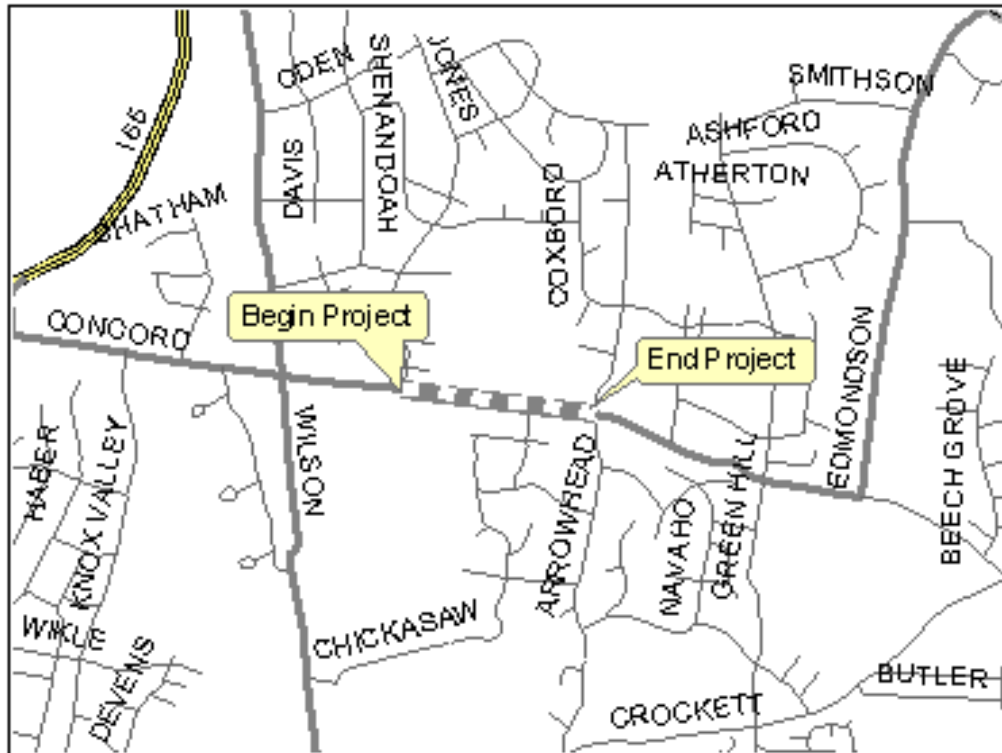


Nashville Area MPO Fiscal Years 2011-2015 Transportation Improvement Program

TIP #	<input type="text" value="2006-013"/>	TDOT PIN #	<input type="text"/>	Improvement Type	<input type="text" value="Road Widening"/>	Lead Agency	<input type="text" value="Brentwood"/>
County	<input type="text" value="Williamson"/>	Length	<input type="text" value="0.8"/> mi	RTP#	<input type="text" value="1062-159"/>	Conformity Status	<input type="text" value="Non-Exempt"/>
Route/Project Name	<input type="text" value="Concord Road (SR-253)"/>					Total Project Cost	<input type="text" value="\$4,790,000"/>
Termini or Intersection	<input type="text" value="Jones Parkway east to Arrowhead Drive"/>						
Project Description	<input type="text" value="Widen from 2 to 3 lanes, includes curb and gutter section with paved shoulders, a separated multi-use path on the south side from Arrowhead Dr to Wilson Pk, a sidewalk on the north side between Arrowhead Dr and Jones Pkwy and relocation of utilities."/>						

Fiscal Year	Type of Work	Funding Type	Total Funds	Fed Funds	State Funds	Local Funds
<input type="text" value="2011"/>	<input type="text" value="PE-D"/>	<input type="text" value="LOCAL"/>	<input type="text" value="\$90,000"/>	<input type="text"/>	<input type="text"/>	<input type="text" value="\$90,000"/>
<input type="text" value="2011"/>	<input type="text" value="ROW"/>	<input type="text" value="LOCAL"/>	<input type="text" value="\$300,000"/>	<input type="text"/>	<input type="text"/>	<input type="text" value="\$300,000"/>
<input type="text" value="2011"/>	<input type="text" value="UTILITIES"/>	<input type="text" value="U-STP"/>	<input type="text" value="\$1,000,000"/>	<input type="text" value="\$800,000"/>	<input type="text"/>	<input type="text" value="\$200,000"/>
<input type="text" value="2012"/>	<input type="text" value="CONST"/>	<input type="text" value="U-RSV"/>	<input type="text" value="\$3,250,000"/>	<input type="text" value="\$2,600,000"/>	<input type="text"/>	<input type="text" value="\$650,000"/>

		Remarks
Amendment 1 #	<input type="text"/>	Admin Modification 1# <input type="text"/>
Amended on	<input type="text"/>	Modified on <input type="text"/>
Amendment 2 #	<input type="text"/>	Admin Modification 2# <input type="text"/>
Amended on	<input type="text"/>	Modified on <input type="text"/>



This map is for illustrative purposes only. Drawings depict conceptual project corridors and areas, not approved alignments.

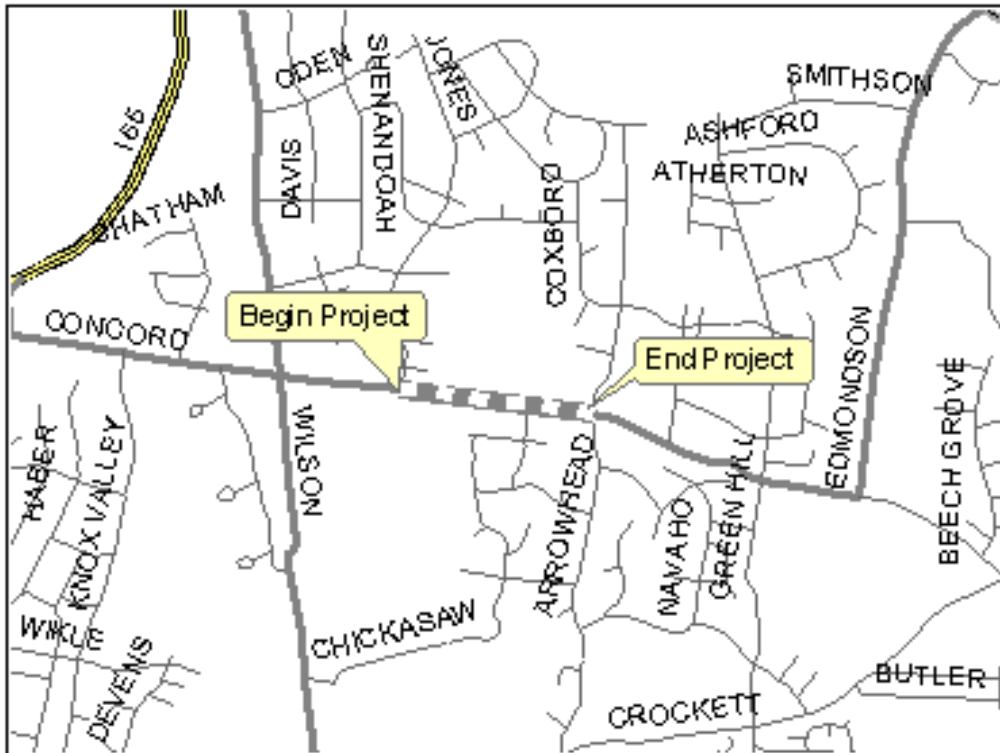


Nashville Area MPO Fiscal Years 2011-2015 Transportation Improvement Program

TIP #	<input type="text" value="2006-013"/>	TDOT PIN #	<input type="text"/>	Improvement Type	<input type="text" value="Road Widening"/>	Lead Agency	<input type="text" value="Brentwood"/>
County	<input type="text" value="Williamson"/>	Length	<input type="text" value="0.8"/> mi	RTP#	<input type="text" value="1062-159"/>	Conformity Status	<input type="text" value="Non-Exempt"/>
Route/Project Name	<input type="text" value="Concord Road (SR-253)"/>					Total Project Cost	<input type="text" value="\$4,920,000"/>
Termini or Intersection	<input type="text" value="Jones Parkway east to Arrowhead Drive"/>						
Project Description	<input type="text" value="Widen from 2 to 3 lanes, includes curb and gutter section with paved shoulders, a separated multi-use path on the south side from Arrowhead Dr to Wilson Pk, a sidewalk on the north side between Arrowhead Dr and Jones Pkwy and relocation of utilities."/>						

Fiscal Year	Type of Work	Funding Type	Total Funds	Fed Funds	State Funds	Local Funds
<input type="text" value="2011"/>	<input type="text" value="PE-D"/>	<input type="text" value="LOCAL"/>	<input type="text" value="\$245,000"/>	<input type="text"/>	<input type="text"/>	<input type="text" value="\$245,000"/>
<input type="text" value="2011"/>	<input type="text" value="ROW"/>	<input type="text" value="LOCAL"/>	<input type="text" value="\$425,000"/>	<input type="text"/>	<input type="text"/>	<input type="text" value="\$425,000"/>
<input type="text" value="2012"/>	<input type="text" value="UTILITIES"/>	<input type="text" value="U-STP"/>	<input type="text" value="\$1,000,000"/>	<input type="text" value="\$800,000"/>	<input type="text"/>	<input type="text" value="\$200,000"/>
<input type="text" value="2012"/>	<input type="text" value="CONST"/>	<input type="text" value="U-STP"/>	<input type="text" value="\$3,250,000"/>	<input type="text" value="\$2,600,000"/>	<input type="text"/>	<input type="text" value="\$650,000"/>

			Remarks	
Amendment 1 #	<input type="text" value="2011-025"/>	Admin Modification 1#	<input type="text"/>	
Amended on	<input type="text" value="9/21/2011"/>	Modified on	<input type="text"/>	
Amendment 2 #	<input type="text"/>	Admin Modification 2#	<input type="text"/>	
Amended on	<input type="text"/>	Modified on	<input type="text"/>	



This map is for illustrative purposes only. Drawings depict conceptual project corridors and areas, not approved alignments.

This page left blank intentionally

Nashville Area Metropolitan Planning Organization

FY 2011-2015 TIP Amendments – September 2011

TIP Amendment # 2011-026

TIP #: 2011-610-165 – **NEW PROJECT**
2035 RTP ID: Consistent
Project: **Fairview 3R Improvement Projects Grouping**
Requested By: City of Fairview
Phase: Preliminary Engineering NEPA; Preliminary Engineering Final Design; Construction
Fiscal Year(s): **2012**
Proposed Changes: **Add project to TIP**
Total Project Cost: \$ 642,770

TO: \$642,770

<i>FY1</i>	<i>Type of Work</i>	<i>Funding</i>	<i>Total</i>	<i>Federal</i>	<i>State</i>	<i>Local</i>
2012	PE-N	L-STP	20,000	16,000	0	4,000
2012	PE-D	L-STP	25,000	20,000	0	5,000
2012	CONST	LOCAL	412,128	0	0	412,128
2012	CONST	L-STP	185,642	148,514	0	37,128
Total			642,770	184,514	0	458,256

Description: Resurfacing, restoration and rehabilitation improvements of various roads in the City of Fairview.

Background: This project is a new project for inclusion in the FY 2011-15 TIP. The amendment entails the programming of Fairview’s Local STP funds for Preliminary Engineering NEPA and Preliminary Engineering Final Design and Construction Engineering and Inspection (CEI) for fiscal year 2012.



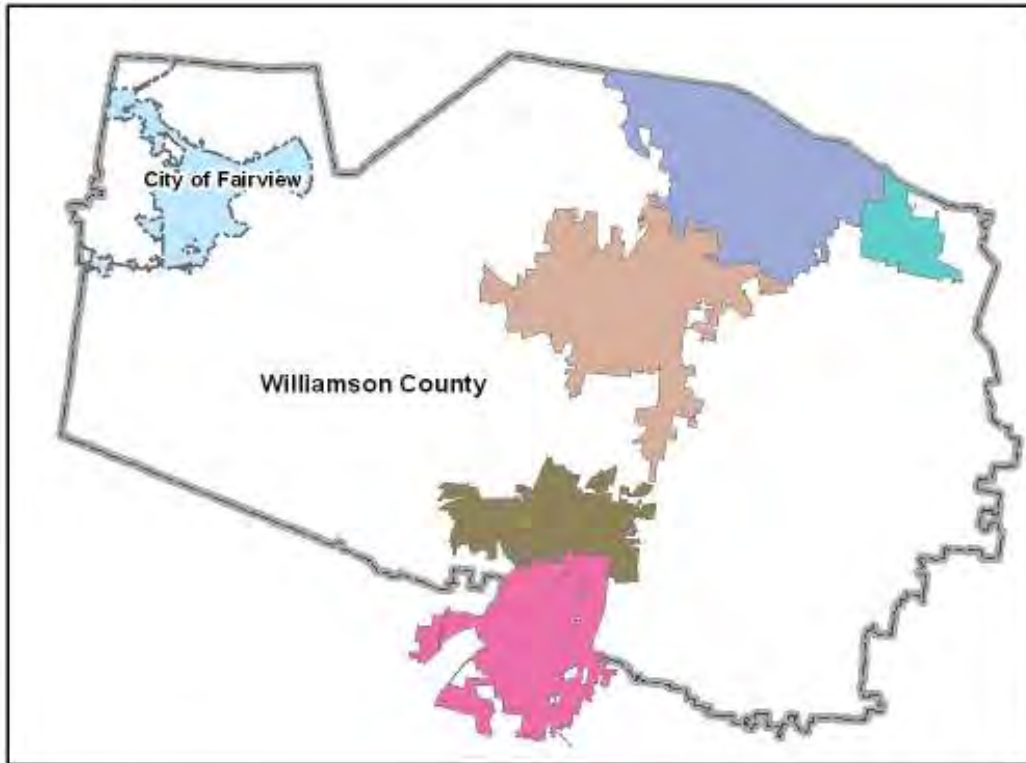
NEW

Nashville Area MPO Fiscal Years 2011-2015 Transportation Improvement Program

TIP #	<input type="text" value="2011-610-165"/>	TDOT PIN #	<input type="text"/>	Improvement Type	<input type="text" value="Resurfacing"/>	Lead Agency	<input type="text" value="Fairview"/>
County	<input type="text" value="Williamson"/>	Length	<input type="text" value="0.0"/> mi	RTP#	<input type="text" value="Consistent"/>	Conformity Status	<input type="text" value="Exempt"/>
Route/Project Name	<input type="text" value="Fairview 3R Improvemsnt Projects Grouping"/>					Total Project Cost	<input type="text" value="\$642,770"/>
Termini or Intersection	<input type="text" value="Various roads within City limits"/>						
Project Description	<input type="text" value="Resurfacing, restoration and rehabilitation improvements of various roads in the City of Fairview"/>						

Fiscal Year	Type of Work	Funding Type	Total Funds	Fed Funds	State Funds	Local Funds
<input type="text" value="2012"/>	<input type="text" value="PE-N"/>	<input type="text" value="L-STP"/>	<input type="text" value="\$20,000"/>	<input type="text" value="\$16,000"/>	<input type="text"/>	<input type="text" value="\$4,000"/>
<input type="text" value="2012"/>	<input type="text" value="PE-D"/>	<input type="text" value="L-STP"/>	<input type="text" value="\$25,000"/>	<input type="text" value="\$20,000"/>	<input type="text"/>	<input type="text" value="\$5,000"/>
<input type="text" value="2012"/>	<input type="text" value="CONST"/>	<input type="text" value="LOCAL"/>	<input type="text" value="\$412,128"/>	<input type="text"/>	<input type="text"/>	<input type="text" value="\$412,128"/>
<input type="text" value="2012"/>	<input type="text" value="CONST"/>	<input type="text" value="L-STP"/>	<input type="text" value="\$185,642"/>	<input type="text" value="\$148,514"/>	<input type="text"/>	<input type="text" value="\$37,128"/>

			Remarks
Amendment 1 #	<input type="text" value="2011-026"/>	Admin Modification 1#	<input type="text"/>
Amended on	<input type="text" value="9/21/2011"/>	Modified on	<input type="text"/>
Amendment 2 #	<input type="text"/>	Admin Modification 2#	<input type="text"/>
Amended on	<input type="text"/>	Modified on	<input type="text"/>



This map is for illustrative purposes only. Drawings depict conceptual project corridors and areas, not approved alignments.

This page left blank intentionally

Nashville Area Metropolitan Planning Organization**FY 2011-2015 TIP Amendments – September 2011****TIP Amendment # 2011-027**

TIP #: 2011-16-166 – **NEW PROJECT**
2035 RTP ID: 1086-602
Project: **Warner Parks Trail Linkage Improvements**
Requested By: Metro Nashville (Parks & Recreation)
Phase: Construction
Fiscal Year(s): **2011**
Proposed Changes: **Add project to TIP**
Total Project Cost: \$ 1,591,429

TO: \$1,591,429

<i>FY</i>	<i>Type of Work</i>	<i>Funding</i>	<i>Total</i>	<i>Federal</i>	<i>State</i>	<i>Local</i>
2011	CONST	ENH	1,591,429	1,273,143	0	318,286
Total			1,591,429	1,273,143	0	318,286

Description: Construction of a 10' wide asphalt trail from Edwin Warner Park Nature Center (southern side of Highway 100) and proceeding in a northerly direction via two new pedestrian underpasses to cross beneath Highway 100 and the CSX Railway to access the Hill Property parkland. Project also includes a pedestrian tunnel, retaining wall, ADA accessibility, landscaping and pedestrian amenities.

Background: This is a new project for inclusion in the FY 2011-15 TIP. The project was awarded Transportation Enhancement funds in 2010 and Metro Parks Department desires to program those funds for construction in FY 2011.



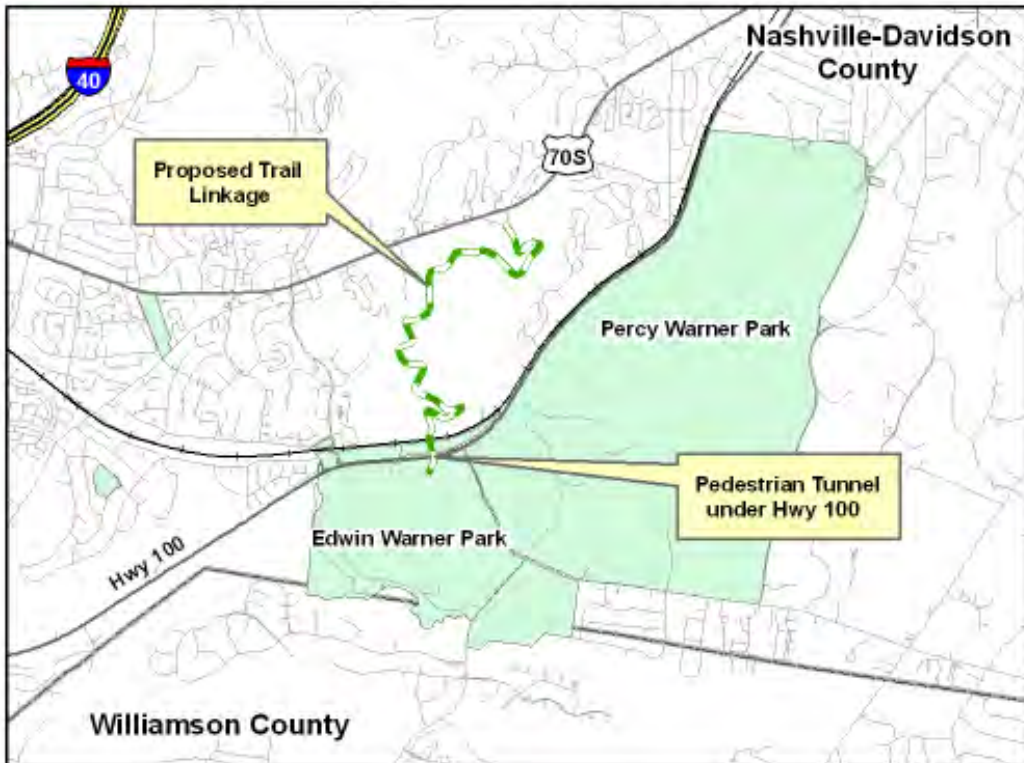
NEW

Nashville Area MPO Fiscal Years 2011-2015 Transportation Improvement Program

TIP #	<input type="text" value="2011-16-166"/>	TDOT PIN #	<input type="text"/>	Improvement Type	<input type="text" value="Greenway"/>	Lead Agency	<input type="text" value="Metro Nashville"/>
County	<input type="text" value="Davidson"/>	Length	<input type="text" value="0.0"/> mi	RTP#	<input type="text" value="1086-602"/>	Conformity Status	<input type="text" value="Exempt"/>
Route/Project Name	<input type="text" value="Warner Parks Trail Linkage Improvements"/>					Total Project Cost	<input type="text" value="\$1,591,429"/>
Termini or Intersection	<input type="text" value="Warner Park"/>						
Project Description	<input type="text" value="Construct 10' wide asphalt trail from Edwin Warner Park Center N to cross beneath Hwy 100 and the CSX RR to access Hill Property parkland. Project also includes a pedestrian tunnel, retaining wall, ADA ccesibility, landscpaing and pedestrian amenities."/>						

Fiscal Year	Type of Work	Funding Type	Total Funds	Fed Funds	State Funds	Local Funds
<input type="text" value="2011"/>	<input type="text" value="CONST"/>	<input type="text" value="ENH"/>	<input type="text" value="\$1,591,429"/>	<input type="text" value="\$1,273,143"/>	<input type="text"/>	<input type="text" value="\$318,286"/>
<input type="text"/>	<input type="text"/>	<input type="text"/>	<input type="text"/>	<input type="text"/>	<input type="text"/>	<input type="text"/>
<input type="text"/>	<input type="text"/>	<input type="text"/>	<input type="text"/>	<input type="text"/>	<input type="text"/>	<input type="text"/>
<input type="text"/>	<input type="text"/>	<input type="text"/>	<input type="text"/>	<input type="text"/>	<input type="text"/>	<input type="text"/>

			Remarks
Amendment 1 #	<input type="text" value="2011-027"/>	Admin Modification 1#	<input type="text"/>
Amended on	<input type="text" value="9/21/2011"/>	Modified on	<input type="text"/>
Amendment 2 #	<input type="text"/>	Admin Modification 2#	<input type="text"/>
Amended on	<input type="text"/>	Modified on	<input type="text"/>



This map is for illustrative purposes only. Drawings depict conceptual project corridors and areas, not approved alignments.

This page left blank intentionally

Nashville Area Metropolitan Planning Organization

FY 2011-2015 TIP Amendments – September 2011

TIP Amendment # 2011-028

TIP #: 2011-16-092
2035 RTP ID: 1016-190; 1086-602
Project: **Harding Place Sidewalk Enhancements**
Requested By: Metro Nashville
Phase: Preliminary Engineering, Right-of-Way, Construction
Fiscal Year(s): 2012
Proposed Changes: **Add funds; revise termini**
Total Project Cost: \$10,000,000

FROM: \$ 1,561,216

<i>FY</i>	<i>Type of Work</i>	<i>Funding</i>	<i>Total</i>	<i>Federal</i>	<i>State</i>	<i>Local</i>
2011	PE-D	LOCAL	145,530	0	0	145,530
2011	ROW	LOCAL	112,634	0	0	112,634
2011	CONST	ENH	1,119,461	880,449	0	239,012
2011	CONST	LOCAL	183,591	0	0	183,591
Total			1,561,216	880,449	0	680,767

TO: \$ 7,133,216

<i>FY</i>	<i>Type of Work</i>	<i>Funding</i>	<i>Total</i>	<i>Federal</i>	<i>State</i>	<i>Local</i>
2011	PE-D	LOCAL	445,530	0	0	445,130
2011	ROW	LOCAL	612,634	0	0	612,634
2011	CONST	LOCAL	2,503,591	0	0	2,503,591
2012	CONST	ENH	3,571,461	2,841,449	0	730,012
Total			7,133,216	2,841,449	0	4,291,367

Description: Construction of a new sidewalk on one side of Harding Place from I-65 to I-24 in Nashville.

Background: This project is an existing project in the FY 2011-15 TIP. Additional Local and Enhancement funds are being provided for PE, ROW and CONST. The amendment includes two additional phases funded with 2011 Enhancement grant and local funds. The description was revised to include the whole corridor between I-65 and I-24.



Nashville Area MPO Fiscal Years 2011-2015 Transportation Improvement Program

TIP #	<input type="text" value="2011-16-092"/>	TDOT PIN #	<input type="text"/>	Improvement Type	<input type="text" value="Enhancement"/>	Lead Agency	<input type="text" value="Metro Nashville"/>
County	<input type="text" value="Davidson"/>	Length	<input type="text" value="0.0"/> mi	RTP#	<input type="text" value="1016-190"/>	Conformity Status	<input type="text" value="Exempt"/>
Route/Project Name	<input type="text" value="Harding Place Sidewalk Enhancement"/>					Total Project Cost	<input type="text" value="\$1,561,216"/>
Termini or Intersection	<input type="text" value="From Timberhill Dr to Danby Dr."/>						
Project Description	<input type="text" value="Construction of new sidewalk on south side of Harding Pl from Timberhill Dr to Danby Dr."/>						

Fiscal Year	Type of Work	Funding Type	Total Funds	Fed Funds	State Funds	Local Funds
<input type="text" value="2011"/>	<input type="text" value="PE-D"/>	<input type="text" value="LOCAL"/>	<input type="text" value="\$145,530"/>	<input type="text"/>	<input type="text"/>	<input type="text" value="\$145,530"/>
<input type="text" value="2011"/>	<input type="text" value="ROW"/>	<input type="text" value="LOCAL"/>	<input type="text" value="\$112,634"/>	<input type="text"/>	<input type="text"/>	<input type="text" value="\$112,634"/>
<input type="text" value="2011"/>	<input type="text" value="CONST"/>	<input type="text" value="ENH"/>	<input type="text" value="\$1,119,461"/>	<input type="text" value="\$880,449"/>	<input type="text"/>	<input type="text" value="\$239,012"/>
<input type="text" value="2011"/>	<input type="text" value="CONST"/>	<input type="text" value="LOCAL"/>	<input type="text" value="\$183,591"/>	<input type="text"/>	<input type="text"/>	<input type="text" value="\$183,591"/>

				Remarks
Amendment 1 #	<input type="text"/>	Admin Modification 1#	<input type="text"/>	
Amended on	<input type="text"/>	Modified on	<input type="text"/>	
Amendment 2 #	<input type="text"/>	Admin Modification 2#	<input type="text"/>	
Amended on	<input type="text"/>	Modified on	<input type="text"/>	



This map is for illustrative purposes only. Drawings depict conceptual project corridors and areas, not approved alignments.



Nashville Area MPO Fiscal Years 2011-2015 Transportation Improvement Program

TIP #	<input type="text" value="2011-16-092"/>	TDOT PIN #	<input type="text"/>	Improvement Type	<input type="text" value="Enhancement"/>	Lead Agency	<input type="text" value="Metro Nashville"/>
County	<input type="text" value="Davidson"/>	Length	<input type="text" value="0.0"/> mi	RTP#	<input type="text" value="1016-190; 1086-602"/>	Conformity Status	<input type="text" value="Exempt"/>
Route/Project Name	<input type="text" value="Harding Place Sidewalk Enhancement"/>					Total Project Cost	<input type="text" value="\$10,000,000"/>
Termini or Intersection	<input type="text" value="From I-65 to I-24"/>						
Project Description	<input type="text" value="Construction of new sidewalk on south side of Harding Pl from I-65 to I-24."/>						

Fiscal Year	Type of Work	Funding Type	Total Funds	Fed Funds	State Funds	Local Funds
<input type="text" value="2011"/>	<input type="text" value="PE-D"/>	<input type="text" value="LOCAL"/>	<input type="text" value="\$445,530"/>	<input type="text"/>	<input type="text"/>	<input type="text" value="\$445,530"/>
<input type="text" value="2011"/>	<input type="text" value="ROW"/>	<input type="text" value="LOCAL"/>	<input type="text" value="\$612,634"/>	<input type="text"/>	<input type="text"/>	<input type="text" value="\$612,634"/>
<input type="text" value="2011"/>	<input type="text" value="CONST"/>	<input type="text" value="LOCAL"/>	<input type="text" value="\$2,503,591"/>	<input type="text"/>	<input type="text"/>	<input type="text" value="\$2,503,591"/>
<input type="text" value="2012"/>	<input type="text" value="CONST"/>	<input type="text" value="ENH"/>	<input type="text" value="\$3,571,461"/>	<input type="text" value="\$2,841,449"/>	<input type="text"/>	<input type="text" value="\$730,012"/>

	Remarks	
Amendment 1 # <input type="text" value="2011-028"/>	Admin Modification 1# <input type="text"/>	
Amended on <input type="text" value="9/21/2011"/>	Modified on <input type="text"/>	
Amendment 2 # <input type="text"/>	Admin Modification 2# <input type="text"/>	
Amended on <input type="text"/>	Modified on <input type="text"/>	



This map is for illustrative purposes only. Drawings depict conceptual project corridors and areas, not approved alignments.

This page left blank intentionally

**Nashville Area MPO
Transportation Improvement Program
FYs 2011 through 2015**

Funding Tables, Before September 21, 2011 Amendments

Table 3. FYs 2011-2015 TDOT Program Funds

Grant Program	FY 2011	FY 2012	FY 2013	FY 2014	FY 2015	TOTAL
Total Amount Programmed*	\$ 338,785,387	\$ 79,280,049	\$ 88,016,438	\$ 22,833,979	\$ 431,250	\$ 529,347,103
BRR-L (Bridge Replacement & Rehabilitation - Local)	\$ 408,000	\$ 408,000	\$ 408,000	\$ 408,000	\$ -	\$ 1,632,000
BRR-S (Bridge Replacement & Rehabilitation - State)	\$ 23,467,099	\$ 3,240,000	\$ 3,240,000	\$ 3,240,000	\$ -	\$ 33,187,099
CMAQ (Congestion Mitigation Air Quality)	\$ 11,293,043	\$ 3,606,825	\$ 4,013,300	\$ 1,615,000	\$ -	\$ 20,528,168
DEMO (Section 115 Demonstration Program)	\$ 354,172	\$ -	\$ -	\$ -	\$ -	\$ 354,172
ENH (Enhancement Grants)	\$ 5,247,113	\$ 2,000,000	\$ 3,000,526	\$ 2,000,000	\$ -	\$ 12,247,639
HPP (High Priority Projects)	\$ 25,068,062	\$ 1,280,430	\$ 5,030,166	\$ 844,800	\$ -	\$ 32,223,458
HSIP (Highway Safety Improvement Program)	\$ 7,740,000	\$ 1,800,000	\$ 1,800,000	\$ 1,800,000	\$ -	\$ 13,140,000
H-STP (STP Set Aside for Hazard Elimination)	\$ 100,000	\$ -	\$ -	\$ -	\$ -	\$ 100,000
IM (Interstate Maintenance)	\$ 104,310,900	\$ 31,548,001	\$ 47,392,501	\$ 1,597,500	\$ -	\$ 184,848,902
ITS (Intelligent Transportation Systems)	\$ 1,891,073	\$ -	\$ -	\$ -	\$ -	\$ 1,891,073
NHS (National Highway System)	\$ 1,760,000	\$ 800,000	\$ 4,200,000	\$ 2,024,000	\$ -	\$ 8,784,000
NSBP (National Scenic Byways Program)	\$ 276,644	\$ -	\$ -	\$ -	\$ -	\$ 276,644
PLHD (Public Lands Highways)	\$ 4,023,107	\$ -	\$ -	\$ -	\$ -	\$ 4,023,107
SRTS (Safe Routes to School)	\$ 850,000	\$ 850,000	\$ 850,000	\$ 850,000	\$ -	\$ 3,400,000
STP (State Surface Transportation Program)	\$ 69,321,742	\$ 4,513,168	\$ 3,200,480	\$ 3,428,480	\$ -	\$ 80,463,870
STP-S (STP Set Aside for Safety Improvements)	\$ -	\$ -	\$ 266,400	\$ -	\$ -	\$ 266,400
State Funds (includes matching funds)	\$ 82,674,432	\$ 29,233,625	\$ 14,615,065	\$ 5,026,199	\$ 431,250	\$ 131,980,571

*Funds are programmed only if corresponding revenue is anticipated by TDOT.

Table 4. FYs 2011-2015 MPO Funds: FHWA Grant Revenues

Grant Program	Opening Balance*	FY 2011 Allocation	FY 2012 Allocation	FY 2013 Allocation	FY 2014 Allocation	FY 2015 Allocation	Total Revenue
Total Revenue	\$ 77,766,914	\$ 17,448,154	\$ 17,801,939	\$ 18,335,997	\$ 19,987,190	\$ 20,586,805	\$ 171,926,999
STP Nash-Davidson UZA	\$ 63,059,849	\$ 14,972,607	\$ 15,421,785	\$ 15,884,439	\$ 16,360,972	\$ 16,851,801	\$ 142,551,453
STP Murfreesboro UZA	\$ 10,302,617	\$ 2,310,829	\$ 2,380,154	\$ 2,451,558	\$ 2,525,105	\$ 2,600,858	\$ 22,571,122
STP Lebanon**	\$ 1,389,339	\$ 164,718	\$ -	\$ -	\$ 347,335	\$ 357,755	\$ 2,259,147
STP Spring Hill**	\$ 1,313,746	\$ -	\$ -	\$ -	\$ 328,437	\$ 338,290	\$ 1,980,472
STP Fairview**	\$ 486,114	\$ -	\$ -	\$ -	\$ 121,529	\$ 125,174	\$ 732,817
STP Portland**	\$ 612,637	\$ -	\$ -	\$ -	\$ 153,159	\$ 157,754	\$ 923,550
STP White House**	\$ 602,612	\$ -	\$ -	\$ -	\$ 150,653	\$ 155,173	\$ 908,438

*Opening balance includes unobligated funds from prior years. **Local Urban Area STP for communities 5,000 to 50,000 in population is allocated by TDOT in four-year cycles.

Table 5. FYs 2011-2015 MPO Funds: FHWA Grant Expenditures

Grant Program	FY 2011	FY 2012	FY 2013	FY 2014	FY 2015	TOTAL
Total Amount Programmed	\$ 85,131,423	\$ 7,504,495	\$ 6,998,400	\$ 3,876,000	\$ 1,500,000	\$ 105,010,318
STP Nash-Davidson UZA	\$ 75,561,515	\$ 3,319,574	\$ 660,000	\$ 500,000	\$ 1,500,000	\$ 81,541,089
STP Murfreesboro UZA	\$ 7,009,920	\$ 3,268,000	\$ 6,338,400	\$ 2,720,000	\$ -	\$ 19,336,320
STP Lebanon	\$ 307,700	\$ 916,921	\$ -	\$ 656,000	\$ -	\$ 1,880,621
STP Spring Hill	\$ 1,135,966	\$ -	\$ -	\$ -	\$ -	\$ 1,135,966
STP Fairview	\$ -	\$ -	\$ -	\$ -	\$ -	\$ -
STP Portland	\$ 545,110	\$ -	\$ -	\$ -	\$ -	\$ 545,110
STP White House	\$ 571,212	\$ -	\$ -	\$ -	\$ -	\$ 571,212

Table 6. FYs 2011-2015 MPO Funds: FHWA Unprogrammed Revenues

Grant Program	FY 2011	FY 2012	FY 2013	FY 2014	FY 2015
Remaining Balance*	\$ 10,083,645	\$ 20,381,089	\$ 31,718,686	\$ 48,102,500	\$ 67,189,304
STP Nash-Davidson UZA	\$ 2,470,941	\$ 14,573,152	\$ 29,797,591	\$ 45,658,563	\$ 61,010,364
STP Murfreesboro UZA	\$ 5,603,526	\$ 4,715,680	\$ 828,838	\$ 633,943	\$ 3,234,801
STP Lebanon	\$ 1,246,357	\$ 329,436	\$ 329,436	\$ 20,771	\$ 378,526
STP Spring Hill	\$ 177,780	\$ 177,780	\$ 177,780	\$ 506,217	\$ 844,506
STP Fairview	\$ 486,114	\$ 486,114	\$ 486,114	\$ 607,643	\$ 732,817
STP Portland	\$ 67,527	\$ 67,527	\$ 67,527	\$ 493,310	\$ 651,064
STP White House	\$ 31,400	\$ 31,400	\$ 31,400	\$ 182,053	\$ 337,226

* Annual cumulative balance.

Table 7. FYs 2011-2015 MPO Funds: FHWA Construction Reserves & Balances

Grant Program	FY 2011 to FY 2015
STP Nash-Davidson UZA Unprogrammed Funds	\$ 61,010,364
STP Nash-Davidson UZA Construction Reserve	\$ 60,532,472
STP Nash-Davidson UZA Remaining Balance	\$ 477,892
STP Murfreesboro UZA Unprogrammed Funds	\$ 3,234,801
STP Murfreesboro UZA Construction Reserve	\$ 2,000,000
STP Murfreesboro UZA Remaining Balance	\$ 1,234,801

Table 8. FYs 2011-2015 MPO Funds: FTA Grant Revenues

Grant Program	Opening Balance*	FY 2011 Allocation	FY 2012 Allocation	FY 2013 Allocation	FY 2014 Allocation	FY 2015 Allocation	Total Revenue
Total Revenue	\$ 4,987,386	\$ 16,886,836	\$ 14,868,994	\$ 18,888,335	\$ 19,457,185	\$ 20,040,901	\$ 95,129,637
5307 Nash-Davidson UZA	\$ -	\$ 11,683,802	\$ 12,034,316	\$ 16,000,000	\$ 16,480,000	\$ 16,974,400	\$ 73,172,518
5307 Murfreesboro UZA	\$ 4,000,000	\$ 2,006,160	\$ 2,066,345	\$ 2,128,335	\$ 2,192,185	\$ 2,257,951	\$ 14,650,976
5316 Nash-Davidson UZA	\$ 539,887	\$ 440,113	\$ 455,000	\$ 470,000	\$ 485,000	\$ 499,550	\$ 2,889,550
5317 Nash-Davidson UZA	\$ 378,086	\$ 272,461	\$ 313,333	\$ 290,000	\$ 300,000	\$ 309,000	\$ 1,862,880
5309 Capital Investments	\$ 69,413	\$ 1,304,300	\$ -	\$ -	\$ -	\$ -	\$ 1,373,713
5339 Alternative Analysis	\$ -	\$ 1,180,000	\$ -	\$ -	\$ -	\$ -	\$ 1,180,000

*Opening balance includes unobligated funds from prior years.

Table 9. FYs 2011-2015 MPO Funds: FTA Grant Expenditures

Grant Program	FY 2011	FY 2012	FY 2013	FY 2014	FY 2015	TOTAL
Total Amount Programmed	\$ 20,666,120	\$ 13,843,220	\$ 15,724,643	\$ 16,873,850	\$ 3,450,000	\$ 70,557,833
5307 Nash-Davidson UZA	\$ 11,676,110	\$ 11,393,162	\$ 13,397,265	\$ 14,474,451	\$ 3,450,000	\$ 54,390,988
5307 Murfreesboro UZA	\$ 4,805,750	\$ 1,681,725	\$ 1,567,378	\$ 1,614,399	\$ -	\$ 9,669,252
5316 Nash-Davidson UZA	\$ 980,000	\$ 455,000	\$ 470,000	\$ 485,000	\$ -	\$ 2,390,000
5317 Nash-Davidson UZA	\$ 650,547	\$ 313,333	\$ 290,000	\$ 300,000	\$ -	\$ 1,553,880
5309 Capital Investments	\$ 1,373,713	\$ -	\$ -	\$ -	\$ -	\$ 1,373,713
5339 Alternative Analysis	\$ 1,180,000	\$ -	\$ -	\$ -	\$ -	\$ 1,180,000

Table 10. FYs 2011-2015 MPO Funds: FTA Unprogrammed Revenues

Grant Program	FY 2011	FY 2012	FY 2013	FY 2014	FY 2015
Remaining Balance*	\$ 1,208,102	\$ 2,233,875	\$ 5,397,567	\$ 7,980,902	\$ 24,571,803
5307 Nash-Davidson UZA	\$ 7,692	\$ 648,846	\$ 3,251,581	\$ 5,257,130	\$ 18,781,530
5307 Murfreesboro UZA	\$ 1,200,410	\$ 1,585,030	\$ 2,145,987	\$ 2,723,773	\$ 4,981,723
5316 Nash-Davidson UZA	\$ -	\$ -	\$ -	\$ -	\$ 499,550
5317 Nash-Davidson UZA	\$ -	\$ -	\$ -	\$ -	\$ 309,000
5309 Capital Investments	\$ -	\$ -	\$ -	\$ -	\$ -
5339 Alternative Analysis	\$ -	\$ -	\$ -	\$ -	\$ -

* Annual cumulative balance.

This page left blank intentionally

**Nashville Area MPO
Transportation Improvement Program
FYs 2011 through 2015**

Funding Tables, After September 21, 2011 Amendments

Table 3. FYs 2011-2015 TDOT Program Funds

Grant Program	FY 2011	FY 2012	FY 2013	FY 2014	FY 2015	TOTAL
Total Amount Programmed*	\$ 339,178,081	\$ 102,788,165	\$ 88,016,438	\$ 22,833,979	\$ 431,250	\$ 553,247,913
BRR-L (Bridge Replacement & Rehabilitation - Local)	\$ 408,000	\$ 408,000	\$ 408,000	\$ 408,000	\$ -	\$ 1,632,000
BRR-S (Bridge Replacement & Rehabilitation - State)	\$ 23,467,099	\$ 3,240,000	\$ 3,240,000	\$ 3,240,000	\$ -	\$ 33,187,099
CMAQ (Congestion Mitigation Air Quality)	\$ 11,293,043	\$ 3,606,825	\$ 4,013,300	\$ 1,615,000	\$ -	\$ 20,528,168
DEMO (Section 115 Demonstration Program)	\$ 354,172	\$ -	\$ -	\$ -	\$ -	\$ 354,172
ENH (Enhancement Grants)	\$ 5,639,807	\$ 4,841,449	\$ 3,000,526	\$ 2,000,000	\$ -	\$ 15,481,782
HPP (High Priority Projects)	\$ 25,068,062	\$ 1,280,430	\$ 5,030,166	\$ 844,800	\$ -	\$ 32,223,458
HSIP (Highway Safety Improvement Program)	\$ 7,740,000	\$ 1,800,000	\$ 1,800,000	\$ 1,800,000	\$ -	\$ 13,140,000
H-STP (STP Set Aside for Hazard Elimination)	\$ 100,000	\$ -	\$ -	\$ -	\$ -	\$ 100,000
IM (Interstate Maintenance)	\$ 104,310,900	\$ 33,168,001	\$ 47,392,501	\$ 1,597,500	\$ -	\$ 186,468,902
ITS (Intelligent Transportation Systems)	\$ 1,891,073	\$ -	\$ -	\$ -	\$ -	\$ 1,891,073
NHS (National Highway System)	\$ 1,760,000	\$ 1,333,334	\$ 4,200,000	\$ 2,024,000	\$ -	\$ 9,317,34
NSBP (National Scenic Byways Program)	\$ 276,644	\$ -	\$ -	\$ -	\$ -	\$ 276,644
PLHD (Public Lands Highways)	\$ 4,023,107	\$ -	\$ -	\$ -	\$ -	\$ 4,023,107
SRTS (Safe Routes to School)	\$ 850,000	\$ 850,000	\$ 850,000	\$ 850,000	\$ -	\$ 3,400,000
STP (State Surface Transportation Program)	\$ 69,321,742	\$ 18,113,168	\$ 3,200,480	\$ 3,428,480	\$ -	\$ 94,063,870
STP-S (STP Set Aside for Safety Improvements)	\$ -	\$ -	\$ 266,400	\$ -	\$ -	\$ 266,400
State Funds (includes matching funds)	\$ 82,674,432	\$ 34,146,958	\$ 14,615,065	\$ 5,026,199	\$ 431,250	\$ 136,893,904

*Funds are programmed only if corresponding revenue is anticipated by TDOT.

Table 4. FYs 2011-2015 MPO Funds: FHWA Grant Revenues

Grant Program	Opening Balance*	FY 2011 Allocation	FY 2012 Allocation	FY 2013 Allocation	FY 2014 Allocation	FY 2015 Allocation	Total Revenue
Total Revenue	\$ 77,766,914	\$ 17,448,154	\$ 17,801,939	\$ 18,335,997	\$ 19,987,190	\$ 20,586,805	\$ 171,926,999
STP Nash-Davidson UZA	\$ 63,059,849	\$ 14,972,607	\$ 15,421,785	\$ 15,884,439	\$ 16,360,972	\$ 16,851,801	\$ 142,551,453
STP Murfreesboro UZA	\$ 10,302,617	\$ 2,310,829	\$ 2,380,154	\$ 2,451,558	\$ 2,525,105	\$ 2,600,858	\$ 22,571,122
STP Lebanon**	\$ 1,389,339	\$ 164,718	\$ -	\$ -	\$ 347,335	\$ 357,755	\$ 2,259,147
STP Spring Hill**	\$ 1,313,746	\$ -	\$ -	\$ -	\$ 328,437	\$ 338,290	\$ 1,980,472
STP Fairview**	\$ 486,114	\$ -	\$ -	\$ -	\$ 121,529	\$ 125,174	\$ 732,817
STP Portland**	\$ 612,637	\$ -	\$ -	\$ -	\$ 153,159	\$ 157,754	\$ 923,550
STP White House**	\$ 602,612	\$ -	\$ -	\$ -	\$ 150,653	\$ 155,173	\$ 908,438

*Opening balance includes unobligated funds from prior years. **Local Urban Area STP for communities 5,000 to 50,000 in population is allocated by TDOT in four-year cycles.

Table 5. FYs 2011-2015 MPO Funds: FHWA Grant Expenditures

Grant Program	FY 2011	FY 2012	FY 2013	FY 2014	FY 2015	TOTAL
Total Amount Programmed	\$ 84,515,937	\$ 10,904,495	\$ 6,998,400	\$ 3,876,000	\$ 1,500,000	\$ 107,794,832
STP Nash-Davidson UZA	\$ 74,761,515	\$ 6,719,574	\$ 660,000	\$ 500,000	\$ 1,500,000	\$ 84,141,089
STP Murfreesboro UZA	\$ 7,009,920	\$ 3,268,000	\$ 6,338,400	\$ 2,720,000	\$ -	\$ 19,336,320
STP Lebanon	\$ 307,700	\$ 916,921	\$ -	\$ 656,000	\$ -	\$ 1,880,621
STP Spring Hill	\$ 1,135,966	\$ -	\$ -	\$ -	\$ -	\$ 1,135,966
STP Fairview	\$ 184,514	\$ -	\$ -	\$ -	\$ -	\$ 184,514
STP Portland	\$ 545,110	\$ -	\$ -	\$ -	\$ -	\$ 545,110
STP White House	\$ 571,212	\$ -	\$ -	\$ -	\$ -	\$ 571,212

Table 6. FYs 2011-2015 MPO Funds: FHWA Unprogrammed Revenues

Grant Program	FY 2011	FY 2012	FY 2013	FY 2014	FY 2015
Remaining Balance*	\$ 10,699,131	\$ 17,596,575	\$ 28,934,172	\$ 45,317,986	\$ 64,404,790
STP Nash-Davidson UZA	\$ 3,270,941	\$ 11,973,152	\$ 27,197,591	\$ 43,058,563	\$ 58,410,364
STP Murfreesboro UZA	\$ 5,603,526	\$ 4,715,680	\$ 828,838	\$ 633,943	\$ 3,234,801
STP Lebanon	\$ 1,246,357	\$ 329,436	\$ 329,436	\$ 20,771	\$ 378,526
STP Spring Hill	\$ 177,780	\$ 177,780	\$ 177,780	\$ 506,217	\$ 844,506
STP Fairview	\$ 301,600	\$ 301,600	\$ 301,600	\$ 423,129	\$ 548,303
STP Portland	\$ 67,527	\$ 67,527	\$ 67,527	\$ 493,310	\$ 651,064
STP White House	\$ 31,400	\$ 31,400	\$ 31,400	\$ 182,053	\$ 337,226

* Annual cumulative balance.

Table 7. FYs 2011-2015 MPO Funds: FHWA Construction Reserves & Balances

Grant Program	FY 2011 to FY 2015
STP Nash-Davidson UZA Unprogrammed Funds	\$ 58,410,364
STP Nash-Davidson UZA Construction Reserve	\$ 57,932,472
STP Nash-Davidson UZA Remaining Balance	\$ 477,892
STP Murfreesboro UZA Unprogrammed Funds	\$ 3,234,801
STP Murfreesboro UZA Construction Reserve	\$ 2,000,000
STP Murfreesboro UZA Remaining Balance	\$ 1,234,801

Table 8. FYs 2011-2015 MPO Funds: FTA Grant Revenues

Grant Program	Opening Balance*	FY 2011 Allocation	FY 2012 Allocation	FY 2013 Allocation	FY 2014 Allocation	FY 2015 Allocation	Total Revenue
Total Revenue	\$ 4,987,386	\$ 16,886,836	\$ 14,868,994	\$ 18,888,335	\$ 19,457,185	\$ 20,040,901	\$ 95,129,637
5307 Nash-Davidson UZA	\$ -	\$ 11,683,802	\$ 12,034,316	\$ 16,000,000	\$ 16,480,000	\$ 16,974,400	\$ 73,172,518
5307 Murfreesboro UZA	\$ 4,000,000	\$ 2,006,160	\$ 2,066,345	\$ 2,128,335	\$ 2,192,185	\$ 2,257,951	\$ 14,650,976
5316 Nash-Davidson UZA	\$ 539,887	\$ 440,113	\$ 455,000	\$ 470,000	\$ 485,000	\$ 499,550	\$ 2,889,550
5317 Nash-Davidson UZA	\$ 378,086	\$ 272,461	\$ 313,333	\$ 290,000	\$ 300,000	\$ 309,000	\$ 1,862,880
5309 Capital Investments	\$ 69,413	\$ 1,304,300	\$ -	\$ -	\$ -	\$ -	\$ 1,373,713
5339 Alternative Analysis	\$ -	\$ 1,180,000	\$ -	\$ -	\$ -	\$ -	\$ 1,180,000

*Opening balance includes unobligated funds from prior years.

Table 9. FYs 2011-2015 MPO Funds: FTA Grant Expenditures

Grant Program	FY 2011	FY 2012	FY 2013	FY 2014	FY 2015	TOTAL
Total Amount Programmed	\$ 20,666,120	\$ 13,843,220	\$ 15,724,643	\$ 16,873,850	\$ 3,450,000	\$ 70,557,833
5307 Nash-Davidson UZA	\$ 11,676,110	\$ 11,393,162	\$ 13,397,265	\$ 14,474,451	\$ 3,450,000	\$ 54,390,988
5307 Murfreesboro UZA	\$ 4,805,750	\$ 1,681,725	\$ 1,567,378	\$ 1,614,399	\$ -	\$ 9,669,252
5316 Nash-Davidson UZA	\$ 980,000	\$ 455,000	\$ 470,000	\$ 485,000	\$ -	\$ 2,390,000
5317 Nash-Davidson UZA	\$ 650,547	\$ 313,333	\$ 290,000	\$ 300,000	\$ -	\$ 1,553,880
5309 Capital Investments	\$ 1,373,713	\$ -	\$ -	\$ -	\$ -	\$ 1,373,713
5339 Alternative Analysis	\$ 1,180,000	\$ -	\$ -	\$ -	\$ -	\$ 1,180,000

Table 10. FYs 2011-2015 MPO Funds: FTA Unprogrammed Revenues

Grant Program	FY 2011	FY 2012	FY 2013	FY 2014	FY 2015
Remaining Balance*	\$ 1,208,102	\$ 2,233,875	\$ 5,397,567	\$ 7,980,902	\$ 24,571,803
5307 Nash-Davidson UZA	\$ 7,692	\$ 648,846	\$ 3,251,581	\$ 5,257,130	\$ 18,781,530
5307 Murfreesboro UZA	\$ 1,200,410	\$ 1,585,030	\$ 2,145,987	\$ 2,723,773	\$ 4,981,723
5316 Nash-Davidson UZA	\$ -	\$ -	\$ -	\$ -	\$ 499,550
5317 Nash-Davidson UZA	\$ -	\$ -	\$ -	\$ -	\$ 309,000
5309 Capital Investments	\$ -	\$ -	\$ -	\$ -	\$ -
5339 Alternative Analysis	\$ -	\$ -	\$ -	\$ -	\$ -

* Annual cumulative balance.