



NASHVILLE AREA

Metropolitan Planning Organization

June 25, 2012

Ms. Rhiannon Chambers
 Transportation Planner 3
 Program Development & Scheduling Office
 Tennessee Department of Transportation
 505 Deaderick Street, Suite 600
 Nashville, Tennessee 37243

Dear Ms. Chambers:

Enclosed please find Administrative Modifications #2012-018 through 2012-021 to the MPO's FY 2011-2015 Transportation Improvement Program. The following TDOT projects are being modified:

TIP #	Project	Modification
2008-84-012	Spot Safety Improvement Program	Add funds
2006-411	ITS Various	Change funding source
2008-89-091	Freeway Safety Service Patrol	Change funding source
2004-066	I-65/ I-24	Add funds

Additional funds for these projects are being programmed from the remaining balance funds as shown on TDOT's FY 2011-2014 STIP.

I have included original and revised copies of the affected TIP pages for your reference. The Administrative Modifications have been made according to the procedures identified in the MPO's federally-approved Public Participation Plan and result in a fiscally constrained TIP.

Thank you for your assistance in processing this request. If you have any questions or comments, please contact me or Félix Castrodad at 862-7204.

Best,

Michael Skipper
 Executive Director

CC w/enclosures: Mr. Rick Pack, TDOT
 Ms. Angie Midgett, TDOT
 Mr. Tom Brashear, Wilson County, MPO TCC Chair
 The Honorable Rogers Anderson, MPO Executive Board Chair

Enclosures



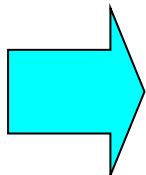
Administrative Modification to The Fiscal Years 2011-2015
Transportation Improvement Program

Administrative Modification #: 2012-018
TIP Number: 2008-84-012

FROM:

TIP# 2008-84-012						
Jurisdiction:		TDOT				
Project:		Spot Safety Improvement Program				
Termini:		Regionwide - Nashville Area MPO				
Description:		Spot Safety Improvements such as signalization, intersection modification, sight distance modification, adding turn lanes, school flashing signals, flashing beacons, acquisition of land, RR grade crossing improvements, etc.				
FY	Work	Funding	Total	Fed	State	Local
2011	CONST	STP	630,000	504,000	126,000	0
2012	CONST	STP	250,000	200,000	50,000	0
2013	CONST	STP	100,000	80,000	20,000	0
2014	CONST	STP	100,000	80,000	20,000	0
TOTAL			1,080,000	864,000	216,000	0

TO:



TIP# 2008-84-012						
Jurisdiction:		TDOT				
Project:		Spot Safety Improvement Program				
Termini:		Regionwide - Nashville Area MPO				
Description:		Spot Safety Improvements such as signalization, intersection modification, sight distance modification, adding turn lanes, school flashing signals, flashing beacons, acquisition of land, RR grade crossing improvements, etc.				
FY	Work	Funding	Total	Fed	State	Local
2011	CONST	STP	630,000	504,000	126,000	0
2012	CONST	STP	550,000	440,000	110,000	0
2013	CONST	STP	100,000	80,000	20,000	0
2014	CONST	STP	100,000	80,000	20,000	0
TOTAL			1,380,000	1,104,000	276,000	0

*This project is being modified to increase STP funds for CONST in FY 2012 by \$240,000 (federal share).



Nashville Area MPO Fiscal Years 2011-2015 Transportation Improvement Program

ORIGINAL

TIP #	<input type="text" value="2008-84-012"/>	TDOT PIN #	<input type="text"/>	Improvement Type	<input type="text" value="Safety"/>	Lead Agency	<input type="text" value="TDOT"/>
County	<input type="text" value="Regional"/>	Length	<input type="text"/> mi	RTP#	<input type="text" value="1089-902"/>	Conformity Status	<input type="text" value="Exempt"/>
Route/Project Name	<input type="text" value="Spot Safety Improvement Program"/>					Total Project Cost	<input type="text" value="\$1,080,000"/>
Termini or Intersection	<input type="text" value="Regionwide - Nashville Area MPO"/>						
Project Description	<input type="text" value="Spot Safety Improvements such as signalization, intersection modification, sight distance modification, adding turn lanes, school flashing signals, flashing beacons, acquisition of land, RR grade crossing improvements, etc."/>						

Fiscal Year	Type of Work	Funding Type	Total Funds	Fed Funds	State Funds	Local Funds
<input type="text" value="2011"/>	<input type="text" value="CONST"/>	<input type="text" value="STP"/>	<input type="text" value="\$630,000"/>	<input type="text" value="\$504,000"/>	<input type="text" value="\$126,000"/>	<input type="text"/>
<input type="text" value="2012"/>	<input type="text" value="CONST"/>	<input type="text" value="STP"/>	<input type="text" value="\$250,000"/>	<input type="text" value="\$200,000"/>	<input type="text" value="\$50,000"/>	<input type="text"/>
<input type="text" value="2013"/>	<input type="text" value="CONST"/>	<input type="text" value="STP"/>	<input type="text" value="\$100,000"/>	<input type="text" value="\$80,000"/>	<input type="text" value="\$20,000"/>	<input type="text"/>
<input type="text" value="2014"/>	<input type="text" value="CONST"/>	<input type="text" value="STP"/>	<input type="text" value="\$100,000"/>	<input type="text" value="\$80,000"/>	<input type="text" value="\$20,000"/>	<input type="text"/>

		Remarks	
Amendment 1 #	<input type="text"/>	Admin Modification 1#	<input type="text" value="2011-022"/>
Amended on	<input type="text"/>	Modified on	<input type="text" value="7/26/2011"/>
Amendment 2 #	<input type="text"/>	Admin Modification 2#	<input type="text" value="2012-001"/>
Amended on	<input type="text"/>	Modified on	<input type="text" value="1/6/2012"/>



This map is for illustrative purposes only. Drawings depict conceptual project corridors and areas, not approved alignments.



Nashville Area MPO Fiscal Years 2011-2015 Transportation Improvement Program

REVISED

TIP #	<input type="text" value="2008-84-012"/>	TDOT PIN #	<input type="text"/>	Improvement Type	<input type="text" value="Safety"/>	Lead Agency	<input type="text" value="TDOT"/>
County	<input type="text" value="Regional"/>	Length	<input type="text"/> mi	RTP#	<input type="text" value="1089-902"/>	Conformity Status	<input type="text" value="Exempt"/>
Route/Project Name	<input type="text" value="Spot Safety Improvement Program"/>					Total Project Cost	<input type="text" value="\$1,380,000"/>
Termini or Intersection	<input type="text" value="Regionwide - Nashville Area MPO"/>						
Project Description	<input type="text" value="Spot Safety Improvements such as signalization, intersection modification, sight distance modification, adding turn lanes, school flashing signals, flashing beacons, acquisition of land, RR grade crossing improvements, etc."/>						

Fiscal Year	Type of Work	Funding Type	Total Funds	Fed Funds	State Funds	Local Funds
<input type="text" value="2011"/>	<input type="text" value="CONST"/>	<input type="text" value="STP"/>	<input type="text" value="\$630,000"/>	<input type="text" value="\$504,000"/>	<input type="text" value="\$126,000"/>	<input type="text"/>
<input type="text" value="2012"/>	<input type="text" value="CONST"/>	<input type="text" value="STP"/>	<input type="text" value="\$550,000"/>	<input type="text" value="\$440,000"/>	<input type="text" value="\$110,000"/>	<input type="text"/>
<input type="text" value="2013"/>	<input type="text" value="CONST"/>	<input type="text" value="STP"/>	<input type="text" value="\$100,000"/>	<input type="text" value="\$80,000"/>	<input type="text" value="\$20,000"/>	<input type="text"/>
<input type="text" value="2014"/>	<input type="text" value="CONST"/>	<input type="text" value="STP"/>	<input type="text" value="\$100,000"/>	<input type="text" value="\$80,000"/>	<input type="text" value="\$20,000"/>	<input type="text"/>

		Remarks	
Amendment 1 #	<input type="text"/>	Admin Modification 1#	<input type="text" value="2012-001"/>
Amended on	<input type="text"/>	Modified on	<input type="text" value="1/6/2012"/>
Amendment 2 #	<input type="text"/>	Admin Modification 2#	<input type="text" value="2012-018"/>
Amended on	<input type="text"/>	Modified on	<input type="text" value="6/25/2012"/>



This map is for illustrative purposes only. Drawings depict conceptual project corridors and areas, not approved alignments.

This page intentionally left blank

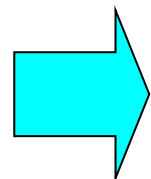
**Administrative Modification to The Fiscal Years 2011-2015
Transportation Improvement Program**

Administrative Modification #: 2012-019
TIP Number: 2006-411, 2006-411b & 2006-411c

FROM:

TIP# 2006-411, 2006-411b & 2006-411c						
Jurisdiction: TDOT						
Project: ITS - Various						
Termini: Various ITS Corridors						
Description: Operations & utilities/power/communication, maintenance, construction, etc.						
FY	Work	Funding	Total	Fed	State	Local
2011	UTILITIES	IM	200,000	180,000	20,000	0
2011	OPERATIONS	IM	800,000	720,000	80,000	0
2012	UTILITIES	IM	200,000	180,000	20,000	0
2012	OPERATIONS	IM	1,233,334	1,110,001	123,333	0
2013	UTILITIES	IM	200,000	180,000	20,000	0
2013	OPERATIONS	IM	1,233,334	1,110,001	123,333	0
2013	MAINTENANCE	IM	3,500,000	3,150,000	350,000	0
2014	UTILITIES	IM	200,000	180,000	20,000	0
2014	OPERATIONS	IM	1,125,000	1,012,500	112,500	0
TOTAL			8,691,668	7,822,501	869,167	0

TO:



TIP# 2006-411, 2006-411b & 2006-411c						
Jurisdiction: TDOT						
Project: ITS - Various						
Termini: Various ITS Corridors						
Description: Operations & utilities/power/communication, maintenance, construction, etc.						
FY	Work	Funding	Total	Fed	State	Local
2011	UTILITIES	IM	200,000	180,000	20,000	0
2011	OPERATIONS	IM	800,000	720,000	80,000	0
2012	UTILITIES	IM	200,000	180,000	20,000	0
2012	OPERATIONS	IM	1,233,334	1,110,001	123,333	0
2013	UTILITIES	IM	200,000	180,000	20,000	0
2013	OPERATIONS	NHS	1,233,334	1,110,001	123,333	0
2013	MAINTENANCE	IM	3,500,000	3,150,000	350,000	0
2014	UTILITIES	IM	200,000	180,000	20,000	0
2014	OPERATIONS	NHS	1,125,000	1,012,500	112,500	0
TOTAL			8,691,668	7,822,501	869,167	0

*This project is being adjusted to change the funding source for Operations in FY 2013 & FY 2014 from IM to NHS. The total project cost remains the same.



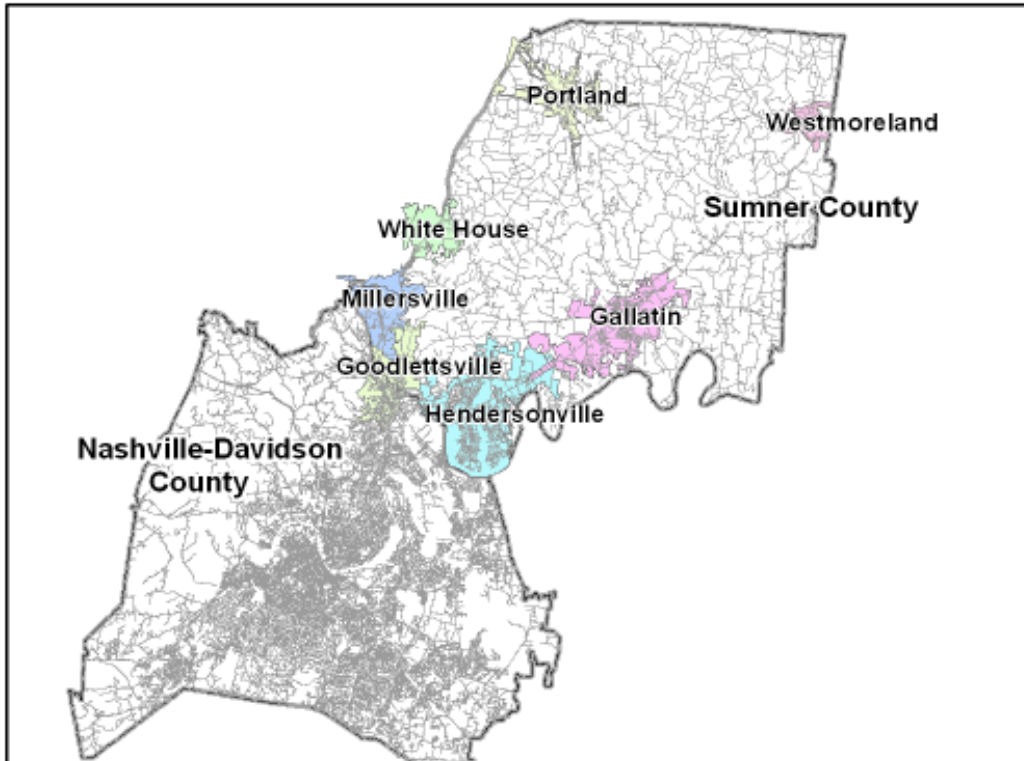
Nashville Area MPO Fiscal Years 2011-2015 Transportation Improvement Program

ORIGINAL

TIP #	<input type="text" value="2006-411"/>	TDOT PIN #	<input type="text"/>	Improvement Type	<input type="text" value="ITS"/>	Lead Agency	<input type="text" value="TDOT"/>
County	<input type="text" value="Davidson/Sumner"/>	Length	<input type="text"/> mi	RTP#	<input type="text" value="1087-281"/>	Conformity Status	<input type="text" value="Exempt"/>
Route/Project Name	<input type="text" value="ITS-Variou s"/>					Total Project Cost	<input type="text" value="\$8,691,668"/>
Termini or Intersection	<input type="text" value="Various ITS"/>						
Project Description	<input type="text" value="Operations & utilities/power/communication, maintenance, construction, etc."/>						

Fiscal Year	Type of Work	Funding Type	Total Funds	Fed Funds	State Funds	Local Funds
<input type="text" value="2011"/>	<input type="text" value="UTILITIES"/>	<input type="text" value="IM"/>	<input type="text" value="\$200,000"/>	<input type="text" value="\$180,000"/>	<input type="text" value="\$20,000"/>	<input type="text"/>
<input type="text" value="2011"/>	<input type="text" value="OPERATIONS"/>	<input type="text" value="IM"/>	<input type="text" value="\$800,000"/>	<input type="text" value="\$720,000"/>	<input type="text" value="\$80,000"/>	<input type="text"/>
<input type="text" value="2012"/>	<input type="text" value="UTILITIES"/>	<input type="text" value="IM"/>	<input type="text" value="\$200,000"/>	<input type="text" value="\$180,000"/>	<input type="text" value="\$20,000"/>	<input type="text"/>
<input type="text" value="2012"/>	<input type="text" value="OPERATIONS"/>	<input type="text" value="IM"/>	<input type="text" value="\$1,233,334"/>	<input type="text" value="\$1,110,001"/>	<input type="text" value="\$123,333"/>	<input type="text"/>

		Remarks	
Amendment 1 #	<input type="text"/>	Admin Modification 1#	<input type="text" value="2011-016"/>
Amended on	<input type="text"/>	Modified on	<input type="text" value="6/24/2011"/>
Amendment 2 #	<input type="text"/>	Admin Modification 2#	<input type="text"/>
Amended on	<input type="text"/>	Modified on	<input type="text"/>



This map is for illustrative purposes only. Drawings depict conceptual project corridors and areas, not approved alignments.



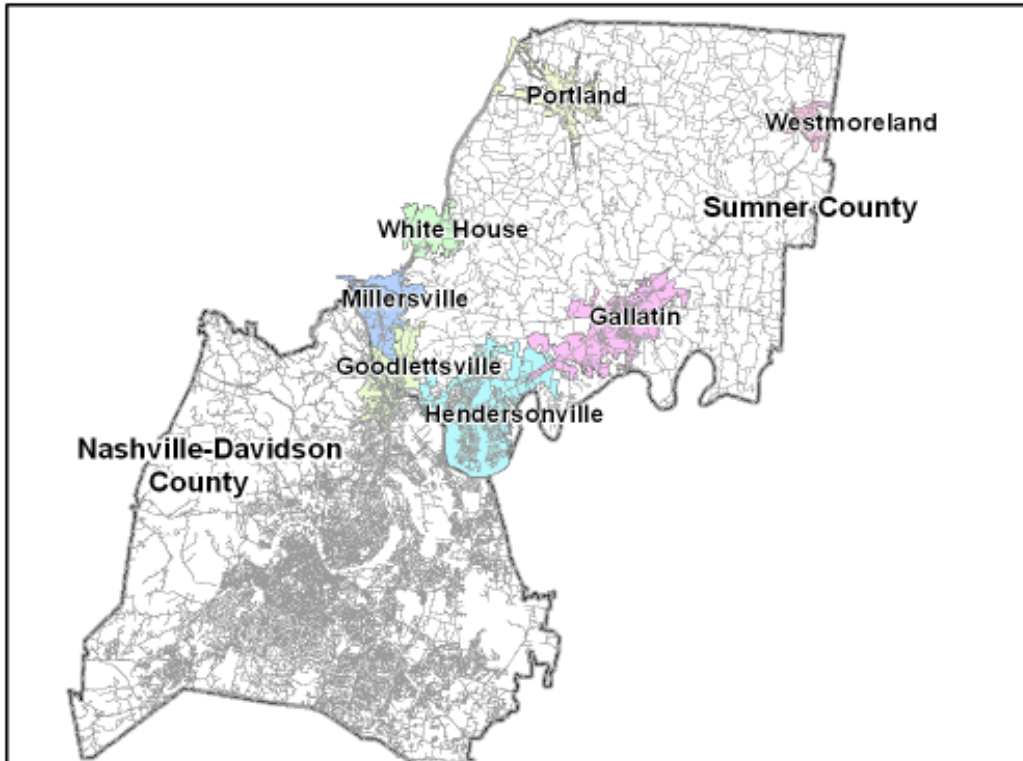
Nashville Area MPO Fiscal Years 2011-2015 Transportation Improvement Program

ORIGINAL

TIP #	<input type="text" value="2006-411b"/>	TDOT PIN #	<input type="text"/>	Improvement Type	<input type="text" value="ITS"/>	Lead Agency	<input type="text" value="TDOT"/>
County	<input type="text" value="Davidson/Sumner"/>	Length	<input type="text" value="0.0"/> mi	RTP#	<input type="text" value="1087-281"/>	Conformity Status	<input type="text" value="Exempt"/>
Route/Project Name	<input type="text" value="ITS-Variou s"/>					Total Project Cost	<input type="text" value="\$8,691,668"/>
Termini or Intersection	<input type="text" value="Various ITS"/>						
Project Description	<input type="text" value="Operations & utilities/power/communication, maintenance, construction, etc."/>						

Fiscal Year	Type of Work	Funding Type	Total Funds	Fed Funds	State Funds	Local Funds
<input type="text" value="2013"/>	<input type="text" value="UTILITIES"/>	<input type="text" value="IM"/>	<input type="text" value="\$200,000"/>	<input type="text" value="\$180,000"/>	<input type="text" value="\$20,000"/>	<input type="text"/>
<input type="text" value="2013"/>	<input type="text" value="OPERATIONS"/>	<input type="text" value="IM"/>	<input type="text" value="\$1,233,334"/>	<input type="text" value="\$1,110,001"/>	<input type="text" value="\$123,333"/>	<input type="text"/>
<input type="text" value="2013"/>	<input type="text" value="MAINTENANCE"/>	<input type="text" value="IM"/>	<input type="text" value="\$3,500,000"/>	<input type="text" value="\$3,150,000"/>	<input type="text" value="\$350,000"/>	<input type="text"/>
<input type="text" value="2014"/>	<input type="text" value="UTILITIES"/>	<input type="text" value="IM"/>	<input type="text" value="\$200,000"/>	<input type="text" value="\$180,000"/>	<input type="text" value="\$20,000"/>	<input type="text"/>

		Remarks	This is a continuation of project 2006-411. Due to database design, project was divided in three.	
Amendment 1 #	<input type="text"/>	Admin Modification 1#		<input type="text" value="2011-016"/>
Amended on	<input type="text"/>	Modified on		<input type="text" value="6/24/2011"/>
Amendment 2 #	<input type="text"/>	Admin Modification 2#		<input type="text"/>
Amended on	<input type="text"/>	Modified on		<input type="text"/>



This map is for illustrative purposes only. Drawings depict conceptual project corridors and areas, not approved alignments.



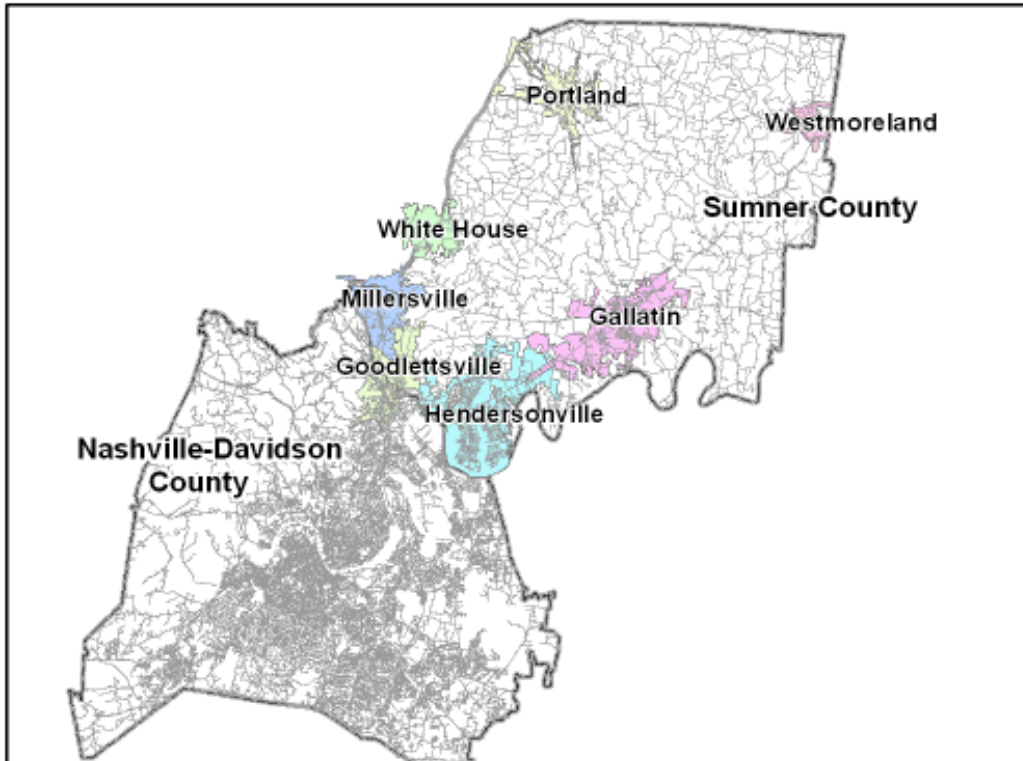
Nashville Area MPO Fiscal Years 2011-2015 Transportation Improvement Program

ORIGINAL

TIP #	<input type="text" value="2006-411c"/>	TDOT PIN #	<input type="text"/>	Improvement Type	<input type="text" value="ITS"/>	Lead Agency	<input type="text" value="TDOT"/>
County	<input type="text" value="Davidson/Sumner"/>	Length	<input type="text"/> mi	RTP#	<input type="text" value="1087-281"/>	Conformity Status	<input type="text" value="Exempt"/>
Route/Project Name	<input type="text" value="ITS-Variou s"/>					Total Project Cost	<input type="text" value="\$8,691,668"/>
Termini or Intersection	<input type="text" value="Various ITS"/>						
Project Description	<input type="text" value="Operations & utilities/power/communication, maintenance, construction, etc."/>						

Fiscal Year	Type of Work	Funding Type	Total Funds	Fed Funds	State Funds	Local Funds
<input type="text" value="2014"/>	<input type="text" value="OPERATIONS"/>	<input type="text" value="IM"/>	<input type="text" value="\$1,125,000"/>	<input type="text" value="\$1,012,500"/>	<input type="text" value="\$112,500"/>	<input type="text"/>
<input type="text"/>	<input type="text"/>	<input type="text"/>	<input type="text"/>	<input type="text"/>	<input type="text"/>	<input type="text"/>
<input type="text"/>	<input type="text"/>	<input type="text"/>	<input type="text"/>	<input type="text"/>	<input type="text"/>	<input type="text"/>
<input type="text"/>	<input type="text"/>	<input type="text"/>	<input type="text"/>	<input type="text"/>	<input type="text"/>	<input type="text"/>

		Remarks	This is a continuation of project 2006-411. Due to database design, project was divided in three.	
Amendment 1 #	<input type="text"/>	Admin Modification 1#		<input type="text" value="2011-016"/>
Amended on	<input type="text"/>	Modified on		<input type="text" value="6/24/2011"/>
Amendment 2 #	<input type="text"/>	Admin Modification 2#		<input type="text"/>
Amended on	<input type="text"/>	Modified on		<input type="text"/>



This map is for illustrative purposes only. Drawings depict conceptual project corridors and areas, not approved alignments.



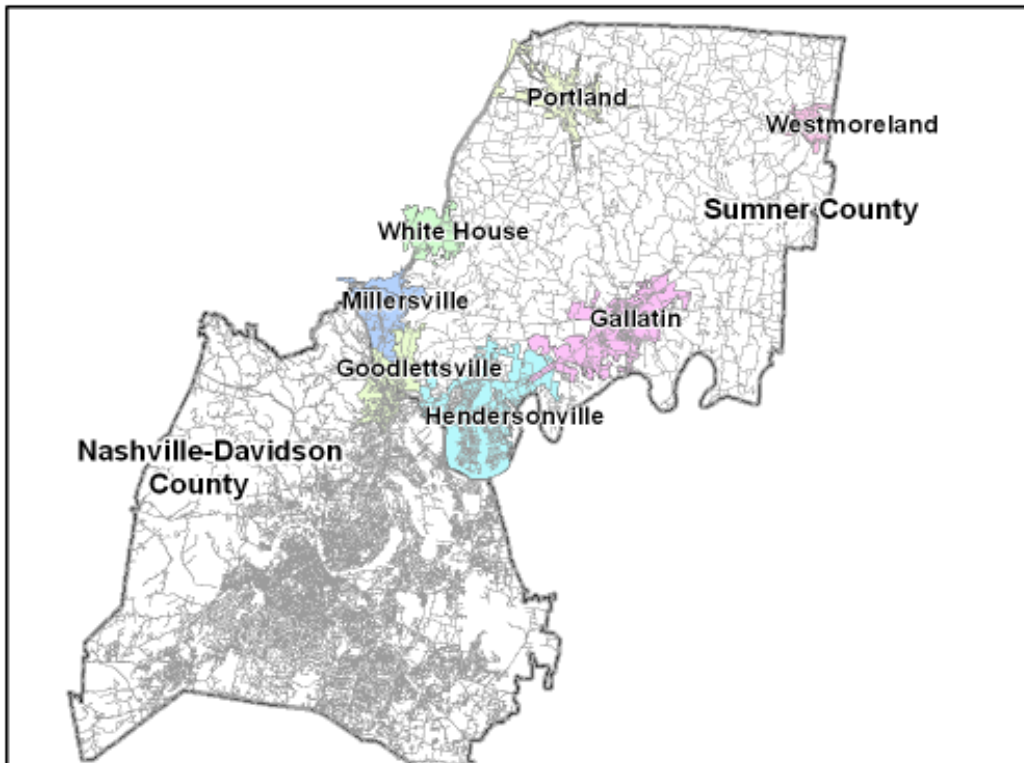
Nashville Area MPO Fiscal Years 2011-2015 Transportation Improvement Program

REVISED

TIP #	<input type="text" value="2006-411"/>	TDOT PIN #	<input type="text"/>	Improvement Type	<input type="text" value="ITS"/>	Lead Agency	<input type="text" value="TDOT"/>
County	<input type="text" value="Davidson/Sumner"/>	Length	<input type="text"/> mi	RTP#	<input type="text" value="1087-281"/>	Conformity Status	<input type="text" value="Exempt"/>
Route/Project Name	<input type="text" value="ITS-VariouS"/>					Total Project Cost	<input type="text" value="\$8,691,668"/>
Termini or Intersection	<input type="text" value="Various ITS"/>						
Project Description	<input type="text" value="Operations & utilities/power/communication, maintenance, construction, etc."/>						

Fiscal Year	Type of Work	Funding Type	Total Funds	Fed Funds	State Funds	Local Funds
<input type="text" value="2011"/>	<input type="text" value="UTILITIES"/>	<input type="text" value="IM"/>	<input type="text" value="\$200,000"/>	<input type="text" value="\$180,000"/>	<input type="text" value="\$20,000"/>	<input type="text"/>
<input type="text" value="2011"/>	<input type="text" value="OPERATIONS"/>	<input type="text" value="IM"/>	<input type="text" value="\$800,000"/>	<input type="text" value="\$720,000"/>	<input type="text" value="\$80,000"/>	<input type="text"/>
<input type="text" value="2012"/>	<input type="text" value="UTILITIES"/>	<input type="text" value="IM"/>	<input type="text" value="\$200,000"/>	<input type="text" value="\$180,000"/>	<input type="text" value="\$20,000"/>	<input type="text"/>
<input type="text" value="2012"/>	<input type="text" value="OPERATIONS"/>	<input type="text" value="IM"/>	<input type="text" value="\$1,233,334"/>	<input type="text" value="\$1,110,001"/>	<input type="text" value="\$123,333"/>	<input type="text"/>

		Remarks	
Amendment 1 #	<input type="text"/>	Admin Modification 1#	<input type="text" value="2011-016"/>
Amended on	<input type="text"/>	Modified on	<input type="text" value="6/24/2011"/>
Amendment 2 #	<input type="text"/>	Admin Modification 2#	<input type="text" value="2012-019"/>
Amended on	<input type="text"/>	Modified on	<input type="text" value="6/25/2012"/>



This map is for illustrative purposes only. Drawings depict conceptual project corridors and areas, not approved alignments.



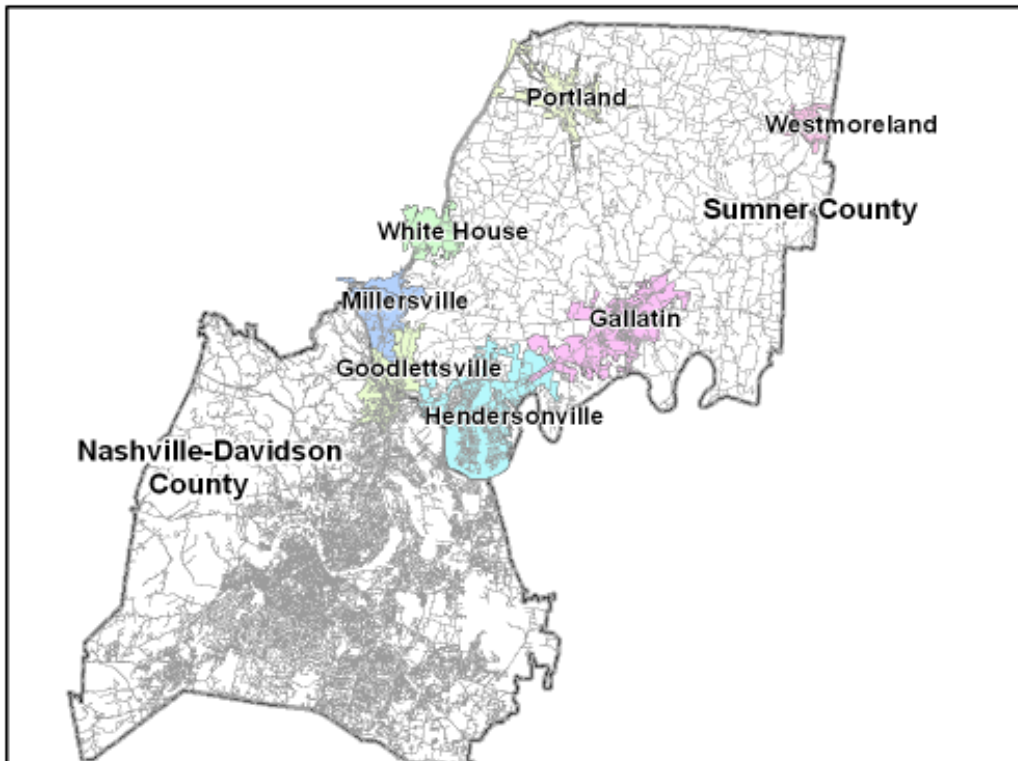
Nashville Area MPO Fiscal Years 2011-2015 Transportation Improvement Program

REVISED

TIP #	<input type="text" value="2006-411b"/>	TDOT PIN #	<input type="text"/>	Improvement Type	<input type="text" value="ITS"/>	Lead Agency	<input type="text" value="TDOT"/>
County	<input type="text" value="Davidson/Sumner"/>	Length	<input type="text" value="0.0"/> mi	RTP#	<input type="text" value="1087-281"/>	Conformity Status	<input type="text" value="Exempt"/>
Route/Project Name	<input type="text" value="ITS-Variou s"/>					Total Project Cost	<input type="text" value="\$8,691,668"/>
Termini or Intersection	<input type="text" value="Various ITS"/>						
Project Description	<input type="text" value="Operations & utilities/power/communication, maintenance, construction, etc."/>						

Fiscal Year	Type of Work	Funding Type	Total Funds	Fed Funds	State Funds	Local Funds
<input type="text" value="2013"/>	<input type="text" value="UTILITIES"/>	<input type="text" value="IM"/>	<input type="text" value="\$200,000"/>	<input type="text" value="\$180,000"/>	<input type="text" value="\$20,000"/>	<input type="text"/>
<input type="text" value="2013"/>	<input type="text" value="OPERATIONS"/>	<input type="text" value="NHS"/>	<input type="text" value="\$1,233,334"/>	<input type="text" value="\$1,110,001"/>	<input type="text" value="\$123,333"/>	<input type="text"/>
<input type="text" value="2013"/>	<input type="text" value="MAINTENANCE"/>	<input type="text" value="IM"/>	<input type="text" value="\$3,500,000"/>	<input type="text" value="\$3,150,000"/>	<input type="text" value="\$350,000"/>	<input type="text"/>
<input type="text" value="2014"/>	<input type="text" value="UTILITIES"/>	<input type="text" value="IM"/>	<input type="text" value="\$200,000"/>	<input type="text" value="\$180,000"/>	<input type="text" value="\$20,000"/>	<input type="text"/>

		Remarks	This is a continuation of project 2006-411. Due to database design, project was divided in three.	
Amendment 1 #	<input type="text"/>	Admin Modification 1#		<input type="text" value="2011-016"/>
Amended on	<input type="text"/>	Modified on		<input type="text" value="6/24/2011"/>
Amendment 2 #	<input type="text"/>	Admin Modification 2#		<input type="text" value="2012-019"/>
Amended on	<input type="text"/>	Modified on		<input type="text" value="6/25/2012"/>



This map is for illustrative purposes only. Drawings depict conceptual project corridors and areas, not approved alignments.



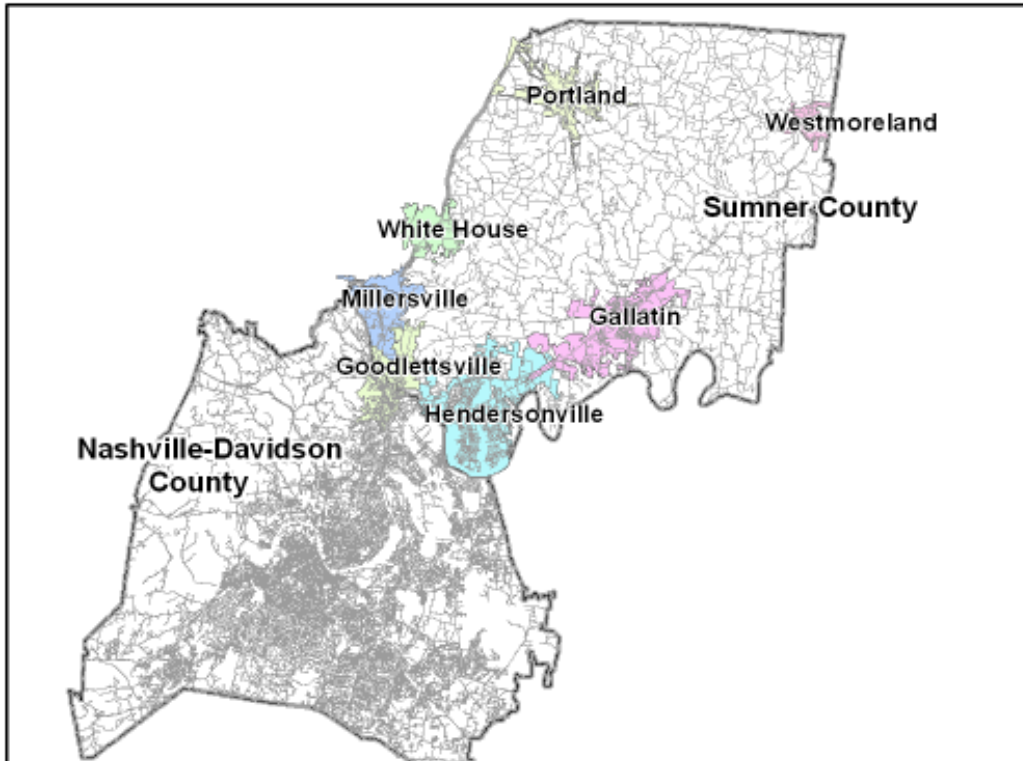
Nashville Area MPO Fiscal Years 2011-2015 Transportation Improvement Program

REVISED

TIP #	<input type="text" value="2006-411c"/>	TDOT PIN #	<input type="text"/>	Improvement Type	<input type="text" value="ITS"/>	Lead Agency	<input type="text" value="TDOT"/>
County	<input type="text" value="Davidson/Sumner"/>	Length	<input type="text"/> mi	RTP#	<input type="text" value="1087-281"/>	Conformity Status	<input type="text" value="Exempt"/>
Route/Project Name	<input type="text" value="ITS-VariouS"/>					Total Project Cost	<input type="text" value="\$8,691,668"/>
Termini or Intersection	<input type="text" value="Various ITS"/>						
Project Description	<input type="text" value="Operations & utilities/power/communication, maintenance, construction, etc."/>						

Fiscal Year	Type of Work	Funding Type	Total Funds	Fed Funds	State Funds	Local Funds
<input type="text" value="2014"/>	<input type="text" value="OPERATIONS"/>	<input type="text" value="NHS"/>	<input type="text" value="\$1,125,000"/>	<input type="text" value="\$1,012,500"/>	<input type="text" value="\$112,500"/>	<input type="text"/>
<input type="text"/>	<input type="text"/>	<input type="text"/>	<input type="text"/>	<input type="text"/>	<input type="text"/>	<input type="text"/>
<input type="text"/>	<input type="text"/>	<input type="text"/>	<input type="text"/>	<input type="text"/>	<input type="text"/>	<input type="text"/>
<input type="text"/>	<input type="text"/>	<input type="text"/>	<input type="text"/>	<input type="text"/>	<input type="text"/>	<input type="text"/>

		Remarks	This is a continuation of project 2006-411. Due to database design, project was divided in three.	
Amendment 1 #	<input type="text"/>	Admin Modification 1#		<input type="text" value="2011-016"/>
Amended on	<input type="text"/>	Modified on		<input type="text" value="6/24/2011"/>
Amendment 2 #	<input type="text"/>	Admin Modification 2#		<input type="text" value="2012-019"/>
Amended on	<input type="text"/>	Modified on		<input type="text" value="6/25/2012"/>



This map is for illustrative purposes only. Drawings depict conceptual project corridors and areas, not approved alignments.

This page intentionally left blank

NASHVILLE AREA MPO



NASHVILLE AREA

Metropolitan Planning Organization

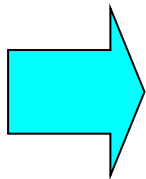
**Administrative Modification to The Fiscal Years 2011-2015
Transportation Improvement Program**

Administrative Modification #: 2012-020
TIP Number: 2008-89-091

FROM:

TIP# 2008-89-091						
Jurisdiction:		TDOT				
Project:		Freeway Safety Service Patrol Bucket				
Termini:		Regionwide - Nashville Area MPO				
Description:		Operation of Motorist Assistance Service				
FY	Work	Funding	Total	Fed	State	Local
2011	OPERATIONS	STP	2,512,928	2,010,342	502,586	0
2012	OPERATIONS	STP	2,591,460	2,073,168	518,292	0
2013	OPERATIONS	STP	2,850,600	2,280,480	570,120	0
2014	OPERATIONS	STP	3,135,600	2,508,480	627,120	0
TOTAL			11,090,588	8,872,470	2,218,118	0

TO:



TIP# 2008-89-091						
Jurisdiction:		TDOT				
Project:		Freeway Safety Service Patrol Bucket				
Termini:		Regionwide - Nashville Area MPO				
Description:		Operation of Motorist Assistance Service				
FY	Work	Funding	Total	Fed	State	Local
2011	OPERATIONS	STP	2,512,928	2,010,342	502,586	0
2012	OPERATIONS	STP	2,591,460	2,073,168	518,292	0
2013	OPERATIONS	NHS	2,850,600	2,280,480	570,120	0
2014	OPERATIONS	NHS	3,135,600	2,508,480	627,120	0
TOTAL			11,090,588	8,872,470	2,218,118	0

*This project is being modified to change the funding source for Operations in FY 2013 and FY 2014 from STP to NHS. The total project cost remains the same.



Nashville Area MPO Fiscal Years 2011-2015 Transportation Improvement Program

ORIGINAL

TIP #	<input type="text" value="2008-89-091"/>	TDOT PIN #	<input type="text"/>	Improvement Type	<input type="text" value="Safety"/>	Lead Agency	<input type="text" value="TDOT"/>
County	<input type="text" value="Regional"/>	Length	<input type="text" value="0.0"/> mi	RTP#	<input type="text" value="1089-902"/>	Conformity Status	<input type="text" value="Exempt"/>
Route/Project Name	<input type="text" value="Freeway Safety Service Patrol Bucket"/>					Total Project Cost	<input type="text" value="\$11,090,588"/>
Termini or Intersection	<input type="text" value="Regionwide - Nashville Area MPO"/>						
Project Description	<input type="text" value="Operation of Motorist Assistance Service"/>						

Fiscal Year	Type of Work	Funding Type	Total Funds	Fed Funds	State Funds	Local Funds
<input type="text" value="2011"/>	<input type="text" value="OPERATIONS"/>	<input type="text" value="STP"/>	<input type="text" value="\$2,512,928"/>	<input type="text" value="\$2,010,342"/>	<input type="text" value="\$502,586"/>	<input type="text"/>
<input type="text" value="2012"/>	<input type="text" value="OPERATIONS"/>	<input type="text" value="STP"/>	<input type="text" value="\$2,591,460"/>	<input type="text" value="\$2,073,168"/>	<input type="text" value="\$518,292"/>	<input type="text"/>
<input type="text" value="2013"/>	<input type="text" value="OPERATIONS"/>	<input type="text" value="STP"/>	<input type="text" value="\$2,850,600"/>	<input type="text" value="\$2,280,480"/>	<input type="text" value="\$570,120"/>	<input type="text"/>
<input type="text" value="2014"/>	<input type="text" value="OPERATIONS"/>	<input type="text" value="STP"/>	<input type="text" value="\$3,135,600"/>	<input type="text" value="\$2,508,480"/>	<input type="text" value="\$627,120"/>	<input type="text"/>

			Remarks	
Amendment 1 #	<input type="text"/>	Admin Modification 1#	<input type="text"/>	
Amended on	<input type="text"/>	Modified on	<input type="text"/>	
Amendment 2 #	<input type="text"/>	Admin Modification 2#	<input type="text"/>	
Amended on	<input type="text"/>	Modified on	<input type="text"/>	



This map is for illustrative purposes only. Drawings depict conceptual project corridors and areas, not approved alignments.



Nashville Area MPO Fiscal Years 2011-2015 Transportation Improvement Program

REVISED

TIP #	<input type="text" value="2008-89-091"/>	TDOT PIN #	<input type="text"/>	Improvement Type	<input type="text" value="Safety"/>	Lead Agency	<input type="text" value="TDOT"/>
County	<input type="text" value="Regional"/>	Length	<input type="text" value="0.0"/> mi	RTP#	<input type="text" value="1089-902"/>	Conformity Status	<input type="text" value="Exempt"/>
Route/Project Name	<input type="text" value="Freeway Safety Service Patrol Bucket"/>					Total Project Cost	<input type="text" value="\$11,090,588"/>
Termini or Intersection	<input type="text" value="Regionwide - Nashville Area MPO"/>						
Project Description	<input type="text" value="Operation of Motorist Assistance Service"/>						

Fiscal Year	Type of Work	Funding Type	Total Funds	Fed Funds	State Funds	Local Funds
<input type="text" value="2011"/>	<input type="text" value="OPERATIONS"/>	<input type="text" value="STP"/>	<input type="text" value="\$2,512,928"/>	<input type="text" value="\$2,010,342"/>	<input type="text" value="\$502,586"/>	<input type="text"/>
<input type="text" value="2012"/>	<input type="text" value="OPERATIONS"/>	<input type="text" value="STP"/>	<input type="text" value="\$2,591,460"/>	<input type="text" value="\$2,073,168"/>	<input type="text" value="\$518,292"/>	<input type="text"/>
<input type="text" value="2013"/>	<input type="text" value="OPERATIONS"/>	<input type="text" value="NHS"/>	<input type="text" value="\$2,850,600"/>	<input type="text" value="\$2,280,480"/>	<input type="text" value="\$570,120"/>	<input type="text"/>
<input type="text" value="2014"/>	<input type="text" value="OPERATIONS"/>	<input type="text" value="NHS"/>	<input type="text" value="\$3,135,600"/>	<input type="text" value="\$2,508,480"/>	<input type="text" value="\$627,120"/>	<input type="text"/>

		Remarks		
Amendment 1 #	<input type="text"/>	Admin Modification 1#	<input type="text" value="2012-020"/>	
Amended on	<input type="text"/>	Modified on	<input type="text" value="6/25/2012"/>	
Amendment 2 #	<input type="text"/>	Admin Modification 2#	<input type="text"/>	
Amended on	<input type="text"/>	Modified on	<input type="text"/>	



This map is for illustrative purposes only. Drawings depict conceptual project corridors and areas, not approved alignments.

This page intentionally left blank



**Administrative Modification to The Fiscal Years 2011-2015
Transportation Improvement Program**

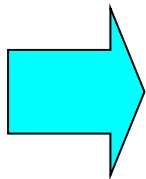
Administrative Modification #: 2012-021

TIP Number: 2004-066

FROM:

TIP# 2004-066						
Jurisdiction:		TDOT				
Project:		I-65/I-24				
Termini:		From Trinity Lane to Dickerson Road				
Description:		Rehabilitate concrete slabs & widen 6/8 lanes to 8/10 lanes, construct noise barrier walls from Trinity Lane to Dickerson Road.				
FY	Work	Funding	Total	Fed	State	Local
2011	UTILITIES	IM	300,000	270,000	30,000	0
2012	CONST	IM	21,883,000	19,694,700	2,188,300	0
2012	CONST	NHS	19,596,000	15,676,800	3,919,200	0
2012	CONST	IMD	4,687,500	3,750,000	937,500	0
TOTAL			46,466,500	39,391,500	7,075,000	0

TO:



TIP# 2004-066						
Jurisdiction:		TDOT				
Project:		I-65/I-24				
Termini:		From Trinity Lane to Dickerson Road				
Description:		Rehabilitate concrete slabs & widen 6/8 lanes to 8/10 lanes, construct noise barrier walls from Trinity Lane to Dickerson Road.				
FY	Work	Funding	Total	Fed	State	Local
2011	UTILITIES	IM	300,000	270,000	30,000	0
2012	CONST	IM	25,596,000	23,036,400	2,559,600	0
2012	CONST	NHS	23,716,500	18,973,200	4,743,300	0
2012	CONST	IMD	4,687,500	3,750,000	937,500	0
TOTAL			54,300,000	46,029,600	8,270,400	0

*This project is being modified to increase IM funds for CONST in FY2012 by \$3,341,700 (federal share) and increase NHS funds for CONST in FY 2012 by \$3,296,400 (federal share).



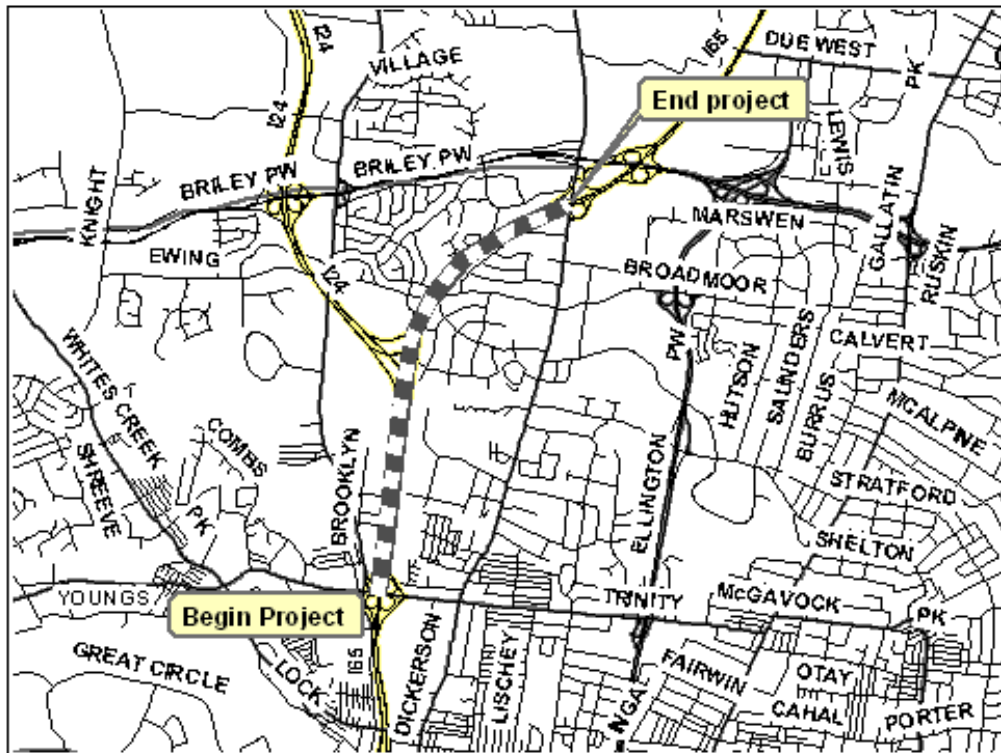
Nashville Area MPO Fiscal Years 2011-2015 Transportation Improvement Program

ORIGINAL

TIP #	2004-066	TDOT PIN #	102488.06	Improvement Type	Road Widening	Lead Agency	TDOT
County	Davidson	Length	1.5 mi	RTP#	1012-229	Conformity Status	Non-Exempt
Route/Project Name	I-65/I-24			Total Project Cost	\$46,466,500		
Termini or Intersection	Trinity Lane to Dickerson Road						
Project Description	Rehabilitate concrete slabs & widen 6/8 lanes to 8/10 lanes, construct noise barrier walls from Trinity Lane to Dickerson Road						

Fiscal Year	Type of Work	Funding Type	Total Funds	Fed Funds	State Funds	Local Funds
2011	UTILITIES	IM	\$300,000	\$270,000	\$30,000	
2012	CONST	IM	\$21,883,000	\$19,694,700	\$2,188,300	
2012	CONST	NHS	\$19,596,000	\$15,676,800	\$3,750,000	
2012	CONST	IMD	\$4,687,500	\$3,750,000	\$937,500	

		Remarks	
Amendment 1 #	2012-004	Admin Modification 1#	2011-027
Amended on	12/14/2011	Modified on	8/10/2011
Amendment 2 #		Admin Modification 2#	2012-017
Amended on		Modified on	5/25/2012



This map is for illustrative purposes only. Drawings depict conceptual project corridors and areas, not approved alignments.



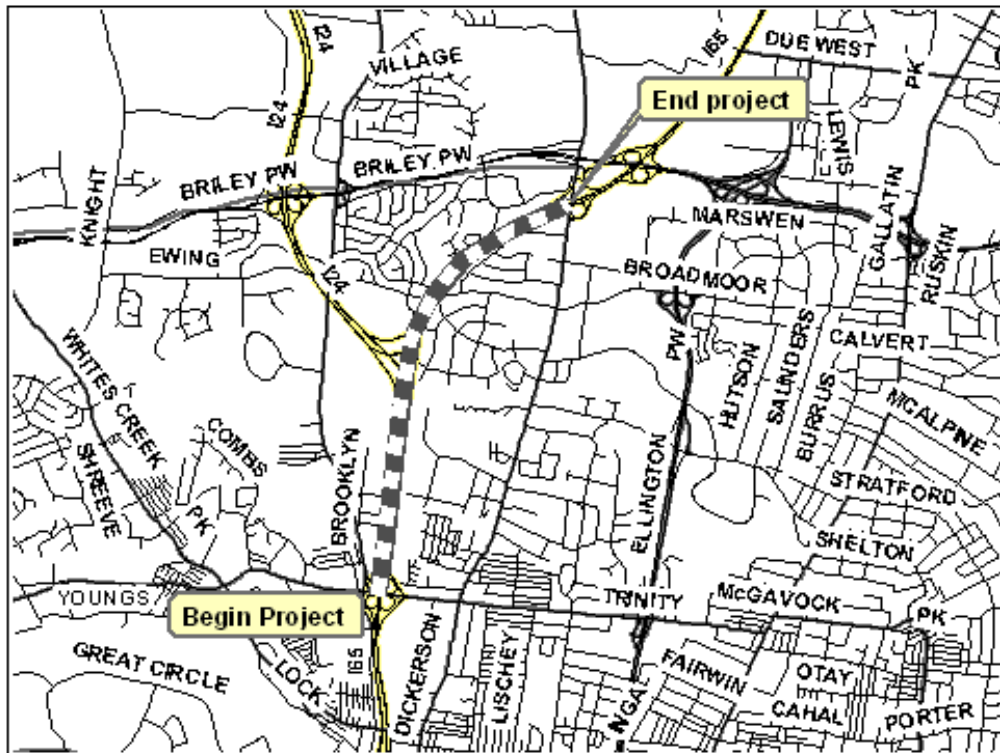
Nashville Area MPO Fiscal Years 2011-2015 Transportation Improvement Program

REVISED

TIP #	2004-066	TDOT PIN #	102488.06	Improvement Type	Road Widening	Lead Agency	TDOT
County	Davidson	Length	1.5 mi	RTP#	1012-229	Conformity Status	Non-Exempt
Route/Project Name	I-65/I-24			Total Project Cost	\$54,300,000		
Termini or Intersection	Trinity Lane to Dickerson Road						
Project Description	Rehabilitate concrete slabs & widen 6/8 lanes to 8/10 lanes, construct noise barrier walls from Trinity Lane to Dickerson Road						

Fiscal Year	Type of Work	Funding Type	Total Funds	Fed Funds	State Funds	Local Funds
2011	UTILITIES	IM	\$300,000	\$270,000	\$30,000	
2012	CONST	IM	\$25,596,000	\$23,036,400	\$2,559,600	
2012	CONST	NHS	\$23,716,500	\$18,973,200	\$4,743,300	
2012	CONST	IMD	\$4,687,500	\$3,750,000	\$937,500	

		Remarks	
Amendment 1 #	2012-004	Admin Modification 1#	2012-017
Amended on	12/14/2011	Modified on	5/25/2012
Amendment 2 #		Admin Modification 2#	2012-021
Amended on		Modified on	6/25/2012



This map is for illustrative purposes only. Drawings depict conceptual project corridors and areas, not approved alignments.

This page intentionally left blank

**Nashville Area MPO
Transportation Improvement Program
FYs 2011 through 2015**

Funding Tables, Before June 25, 2012 Administrative Modifications

Table 3. FYs 2011-2015 TDOT Program Funds

Grant Program	FY 2011	FY 2012	FY 2013	FY 2014	FY 2015	TOTAL
Total Amount Programmed*	\$ 320,060,504	\$ 220,339,591	\$ 105,328,918	\$ 22,876,729	\$ 431,250	\$ 669,036,992
BRR-L (Bridge Replacement & Rehabilitation - Local)	\$ 408,000	\$ 2,808,000	\$ 408,000	\$ 408,000	\$ -	\$ 4,032,000
BRR-S (Bridge Replacement & Rehabilitation - State)	\$ 23,467,099	\$ 3,240,000	\$ 3,240,000	\$ 3,240,000	\$ -	\$ 33,187,099
CMAQ (Congestion Mitigation Air Quality)	\$ 10,803,043	\$ 8,751,445	\$ 6,279,300	\$ 3,024,000	\$ -	\$ 28,857,788
DEMO (Section 115 Demonstration Program)	\$ 354,172	\$ -	\$ -	\$ -	\$ -	\$ 354,172
ENH (Enhancement Grants)	\$ 4,587,871	\$ 7,124,993	\$ 3,000,526	\$ 2,000,000	\$ -	\$ 16,713,390
HPP (High Priority Projects)	\$ 14,620,467	\$ 7,025,042	\$ 6,716,350	\$ 844,800	\$ -	\$ 29,206,659
HSIP (Highway Safety Improvement Program)	\$ 7,740,000	\$ 2,700,000	\$ 1,800,000	\$ 1,800,000	\$ -	\$ 14,040,000
H-STP (STP Set Aside for Hazard Elimination)	\$ -	\$ 100,000	\$ -	\$ -	\$ -	\$ 100,000
IM (Interstate Maintenance)	\$ 113,665,050	\$ 43,651,062	\$ 51,105,001	\$ 1,597,500	\$ -	\$ 210,018,613
IMD (Interstate Maintenance Discretionary)	\$ -	\$ 3,750,000	\$ -	\$ -	\$ -	\$ 3,750,000
ITS (Intelligent Transportation Systems)	\$ 1,891,073	\$ -	\$ -	\$ -	\$ -	\$ 1,891,073
NHS (National Highway System)	\$ 1,760,000	\$ 17,810,134	\$ 10,320,000	\$ 800,000	\$ -	\$ 30,690,134
NSBP (National Scenic Byways Program)	\$ 276,644	\$ 266,698	\$ -	\$ -	\$ -	\$ 543,342
PLHD (Public Lands Highways)	\$ 4,023,107	\$ -	\$ -	\$ -	\$ -	\$ 4,023,107
SRTS (Safe Routes to School)	\$ 850,000	\$ 850,000	\$ 850,000	\$ 850,000	\$ -	\$ 3,400,000
STP (State Surface Transportation Program)	\$ 55,721,742	\$ 55,632,736	\$ 4,000,480	\$ 3,428,480	\$ -	\$ 118,783,438
STP-S (STP Set Aside for Safety Improvements)	\$ -	\$ -	\$ 266,400	\$ -	\$ -	\$ 266,400
State Funds (includes matching funds)	\$ 79,892,236	\$ 66,629,481	\$ 17,342,861	\$ 4,883,949	\$ 431,250	\$ 169,179,777

*Funds are programmed only if corresponding revenue is anticipated by TDOT.

Table 4. FYs 2011-2015 MPO Funds: FHWA Grant Revenues

Grant Program	Opening Balance*	FY 2011 Allocation	FY 2012 Allocation	FY 2013 Allocation	FY 2014 Allocation	FY 2015 Allocation	Total Revenue
Total Revenue	\$ 77,766,914	\$ 16,857,134	\$ 18,392,959	\$ 18,335,997	\$ 19,987,190	\$ 20,586,805	\$ 171,926,999
STP Nash-Davidson UZA	\$ 63,059,849	\$ 14,972,607	\$ 15,421,785	\$ 15,884,439	\$ 16,360,972	\$ 16,851,801	\$ 142,551,453
STP Murfreesboro UZA	\$ 10,302,617	\$ 1,867,309	\$ 2,823,674	\$ 2,451,558	\$ 2,525,105	\$ 2,600,858	\$ 22,571,122
STP Lebanon**	\$ 1,389,339	\$ 17,218	\$ 147,500	\$ -	\$ 347,335	\$ 357,755	\$ 2,259,147
STP Spring Hill**	\$ 1,313,746	\$ -	\$ -	\$ -	\$ 328,437	\$ 338,290	\$ 1,980,472
STP Fairview**	\$ 486,114	\$ -	\$ -	\$ -	\$ 121,529	\$ 125,174	\$ 732,817
STP Portland**	\$ 612,637	\$ -	\$ -	\$ -	\$ 153,159	\$ 157,754	\$ 923,550
STP White House**	\$ 602,612	\$ -	\$ -	\$ -	\$ 150,653	\$ 155,173	\$ 908,438

**Opening balance includes unobligated funds from prior years. **Local Urban Area STP for communities 5,000 to 50,000 in population is allocated by TDOT in four-year cycles.*

Table 5. FYs 2011-2015 MPO Funds: FHWA Grant Expenditures

Grant Program	FY 2011	FY 2012	FY 2013	FY 2014	FY 2015	TOTAL
Total Amount Programmed	\$ 81,780,644	\$ 13,529,788	\$ 7,398,400	\$ 3,876,000	\$ 1,500,000	\$ 108,084,832
STP Nash-Davidson UZA	\$ 72,617,242	\$ 9,113,847	\$ 660,000	\$ 500,000	\$ 1,500,000	\$ 84,391,089
STP Murfreesboro UZA	\$ 6,566,400	\$ 3,351,520	\$ 6,738,400	\$ 2,720,000	\$ -	\$ 19,376,320
STP Lebanon	\$ 160,200	\$ 1,064,421	\$ -	\$ 656,000	\$ -	\$ 1,880,621
STP Spring Hill	\$ 1,135,966	\$ -	\$ -	\$ -	\$ -	\$ 1,135,966
STP Fairview	\$ 184,514	\$ -	\$ -	\$ -	\$ -	\$ 184,514
STP Portland	\$ 545,110	\$ -	\$ -	\$ -	\$ -	\$ 545,110
STP White House	\$ 571,212	\$ -	\$ -	\$ -	\$ -	\$ 571,212

Table 6. FYs 2011-2015 MPO Funds: FHWA Unprogrammed Revenues

Grant Program	FY 2011	FY 2012	FY 2013	FY 2014	FY 2015
Remaining Balance*	\$ 12,843,404	\$ 17,706,575	\$ 28,644,172	\$ 45,027,986	\$ 64,114,790
STP Nash-Davidson UZA	\$ 5,415,214	\$ 11,723,152	\$ 26,947,591	\$ 42,808,563	\$ 58,160,364
STP Murfreesboro UZA	\$ 5,603,526	\$ 5,075,680	\$ 788,838	\$ 593,943	\$ 3,194,801
STP Lebanon	\$ 1,246,357	\$ 329,436	\$ 329,436	\$ 20,771	\$ 378,526
STP Spring Hill	\$ 177,780	\$ 177,780	\$ 177,780	\$ 506,217	\$ 844,506
STP Fairview	\$ 301,600	\$ 301,600	\$ 301,600	\$ 423,129	\$ 548,303
STP Portland	\$ 67,527	\$ 67,527	\$ 67,527	\$ 493,310	\$ 651,064
STP White House	\$ 31,400	\$ 31,400	\$ 31,400	\$ 182,053	\$ 337,226

* Annual cumulative balance.

Table 7. FYs 2011-2015 MPO Funds: FHWA Construction Reserves & Balances

Grant Program	FY 2011 to FY 2015
STP Nash-Davidson UZA Unprogrammed Funds	\$ 58,160,364
STP Nash-Davidson UZA Construction Reserve	\$ 57,301,519
STP Nash-Davidson UZA Remaining Balance	\$ 858,845
STP Murfreesboro UZA Unprogrammed Funds	\$ 3,194,801
STP Murfreesboro UZA Construction Reserve	\$ 920,000
STP Murfreesboro UZA Remaining Balance	\$ 2,274,801

Table 8. FYs 2011-2015 MPO Funds: FTA Grant Revenues

Grant Program	Opening Balance*	FY 2011 Allocation	FY 2012 Allocation	FY 2013 Allocation	FY 2014 Allocation	FY 2015 Allocation	Total Revenue
Total Revenue	\$ 4,987,386	\$ 16,886,836	\$ 20,239,944	\$ 18,888,335	\$ 19,457,185	\$ 20,040,901	\$ 100,500,587
5307 Nash-Davidson UZA	\$ -	\$ 11,683,802	\$ 17,405,266	\$ 16,000,000	\$ 16,480,000	\$ 16,974,400	\$ 78,543,468
5307 Murfreesboro UZA	\$ 4,000,000	\$ 2,006,160	\$ 2,066,345	\$ 2,128,335	\$ 2,192,185	\$ 2,257,951	\$ 14,650,976
5316 Nash-Davidson UZA	\$ 539,887	\$ 440,113	\$ 455,000	\$ 470,000	\$ 485,000	\$ 499,550	\$ 2,889,550
5317 Nash-Davidson UZA	\$ 378,086	\$ 272,461	\$ 313,333	\$ 290,000	\$ 300,000	\$ 309,000	\$ 1,862,880
5309 Capital Investments	\$ 69,413	\$ 1,304,300	\$ -	\$ -	\$ -	\$ -	\$ 1,373,713
5339 Alternative Analysis	\$ -	\$ 1,180,000	\$ -	\$ -	\$ -	\$ -	\$ 1,180,000

*Opening balance includes unobligated funds from prior years.

Table 9. FYs 2011-2015 MPO Funds: FTA Grant Expenditures

Grant Program	FY 2011	FY 2012	FY 2013	FY 2014	FY 2015	TOTAL
Total Amount Programmed	\$ 20,666,120	\$ 19,454,170	\$ 15,724,643	\$ 16,873,850	\$ 3,450,000	\$ 76,168,783
5307 Nash-Davidson UZA	\$ 11,676,110	\$ 17,004,112	\$ 13,397,265	\$ 14,474,451	\$ 3,450,000	\$ 59,761,938
5307 Murfreesboro UZA	\$ 4,805,750	\$ 1,681,725	\$ 1,567,378	\$ 1,614,399	\$ -	\$ 9,669,252
5316 Nash-Davidson UZA	\$ 980,000	\$ 455,000	\$ 470,000	\$ 485,000	\$ -	\$ 2,390,000
5317 Nash-Davidson UZA	\$ 650,547	\$ 313,333	\$ 290,000	\$ 300,000	\$ -	\$ 1,553,880
5309 Capital Investments	\$ 1,373,713	\$ -	\$ -	\$ -	\$ -	\$ 1,373,713
5339 Alternative Analysis	\$ 1,180,000	\$ -	\$ -	\$ -	\$ -	\$ 1,180,000

Table 10. FYs 2011-2015 MPO Funds: FTA Unprogrammed Revenues

Grant Program	FY 2011	FY 2012	FY 2013	FY 2014	FY 2015
Remaining Balance*	\$ 1,208,102	\$ 1,993,876	\$ 5,157,568	\$ 7,740,903	\$ 24,331,804
5307 Nash-Davidson UZA	\$ 7,692	\$ 408,846	\$ 3,011,581	\$ 5,017,130	\$ 18,541,530
5307 Murfreesboro UZA	\$ 1,200,410	\$ 1,585,030	\$ 2,145,987	\$ 2,723,773	\$ 4,981,723
5316 Nash-Davidson UZA	\$ -	\$ -	\$ -	\$ -	\$ 499,550
5317 Nash-Davidson UZA	\$ -	\$ -	\$ -	\$ -	\$ 309,000
5309 Capital Investments	\$ -	\$ -	\$ -	\$ -	\$ -
5339 Alternative Analysis	\$ -	\$ -	\$ -	\$ -	\$ -

* Annual cumulative balance.

This page intentionally left blank

REVISED

**Nashville Area MPO
Transportation Improvement Program
FYs 2011 through 2015**

Funding Tables, After June 25, 2012 Administrative Modifications

Table 3. FYs 2011-2015 TDOT Program Funds

Grant Program	FY 2011	FY 2012	FY 2013	FY 2014	FY 2015	TOTAL
Total Amount Programmed*	\$ 320,060,504	\$ 228,473,091	\$ 102,478,318	\$ 22,876,729	\$ 431,250	\$ 674,319,892
BRR-L (Bridge Replacement & Rehabilitation - Local)	\$ 408,000	\$ 2,808,000	\$ 408,000	\$ 408,000	\$ -	\$ 4,032,000
BRR-S (Bridge Replacement & Rehabilitation - State)	\$ 23,467,099	\$ 3,240,000	\$ 3,240,000	\$ 3,240,000	\$ -	\$ 33,187,099
CMAQ (Congestion Mitigation Air Quality)	\$ 10,803,043	\$ 8,751,445	\$ 6,279,300	\$ 3,024,000	\$ -	\$ 28,857,788
DEMO (Section 115 Demonstration Program)	\$ 354,172	\$ -	\$ -	\$ -	\$ -	\$ 354,172
ENH (Enhancement Grants)	\$ 4,587,871	\$ 7,124,993	\$ 3,000,526	\$ 2,000,000	\$ -	\$ 16,713,390
HPP (High Priority Projects)	\$ 14,620,467	\$ 7,025,042	\$ 6,716,350	\$ 844,800	\$ -	\$ 29,206,659
HSIP (Highway Safety Improvement Program)	\$ 7,740,000	\$ 2,700,000	\$ 1,800,000	\$ 1,800,000	\$ -	\$ 14,040,000
H-STP (STP Set Aside for Hazard Elimination)	\$ -	\$ 100,000	\$ -	\$ -	\$ -	\$ 100,000
IM (Interstate Maintenance)	\$ 113,665,050	\$ 50,289,162	\$ 49,995,000	\$ 585,000	\$ -	\$ 214,534,212
IMD (Interstate Maintenance Discretionary)	\$ -	\$ 3,750,000	\$ -	\$ -	\$ -	\$ 3,750,000
ITS (Intelligent Transportation Systems)	\$ 1,891,073	\$ -	\$ -	\$ -	\$ -	\$ 1,891,073
NHS (National Highway System)	\$ 1,760,000	\$ 17,810,134	\$ 11,430,001	\$ 4,320,980	\$ -	\$ 35,321,115
NSBP (National Scenic Byways Program)	\$ 276,644	\$ 266,698	\$ -	\$ -	\$ -	\$ 543,342
PLHD (Public Lands Highways)	\$ 4,023,107	\$ -	\$ -	\$ -	\$ -	\$ 4,023,107
SRTS (Safe Routes to School)	\$ 850,000	\$ 850,000	\$ 850,000	\$ 850,000	\$ -	\$ 3,400,000
STP (State Surface Transportation Program)	\$ 55,721,742	\$ 55,872,736	\$ 1,720,000	\$ 920,000	\$ -	\$ 114,234,478
STP-S (STP Set Aside for Safety Improvements)	\$ -	\$ -	\$ 266,400	\$ -	\$ -	\$ 266,400
State Funds (includes matching funds)	\$ 79,892,236	\$ 67,884,881	\$ 16,772,741	\$ 4,883,949	\$ 431,250	\$ 169,865,057

*Funds are programmed only if corresponding revenue is anticipated by TDOT.

REVISED

Table 4. FYs 2011-2015 MPO Funds: FHWA Grant Revenues

Grant Program	Opening Balance*	FY 2011 Allocation	FY 2012 Allocation	FY 2013 Allocation	FY 2014 Allocation	FY 2015 Allocation	Total Revenue
Total Revenue	\$ 77,766,914	\$ 16,857,134	\$ 18,392,959	\$ 18,335,997	\$ 19,987,190	\$ 20,586,805	\$ 171,926,999
STP Nash-Davidson UZA	\$ 63,059,849	\$ 14,972,607	\$ 15,421,785	\$ 15,884,439	\$ 16,360,972	\$ 16,851,801	\$ 142,551,453
STP Murfreesboro UZA	\$ 10,302,617	\$ 1,867,309	\$ 2,823,674	\$ 2,451,558	\$ 2,525,105	\$ 2,600,858	\$ 22,571,122
STP Lebanon**	\$ 1,389,339	\$ 17,218	\$ 147,500	\$ -	\$ 347,335	\$ 357,755	\$ 2,259,147
STP Spring Hill**	\$ 1,313,746	\$ -	\$ -	\$ -	\$ 328,437	\$ 338,290	\$ 1,980,472
STP Fairview**	\$ 486,114	\$ -	\$ -	\$ -	\$ 121,529	\$ 125,174	\$ 732,817
STP Portland**	\$ 612,637	\$ -	\$ -	\$ -	\$ 153,159	\$ 157,754	\$ 923,550
STP White House**	\$ 602,612	\$ -	\$ -	\$ -	\$ 150,653	\$ 155,173	\$ 908,438

**Opening balance includes unobligated funds from prior years. **Local Urban Area STP for communities 5,000 to 50,000 in population is allocated by TDOT in four-year cycles.*

Table 5. FYs 2011-2015 MPO Funds: FHWA Grant Expenditures

Grant Program	FY 2011	FY 2012	FY 2013	FY 2014	FY 2015	TOTAL
Total Amount Programmed	\$ 81,780,644	\$ 13,529,788	\$ 7,398,400	\$ 3,876,000	\$ 1,500,000	\$ 108,084,832
STP Nash-Davidson UZA	\$ 72,617,242	\$ 9,113,847	\$ 660,000	\$ 500,000	\$ 1,500,000	\$ 84,391,089
STP Murfreesboro UZA	\$ 6,566,400	\$ 3,351,520	\$ 6,738,400	\$ 2,720,000	\$ -	\$ 19,376,320
STP Lebanon	\$ 160,200	\$ 1,064,421	\$ -	\$ 656,000	\$ -	\$ 1,880,621
STP Spring Hill	\$ 1,135,966	\$ -	\$ -	\$ -	\$ -	\$ 1,135,966
STP Fairview	\$ 184,514	\$ -	\$ -	\$ -	\$ -	\$ 184,514
STP Portland	\$ 545,110	\$ -	\$ -	\$ -	\$ -	\$ 545,110
STP White House	\$ 571,212	\$ -	\$ -	\$ -	\$ -	\$ 571,212

Table 6. FYs 2011-2015 MPO Funds: FHWA Unprogrammed Revenues

Grant Program	FY 2011	FY 2012	FY 2013	FY 2014	FY 2015
Remaining Balance*	\$ 12,843,404	\$ 17,706,575	\$ 28,644,172	\$ 45,027,986	\$ 64,114,790
STP Nash-Davidson UZA	\$ 5,415,214	\$ 11,723,152	\$ 26,947,591	\$ 42,808,563	\$ 58,160,364
STP Murfreesboro UZA	\$ 5,603,526	\$ 5,075,680	\$ 788,838	\$ 593,943	\$ 3,194,801
STP Lebanon	\$ 1,246,357	\$ 329,436	\$ 329,436	\$ 20,771	\$ 378,526
STP Spring Hill	\$ 177,780	\$ 177,780	\$ 177,780	\$ 506,217	\$ 844,506
STP Fairview	\$ 301,600	\$ 301,600	\$ 301,600	\$ 423,129	\$ 548,303
STP Portland	\$ 67,527	\$ 67,527	\$ 67,527	\$ 493,310	\$ 651,064
STP White House	\$ 31,400	\$ 31,400	\$ 31,400	\$ 182,053	\$ 337,226

* Annual cumulative balance.

Table 7. FYs 2011-2015 MPO Funds: FHWA Construction Reserves & Balances

Grant Program	FY 2011 to FY 2015
STP Nash-Davidson UZA Unprogrammed Funds	\$ 58,160,364
STP Nash-Davidson UZA Construction Reserve	\$ 57,301,519
STP Nash-Davidson UZA Remaining Balance	\$ 858,845
STP Murfreesboro UZA Unprogrammed Funds	\$ 3,194,801
STP Murfreesboro UZA Construction Reserve	\$ 920,000
STP Murfreesboro UZA Remaining Balance	\$ 2,274,801

Table 8. FYs 2011-2015 MPO Funds: FTA Grant Revenues

Grant Program	Opening Balance*	FY 2011 Allocation	FY 2012 Allocation	FY 2013 Allocation	FY 2014 Allocation	FY 2015 Allocation	Total Revenue
Total Revenue	\$ 4,987,386	\$ 16,886,836	\$ 20,239,944	\$ 18,888,335	\$ 19,457,185	\$ 20,040,901	\$ 100,500,587
5307 Nash-Davidson UZA	\$ -	\$ 11,683,802	\$ 17,405,266	\$ 16,000,000	\$ 16,480,000	\$ 16,974,400	\$ 78,543,468
5307 Murfreesboro UZA	\$ 4,000,000	\$ 2,006,160	\$ 2,066,345	\$ 2,128,335	\$ 2,192,185	\$ 2,257,951	\$ 14,650,976
5316 Nash-Davidson UZA	\$ 539,887	\$ 440,113	\$ 455,000	\$ 470,000	\$ 485,000	\$ 499,550	\$ 2,889,550
5317 Nash-Davidson UZA	\$ 378,086	\$ 272,461	\$ 313,333	\$ 290,000	\$ 300,000	\$ 309,000	\$ 1,862,880
5309 Capital Investments	\$ 69,413	\$ 1,304,300	\$ -	\$ -	\$ -	\$ -	\$ 1,373,713
5339 Alternative Analysis	\$ -	\$ 1,180,000	\$ -	\$ -	\$ -	\$ -	\$ 1,180,000

*Opening balance includes unobligated funds from prior years.

Table 9. FYs 2011-2015 MPO Funds: FTA Grant Expenditures

Grant Program	FY 2011	FY 2012	FY 2013	FY 2014	FY 2015	TOTAL
Total Amount Programmed	\$ 20,666,120	\$ 19,454,170	\$ 15,724,643	\$ 16,873,850	\$ 3,450,000	\$ 76,168,783
5307 Nash-Davidson UZA	\$ 11,676,110	\$ 17,004,112	\$ 13,397,265	\$ 14,474,451	\$ 3,450,000	\$ 59,761,938
5307 Murfreesboro UZA	\$ 4,805,750	\$ 1,681,725	\$ 1,567,378	\$ 1,614,399	\$ -	\$ 9,669,252
5316 Nash-Davidson UZA	\$ 980,000	\$ 455,000	\$ 470,000	\$ 485,000	\$ -	\$ 2,390,000
5317 Nash-Davidson UZA	\$ 650,547	\$ 313,333	\$ 290,000	\$ 300,000	\$ -	\$ 1,553,880
5309 Capital Investments	\$ 1,373,713	\$ -	\$ -	\$ -	\$ -	\$ 1,373,713
5339 Alternative Analysis	\$ 1,180,000	\$ -	\$ -	\$ -	\$ -	\$ 1,180,000

Table 10. FYs 2011-2015 MPO Funds: FTA Unprogrammed Revenues

Grant Program	FY 2011	FY 2012	FY 2013	FY 2014	FY 2015
Remaining Balance*	\$ 1,208,102	\$ 1,993,876	\$ 5,157,568	\$ 7,740,903	\$ 24,331,804
5307 Nash-Davidson UZA	\$ 7,692	\$ 408,846	\$ 3,011,581	\$ 5,017,130	\$ 18,541,530
5307 Murfreesboro UZA	\$ 1,200,410	\$ 1,585,030	\$ 2,145,987	\$ 2,723,773	\$ 4,981,723
5316 Nash-Davidson UZA	\$ -	\$ -	\$ -	\$ -	\$ 499,550
5317 Nash-Davidson UZA	\$ -	\$ -	\$ -	\$ -	\$ 309,000
5309 Capital Investments	\$ -	\$ -	\$ -	\$ -	\$ -
5339 Alternative Analysis	\$ -	\$ -	\$ -	\$ -	\$ -

* Annual cumulative balance.