



NASHVILLE AREA

# Metropolitan Planning Organization

July 26, 2012

Ms. Rhiannon Chambers  
 Transportation Planner 3  
 Program Development & Scheduling Office  
 Tennessee Department of Transportation  
 505 Deaderick Street, Suite 600  
 Nashville, Tennessee 37243

Dear Ms. Chambers:

Enclosed please find Administrative Modification #2012-026 to the MPO's FY 2011-2015 Transportation Improvement Program. The following project for the City of Gallatin project is being modified:

TIP #	Project	Modification
2009-56-027	Town Creek Greenway	Shift funds between project phases; revise project title; revise termini

I have included original and revised copies of the affected TIP page for your reference. The Administrative Modification has been made according to the procedures identified in the MPO's federally-approved Public Participation Plan and result in a fiscally constrained TIP.

Thank you for your assistance in processing this request. If you have any questions or comments, please contact me or Félix Castrodad at 862-7204.

Best,

Michael Skipper  
 Executive Director

CC w/enclosures:

Mr. Rick Pack, TDOT  
 Ms. Angie Midgett, TDOT  
 Mr. Larry McGoogin, TDOT  
 Mr. Jim Svoboda, City of Gallatin  
 Mr. Jim McAteer, MTA/RTA, MPO TCC Chair  
 The Honorable Rogers Anderson, MPO Executive Board Chair

Enclosures



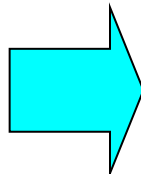
Administrative Modification to The Fiscal Years 2011-2015  
Transportation Improvement Program

Administrative Modification #: 2012-026  
TIP Number: 2009-56-027

FROM:

TIP# 2009-56-027						
Jurisdiction:		City of Gallatin				
Project:		Town Creek Greenway - Phase 2				
Termini:		From Triple Creek Park to Smith Street				
Description:		Pedestrian and bike trail into downtown Gallatin along Town Creek from Triple Creek Park to Smith Street. Project includes multiple segments with access to Municipal Park and residential neighborhoods as well as a connection to the Gallatin Civic Center.				
FY	Work	Funding	Total	Fed	State	Local
2011	CONST	U-STP	33,750	27,000	0	6,750
2012	PE-D	CMAQ	120,000	96,000	0	24,000
2012	ROW	CMAQ	180,000	144,000	0	36,000
2012	CONST	CMAQ	1,575,000	1,260,000	0	315,000
2013	CONST	CMAQ	1,075,000	860,000	0	215,000
<b>TOTAL</b>			<b>2,983,750</b>	<b>2,387,000</b>	<b>0</b>	<b>596,750</b>

TO:



TIP# 2009-56-027						
Jurisdiction:		City of Gallatin				
Project:		<b>Town Creek Greenway</b>				
Termini:		From Triple Creek Park to <b>Franklin Street (Farmers Market)</b>				
Description:		Pedestrian and bike trail into downtown Gallatin along Town Creek from Triple Creek Park to <b>Farmers Market</b> . Project includes multiple segments with access to Municipal Park and residential neighborhoods as well as a connection to the Gallatin Civic Center.				
FY	Work	Funding	Total	Fed	State	Local
2011	CONST	U-STP	33,750	27,000	0	6,750
2012	<b>PE</b>	CMAQ	<b>240,000</b>	<b>192,000</b>	<b>0</b>	<b>48,000</b>
2012	ROW	CMAQ	<b>457,000</b>	<b>365,600</b>	<b>0</b>	<b>91,400</b>
2012	CONST	CMAQ	<b>1,178,000</b>	<b>942,400</b>	<b>0</b>	<b>235,600</b>
2013	CONST	CMAQ	1,075,000	860,000	0	215,000
<b>TOTAL</b>			<b>2,983,750</b>	<b>2,387,000</b>	<b>0</b>	<b>596,750</b>

The administrative modification revises the project title to remove "Phase 2"; Revises the project description to change "Smith St" to "Farmers Market"; Revises PE line from "PE-D" to "PE"; Shifts \$96,000 (federal share) from CONST to PE and revises the Local match; Shifts \$221,600 (federal share) from CONST to ROW and revises the Local match; Reduces the federal share for CONST by \$317,600 to reflect funds transferred to PE and ROW and revises the Local match.



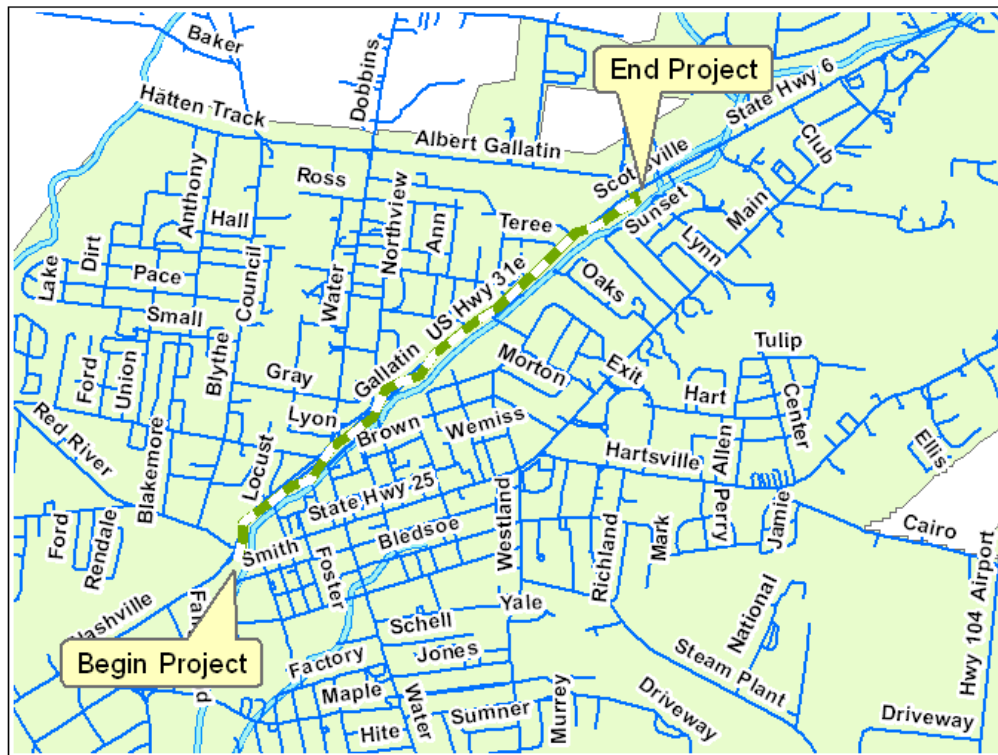
# Nashville Area MPO Fiscal Years 2011-2015 Transportation Improvement Program

## ORIGINAL

<b>TIP #</b>	2009-56-027	<b>TDOT PIN #</b>	106988.00	<b>Improvement Type</b>	Greenway	<b>Lead Agency</b>	Gallatin	
<b>County</b>	Sumner	<b>Length</b>	2.6 mi	<b>RTP#</b>	1056-300	<b>Conformity Status</b>	Exempt	
<b>Route/Project Name</b>	Town Creek Greenway - Phase 2						<b>Total Project Cost</b>	\$5,370,766
<b>Termini or Intersection</b>	From Triple Creek Park to Smith Street							
<b>Project Description</b>	Pedestrian and bike trail into downtown Gallatin along Town Creek from Triple Creek Park to Smith Street. Project includes multiple segments with access to Municipal Park and residential neighborhoods as well as a connection to the Gallatin Civic Center.							

Fiscal Year	Type of Work	Funding Type	Total Funds	Fed Funds	State Funds	Local Funds
2011	CONST	U-STP	\$33,750	\$27,000		\$6,750
2012	PE-D	CMAQ	\$120,000	\$96,000		\$24,000
2012	ROW	CMAQ	\$180,000	\$144,000		\$36,000
2012	CONST	CMAQ	\$1,575,000	\$1,260,000		\$315,000

		Remarks
<b>Amendment 1 #</b>	2012-008	
<b>Admin Modification 1#</b>		
<b>Amended on</b>	12/14/2011	
<b>Modified on</b>		
<b>Amendment 2 #</b>		
<b>Admin Modification 2#</b>		
<b>Amended on</b>		
<b>Modified on</b>		



This map is for illustrative purposes only. Drawings depict conceptual project corridors and areas, not approved alignments.



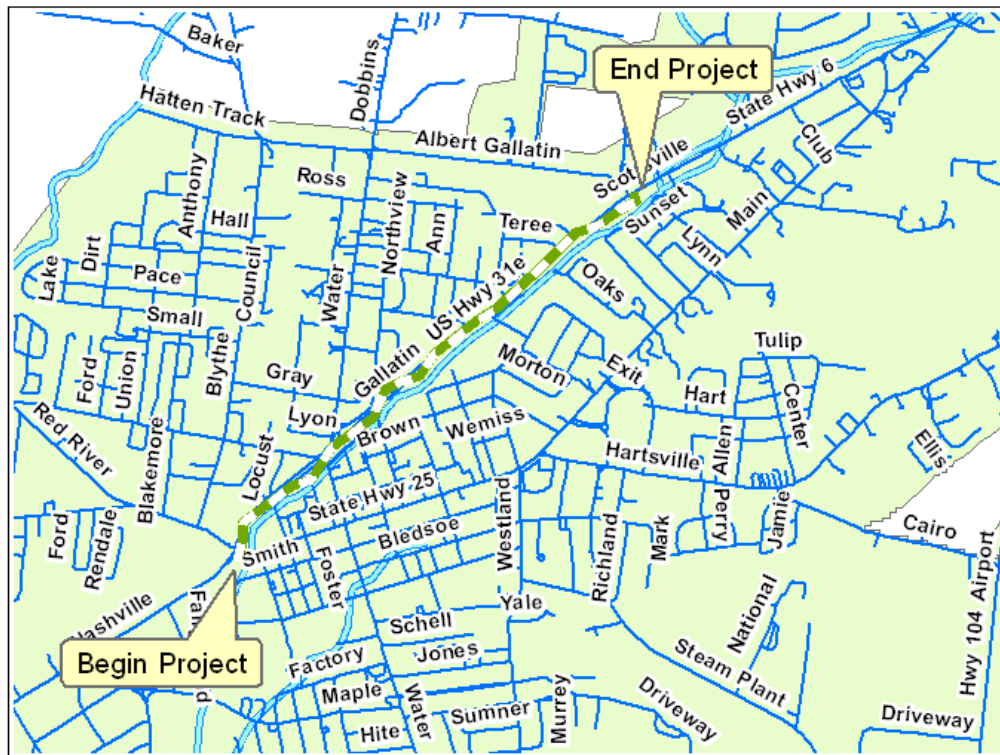
# Nashville Area MPO Fiscal Years 2011-2015 Transportation Improvement Program

# ORIGINAL

TIP #	<input type="text" value="2009-56-027b"/>	TDOT PIN #	<input type="text" value="106988.00"/>	Improvement Type	<input type="text" value="Greenway"/>	Lead Agency	<input type="text" value="Gallatin"/>
County	<input type="text" value="Sumner"/>	Length	<input type="text" value="2.6"/> mi	RTP#	<input type="text" value="1056-300"/>	Conformity Status	<input type="text" value="Exempt"/>
Route/Project Name	<input type="text" value="Town Creek Greenway - Phase 2"/>				Total Project Cost	<input type="text" value="\$5,370,766"/>	
Termini or Intersection	<input type="text" value="From Triple Creek Park to Smith Street"/>						
Project Description	<input type="text" value="Pedestrian and bike trail into downtown Gallatin along Town Creek from Triple Creek Park to Smith Street. Project includes multiple segments with access to Municipal Park and residential neighborhoods as well as a connection to the Gallatin Civic Center."/>						

Fiscal Year	Type of Work	Funding Type	Total Funds	Fed Funds	State Funds	Local Funds
<input type="text" value="2013"/>	<input type="text" value="CONST"/>	<input type="text" value="CMAQ"/>	<input type="text" value="\$1,075,000"/>	<input type="text" value="\$860,000"/>	<input type="text"/>	<input type="text" value="\$215,000"/>
<input type="text"/>	<input type="text"/>	<input type="text"/>	<input type="text"/>	<input type="text"/>	<input type="text"/>	<input type="text"/>
<input type="text"/>	<input type="text"/>	<input type="text"/>	<input type="text"/>	<input type="text"/>	<input type="text"/>	<input type="text"/>
<input type="text"/>	<input type="text"/>	<input type="text"/>	<input type="text"/>	<input type="text"/>	<input type="text"/>	<input type="text"/>

		Remarks
Amendment 1 #	<input type="text" value="2011-008"/>	Admin Modification 1# <input type="text"/>
Amended on	<input type="text" value="12/14/2011"/>	Modified on <input type="text"/>
Amendment 2 #	<input type="text"/>	Admin Modification 2# <input type="text"/>
Amended on	<input type="text"/>	Modified on <input type="text"/>



This map is for illustrative purposes only. Drawings depict conceptual project corridors and areas, not approved alignments.





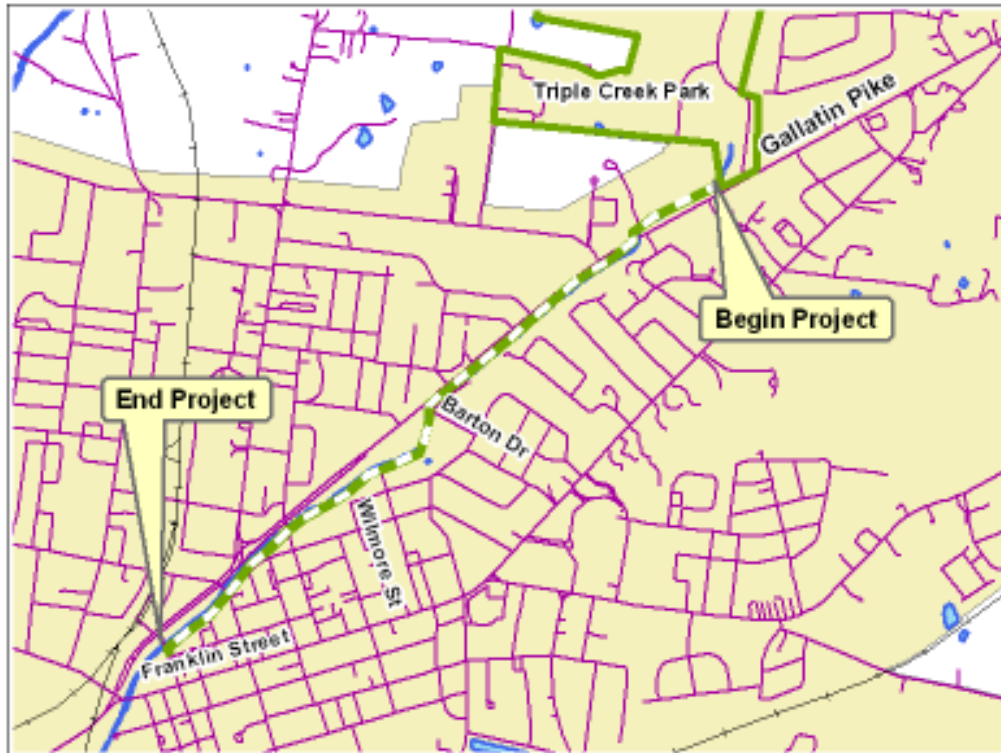
# Nashville Area MPO Fiscal Years 2011-2015 Transportation Improvement Program

**REVISED**

<b>TIP #</b>	2009-56-027	<b>TDOT PIN #</b>	106988.00	<b>Improvement Type</b>	Greenway	<b>Lead Agency</b>	Gallatin
<b>County</b>	Sumner	<b>Length</b>	2.6 mi	<b>RTP#</b>	1056-300	<b>Conformity Status</b>	Exempt
<b>Route/Project Name</b>	Town Creek Greenway					<b>Total Project Cost</b>	\$5,370,766
<b>Termini or Intersection</b>	From Triple Creek Park to Franklin Street (Farmers Market)						
<b>Project Description</b>	Pedestrian & bike trail into downtown Gallatin along Town Creek from Triple Creek Park to Franklin St. Project includes multiple segments with access to Municipal Park and residential neighborhoods as well as a connection to the Gallatin Civic Center.						

Fiscal Year	Type of Work	Funding Type	Total Funds	Fed Funds	State Funds	Local Funds
2011	CONST	U-STP	\$33,750	\$27,000		\$6,750
2012	PE	CMAQ	\$240,000	\$192,000		\$48,000
2012	ROW	CMAQ	\$457,000	\$365,600		\$91,400
2012	CONST	CMAQ	\$1,178,000	\$942,400		\$235,600

			<b>Remarks</b>	Project development was divided into phases due to budget constraints. NEPA completed for entire section. Ph 1 (Complete) Triple Creek Park to Barton Dr Ph 2 (In Design) Barton Dr to Wilmore St Ph 3 (Planned) Wilmore St to Franklin St (Farmers Market)
<b>Amendment 1 #</b>	2012-008	<b>Admin Modification 1#</b>	2012-026	
<b>Amended on</b>	12/14/2011	<b>Modified on</b>	7/26/2012	
<b>Amendment 2 #</b>		<b>Admin Modification 2#</b>		
<b>Amended on</b>		<b>Modified on</b>		



This map is for illustrative purposes only. Drawings depict conceptual project corridors and areas, not approved alignments.



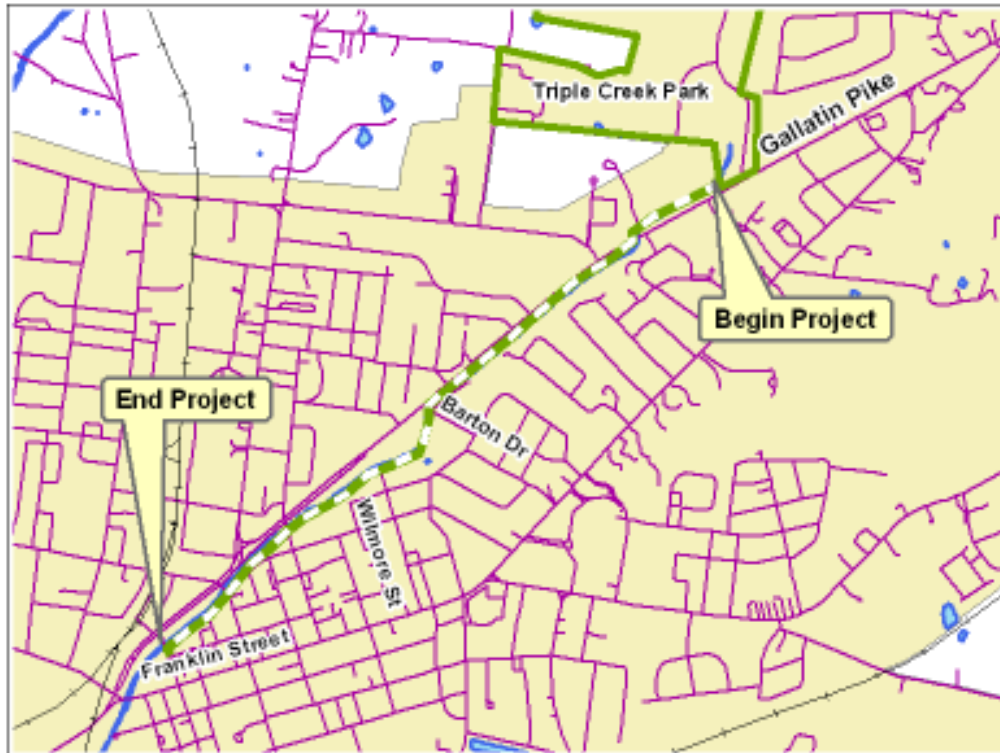
# Nashville Area MPO Fiscal Years 2011-2015 Transportation Improvement Program

**REVISED**

<b>TIP #</b>	<input type="text" value="2009-56-027b"/>	<b>TDOT PIN #</b>	<input type="text" value="106988.00"/>	<b>Improvement Type</b>	<input type="text" value="Greenway"/>	<b>Lead Agency</b>	<input type="text" value="Gallatin"/>
<b>County</b>	<input type="text" value="Sumner"/>	<b>Length</b>	<input type="text" value="2.6"/> mi	<b>RTP#</b>	<input type="text" value="1056-300"/>	<b>Conformity Status</b>	<input type="text" value="Exempt"/>
<b>Route/Project Name</b>	<input type="text" value="Town Creek Greenway"/>					<b>Total Project Cost</b>	<input type="text" value="\$5,370,766"/>
<b>Termini or Intersection</b>	<input type="text" value="From Triple Creek Park to Franklin Street (Farmers Market)"/>						
<b>Project Description</b>	<input type="text" value="Pedestrian &amp; bike trail into downtown Gallatin along Town Creek from Triple Creek Park to Franklin St. Project includes multiple segments with access to Municipal Park and residential neighborhoods as well as a connection to the Gallatin Civic Center."/>						

Fiscal Year	Type of Work	Funding Type	Total Funds	Fed Funds	State Funds	Local Funds
<input type="text" value="2013"/>	<input type="text" value="CONST"/>	<input type="text" value="CMAQ"/>	<input type="text" value="\$1,075,000"/>	<input type="text" value="\$860,000"/>	<input type="text"/>	<input type="text" value="\$215,000"/>
<input type="text"/>	<input type="text"/>	<input type="text"/>	<input type="text"/>	<input type="text"/>	<input type="text"/>	<input type="text"/>
<input type="text"/>	<input type="text"/>	<input type="text"/>	<input type="text"/>	<input type="text"/>	<input type="text"/>	<input type="text"/>
<input type="text"/>	<input type="text"/>	<input type="text"/>	<input type="text"/>	<input type="text"/>	<input type="text"/>	<input type="text"/>

			<b>Remarks</b>	Project development was divided into phases due to budget constraints. NEPA completed for entire section. Ph 1 (Complete) Triple Creek Park to Barton Dr Ph 2 (In Design) Barton Dr to Wilmore St Ph 3 (Planned) Wilmore St to Franklin St (Farmers Market)
<b>Amendment 1 #</b>	<input type="text" value="2011-008"/>	<b>Admin Modification 1#</b>	<input type="text" value="2012-026"/>	
<b>Amended on</b>	<input type="text" value="12/14/2011"/>	<b>Modified on</b>	<input type="text" value="7/26/2012"/>	
<b>Amendment 2 #</b>	<input type="text"/>	<b>Admin Modification 2#</b>	<input type="text"/>	
<b>Amended on</b>	<input type="text"/>	<b>Modified on</b>	<input type="text"/>	



This map is for illustrative purposes only. Drawings depict conceptual project corridors and areas, not approved alignments.

This page intentionally left blank

**Nashville Area MPO  
Transportation Improvement Program  
FYs 2011 through 2015**

Funding Tables, Before July 26, 2012 Administrative Modification

**Table 3. FYs 2011-2015 TDOT Program Funds**

<b>Grant Program</b>	<b>FY 2011</b>	<b>FY 2012</b>	<b>FY 2013</b>	<b>FY 2014</b>	<b>FY 2015</b>	<b>TOTAL</b>
Total Amount Programmed*	\$ 319,467,342	\$ 230,966,228	\$ 115,113,147	\$ 22,981,729	\$ 431,250	\$ 688,959,696
BRR-L (Bridge Replacement & Rehabilitation - Local)	\$ 408,000	\$ 2,808,000	\$ 408,000	\$ 408,000	\$ -	\$ 4,032,000
BRR-S (Bridge Replacement & Rehabilitation - State)	\$ 23,467,099	\$ 3,240,000	\$ 3,240,000	\$ 3,240,000	\$ -	\$ 33,187,099
CMAQ (Congestion Mitigation Air Quality)	\$ 10,803,043	\$ 8,991,445	\$ 6,279,300	\$ 3,024,000	\$ -	\$ 29,097,788
DEMO (Section 115 Demonstration Program)	\$ 354,172	\$ -	\$ -	\$ -	\$ -	\$ 354,172
ENH (Enhancement Grants)	\$ 4,267,871	\$ 6,244,544	\$ 3,000,526	\$ 2,000,000	\$ -	\$ 15,512,941
HPP (High Priority Projects)	\$ 14,620,467	\$ 7,139,810	\$ 6,916,350	\$ 844,800	\$ -	\$ 29,521,427
HSIP (Highway Safety Improvement Program)	\$ 7,740,000	\$ 2,700,000	\$ 1,800,000	\$ 1,800,000	\$ -	\$ 14,040,000
H-STP (STP Set Aside for Hazard Elimination)	\$ -	\$ 100,000	\$ -	\$ -	\$ -	\$ 100,000
IM (Interstate Maintenance)	\$ 113,665,050	\$ 50,289,162	\$ 54,555,000	\$ 585,000	\$ -	\$ 219,094,212
IMD (Interstate Maintenance Discretionary)	\$ -	\$ 3,750,000	\$ -	\$ -	\$ -	\$ 3,750,000
ITS (Intelligent Transportation Systems)	\$ 1,891,073	\$ -	\$ -	\$ -	\$ -	\$ 1,891,073
NHS (National Highway System)	\$ 1,760,000	\$ 19,143,466	\$ 11,430,001	\$ 4,320,980	\$ -	\$ 36,654,447
NSBP (National Scenic Byways Program)	\$ 276,644	\$ 266,698	\$ -	\$ -	\$ -	\$ 543,342
PLHD (Public Lands Highways)	\$ 4,023,107	\$ -	\$ -	\$ -	\$ -	\$ 4,023,107
SIP (Safety Improvement Program)	\$ -	\$ 134,640	\$ -	\$ -	\$ -	\$ 134,640
SRTS (Safe Routes to School)	\$ 850,000	\$ 850,000	\$ 850,000	\$ 850,000	\$ -	\$ 3,400,000
STP (State Surface Transportation Program)	\$ 55,721,742	\$ 56,592,736	\$ 7,480,000	\$ 920,000	\$ -	\$ 120,714,478
STP-S (STP Set Aside for Safety Improvements)	\$ -	\$ -	\$ 266,400	\$ -	\$ -	\$ 266,400
State Funds (includes matching funds)	\$ 79,619,074	\$ 68,715,727	\$ 18,887,570	\$ 4,988,949	\$ 431,250	\$ 172,642,570

\*Funds are programmed only if corresponding revenue is anticipated by TDOT.



**Table 4. FYs 2011-2015 MPO Funds: FHWA Grant Revenues**

<b>Grant Program</b>	<b>Opening Balance*</b>	<b>FY 2011 Allocation</b>	<b>FY 2012 Allocation</b>	<b>FY 2013 Allocation</b>	<b>FY 2014 Allocation</b>	<b>FY 2015 Allocation</b>	<b>Total Revenue</b>
Total Revenue	\$ 77,766,914	\$ 16,857,134	\$ 18,392,959	\$ 18,335,997	\$ 19,987,190	\$ 20,586,805	\$ 171,926,999
STP Nash-Davidson UZA	\$ 63,059,849	\$ 14,972,607	\$ 15,421,785	\$ 15,884,439	\$ 16,360,972	\$ 16,851,801	\$ 142,551,453
STP Murfreesboro UZA	\$ 10,302,617	\$ 1,867,309	\$ 2,823,674	\$ 2,451,558	\$ 2,525,105	\$ 2,600,858	\$ 22,571,122
STP Lebanon**	\$ 1,389,339	\$ 17,218	\$ 147,500	\$ -	\$ 347,335	\$ 357,755	\$ 2,259,147
STP Spring Hill**	\$ 1,313,746	\$ -	\$ -	\$ -	\$ 328,437	\$ 338,290	\$ 1,980,472
STP Fairview**	\$ 486,114	\$ -	\$ -	\$ -	\$ 121,529	\$ 125,174	\$ 732,817
STP Portland**	\$ 612,637	\$ -	\$ -	\$ -	\$ 153,159	\$ 157,754	\$ 923,550
STP White House**	\$ 602,612	\$ -	\$ -	\$ -	\$ 150,653	\$ 155,173	\$ 908,438

*\*Opening balance includes unobligated funds from prior years. \*\*Local Urban Area STP for communities 5,000 to 50,000 in population is allocated by TDOT in four-year cycles.*

**Table 5. FYs 2011-2015 MPO Funds: FHWA Grant Expenditures**

<b>Grant Program</b>	<b>FY 2011</b>	<b>FY 2012</b>	<b>FY 2013</b>	<b>FY 2014</b>	<b>FY 2015</b>	<b>TOTAL</b>
Total Amount Programmed	\$ 79,419,432	\$ 17,274,788	\$ 8,705,612	\$ 4,172,000	\$ 1,500,000	\$ 111,071,832
STP Nash-Davidson UZA	\$ 70,827,242	\$ 12,858,847	\$ 1,364,000	\$ 796,000	\$ 1,500,000	\$ 87,346,689
STP Murfreesboro UZA	\$ 6,566,400	\$ 3,351,520	\$ 6,738,400	\$ 2,720,000	\$ -	\$ 19,376,320
STP Lebanon	\$ 160,200	\$ 1,064,421	\$ -	\$ 656,000	\$ -	\$ 1,880,621
STP Spring Hill	\$ 1,135,966	\$ -	\$ -	\$ -	\$ -	\$ 1,135,966
STP Fairview	\$ 184,514	\$ -	\$ -	\$ -	\$ -	\$ 184,514
STP Portland	\$ 545,110	\$ -	\$ -	\$ -	\$ -	\$ 545,110
STP White House	\$ -	\$ -	\$ 602,612	\$ -	\$ -	\$ 602,212

**Table 6. FYs 2011-2015 MPO Funds: FHWA Unprogrammed Revenues**

<b>Grant Program</b>	<b>FY 2011</b>	<b>FY 2012</b>	<b>FY 2013</b>	<b>FY 2014</b>	<b>FY 2015</b>
Remaining Balance*	\$ 15,204,616	\$ 16,322,787	\$ 25,953,172	\$ 42,040,986	\$ 61,127,790
STP Nash-Davidson UZA	\$ 7,205,214	\$ 9,768,152	\$ 24,287,991	\$ 39,852,963	\$ 55,204,764
STP Murfreesboro UZA	\$ 5,603,526	\$ 5,075,680	\$ 788,838	\$ 593,943	\$ 3,194,801
STP Lebanon	\$ 1,246,357	\$ 329,436	\$ 329,436	\$ 20,771	\$ 378,526
STP Spring Hill	\$ 177,780	\$ 177,780	\$ 177,780	\$ 506,217	\$ 844,506
STP Fairview	\$ 301,600	\$ 301,600	\$ 301,600	\$ 423,129	\$ 548,303
STP Portland	\$ 67,527	\$ 67,527	\$ 67,527	\$ 493,310	\$ 651,064
STP White House	\$ 602,612	\$ 602,612	\$ -	\$ 150,653	\$ 305,826

\* Annual cumulative balance.

**Table 7. FYs 2011-2015 MPO Funds: FHWA Construction Reserves & Balances**

<b>Grant Program</b>	<b>FY 2011 to FY 2015</b>
STP Nash-Davidson UZA Unprogrammed Funds	\$ 55,204,764
STP Nash-Davidson UZA Construction Reserve	\$ 54,345,919
STP Nash-Davidson UZA Remaining Balance	\$ 858,845
STP Murfreesboro UZA Unprogrammed Funds	\$ 3,194,801
STP Murfreesboro UZA Construction Reserve	\$ 920,000
STP Murfreesboro UZA Remaining Balance	\$ 2,274,801

**Table 8. FYs 2011-2015 MPO Funds: FTA Grant Revenues**

<b>Grant Program</b>	<b>Opening Balance*</b>	<b>FY 2011 Allocation</b>	<b>FY 2012 Allocation</b>	<b>FY 2013 Allocation</b>	<b>FY 2014 Allocation</b>	<b>FY 2015 Allocation</b>	<b>Total Revenue</b>
<b>Total Revenue</b>	\$ 4,987,386	\$ 16,886,836	\$ 20,239,944	\$ 18,888,335	\$ 19,457,185	\$ 20,040,901	\$ 100,500,587
5307 Nash-Davidson UZA	\$ -	\$ 11,683,802	\$ 17,405,266	\$ 16,000,000	\$ 16,480,000	\$ 16,974,400	\$ 78,543,468
5307 Murfreesboro UZA	\$ 4,000,000	\$ 2,006,160	\$ 2,066,345	\$ 2,128,335	\$ 2,192,185	\$ 2,257,951	\$ 14,650,976
5316 Nash-Davidson UZA	\$ 539,887	\$ 440,113	\$ 455,000	\$ 470,000	\$ 485,000	\$ 499,550	\$ 2,889,550
5317 Nash-Davidson UZA	\$ 378,086	\$ 272,461	\$ 313,333	\$ 290,000	\$ 300,000	\$ 309,000	\$ 1,862,880
5309 Capital Investments	\$ 69,413	\$ 1,304,300	\$ -	\$ -	\$ -	\$ -	\$ 1,373,713
5339 Alternative Analysis	\$ -	\$ 1,180,000	\$ -	\$ -	\$ -	\$ -	\$ 1,180,000

*\*Opening balance includes unobligated funds from prior years.*

**Table 9. FYs 2011-2015 MPO Funds: FTA Grant Expenditures**

<b>Grant Program</b>	<b>FY 2011</b>	<b>FY 2012</b>	<b>FY 2013</b>	<b>FY 2014</b>	<b>FY 2015</b>	<b>TOTAL</b>
<b>Total Amount Programmed</b>	\$ 20,426,120	\$ 19,468,874	\$ 15,844,643	\$ 16,993,850	\$ 3,450,000	\$ 76,183,487
5307 Nash-Davidson UZA	\$ 11,676,110	\$ 17,004,112	\$ 13,397,265	\$ 14,474,451	\$ 3,450,000	\$ 59,761,938
5307 Murfreesboro UZA	\$ 4,565,750	\$ 1,681,725	\$ 1,687,378	\$ 1,734,399	\$ -	\$ 9,669,252
5316 Nash-Davidson UZA	\$ 980,000	\$ 463,928	\$ 470,000	\$ 485,000	\$ -	\$ 2,398,928
5317 Nash-Davidson UZA	\$ 650,547	\$ 319,109	\$ 290,000	\$ 300,000	\$ -	\$ 1,559,656
5309 Capital Investments	\$ 1,373,713	\$ -	\$ -	\$ -	\$ -	\$ 1,373,713
5339 Alternative Analysis	\$ 1,180,000	\$ -	\$ -	\$ -	\$ -	\$ 1,180,000

**Table 10. FYs 2011-2015 MPO Funds: FTA Unprogrammed Revenues**

<b>Grant Program</b>	<b>FY 2011</b>	<b>FY 2012</b>	<b>FY 2013</b>	<b>FY 2014</b>	<b>FY 2015</b>
<b>Remaining Balance*</b>	\$ 1,448,102	\$ 5,290,129	\$ 10,158,851	\$ 14,888,173	\$ 31,944,896
5307 Nash-Davidson UZA	\$ 7,692	\$ 408,846	\$ 3,011,581	\$ 5,017,130	\$ 18,541,530
5307 Murfreesboro UZA	\$ 1,440,410	\$ 3,265,440	\$ 5,531,427	\$ 8,255,200	\$ 10,978,973
5316 Nash-Davidson UZA	\$ -	\$ 971,072	\$ 971,072	\$ 971,072	\$ 1,470,622
5317 Nash-Davidson UZA	\$ -	\$ 644,771	\$ 644,771	\$ 644,771	\$ 953,771
5309 Capital Investments	\$ -	\$ -	\$ -	\$ -	\$ -
5339 Alternative Analysis	\$ -	\$ -	\$ -	\$ -	\$ -

*\* Annual cumulative balance.*

This page intentionally left blank

**REVISED**

**Nashville Area MPO  
Transportation Improvement Program  
FYs 2011 through 2015**

Funding Tables, After July 26, 2012 Administrative Modification

**Table 3. FYs 2011-2015 TDOT Program Funds**

<b>Grant Program</b>	<b>FY 2011</b>	<b>FY 2012</b>	<b>FY 2013</b>	<b>FY 2014</b>	<b>FY 2015</b>	<b>TOTAL</b>
Total Amount Programmed*	\$ 319,467,342	\$ 230,966,228	\$ 115,113,147	\$ 22,981,729	\$ 431,250	\$ 688,959,696
BRR-L (Bridge Replacement & Rehabilitation - Local)	\$ 408,000	\$ 2,808,000	\$ 408,000	\$ 408,000	\$ -	\$ 4,032,000
BRR-S (Bridge Replacement & Rehabilitation - State)	\$ 23,467,099	\$ 3,240,000	\$ 3,240,000	\$ 3,240,000	\$ -	\$ 33,187,099
CMAQ (Congestion Mitigation Air Quality)	\$ 10,803,043	\$ 8,991,445	\$ 6,279,300	\$ 3,024,000	\$ -	\$ 29,097,788
DEMO (Section 115 Demonstration Program)	\$ 354,172	\$ -	\$ -	\$ -	\$ -	\$ 354,172
ENH (Enhancement Grants)	\$ 4,267,871	\$ 6,244,544	\$ 3,000,526	\$ 2,000,000	\$ -	\$ 15,512,941
HPP (High Priority Projects)	\$ 14,620,467	\$ 7,139,810	\$ 6,916,350	\$ 844,800	\$ -	\$ 29,521,427
HSIP (Highway Safety Improvement Program)	\$ 7,740,000	\$ 2,700,000	\$ 1,800,000	\$ 1,800,000	\$ -	\$ 14,040,000
H-STP (STP Set Aside for Hazard Elimination)	\$ -	\$ 100,000	\$ -	\$ -	\$ -	\$ 100,000
IM (Interstate Maintenance)	\$ 113,665,050	\$ 50,289,162	\$ 54,555,000	\$ 585,000	\$ -	\$ 219,094,212
IMD (Interstate Maintenance Discretionary)	\$ -	\$ 3,750,000	\$ -	\$ -	\$ -	\$ 3,750,000
ITS (Intelligent Transportation Systems)	\$ 1,891,073	\$ -	\$ -	\$ -	\$ -	\$ 1,891,073
NHS (National Highway System)	\$ 1,760,000	\$ 19,143,466	\$ 11,430,001	\$ 4,320,980	\$ -	\$ 36,654,447
NSBP (National Scenic Byways Program)	\$ 276,644	\$ 266,698	\$ -	\$ -	\$ -	\$ 543,342
PLHD (Public Lands Highways)	\$ 4,023,107	\$ -	\$ -	\$ -	\$ -	\$ 4,023,107
SIP (Safety Improvement Program)	\$ -	\$ 134,640	\$ -	\$ -	\$ -	\$ 134,640
SRTS (Safe Routes to School)	\$ 850,000	\$ 850,000	\$ 850,000	\$ 850,000	\$ -	\$ 3,400,000
STP (State Surface Transportation Program)	\$ 55,721,742	\$ 56,592,736	\$ 7,480,000	\$ 920,000	\$ -	\$ 120,714,478
STP-S (STP Set Aside for Safety Improvements)	\$ -	\$ -	\$ 266,400	\$ -	\$ -	\$ 266,400
State Funds (includes matching funds)	\$ 79,619,074	\$ 68,715,727	\$ 18,887,570	\$ 4,988,949	\$ 431,250	\$ 172,642,570

*\*Funds are programmed only if corresponding revenue is anticipated by TDOT.*

# REVISED

**Table 4. FYs 2011-2015 MPO Funds: FHWA Grant Revenues**

Grant Program	Opening Balance*	FY 2011 Allocation	FY 2012 Allocation	FY 2013 Allocation	FY 2014 Allocation	FY 2015 Allocation	Total Revenue
Total Revenue	\$ 77,766,914	\$ 16,857,134	\$ 18,392,959	\$ 18,335,997	\$ 19,987,190	\$ 20,586,805	\$ 171,926,999
STP Nash-Davidson UZA	\$ 63,059,849	\$ 14,972,607	\$ 15,421,785	\$ 15,884,439	\$ 16,360,972	\$ 16,851,801	\$ 142,551,453
STP Murfreesboro UZA	\$ 10,302,617	\$ 1,867,309	\$ 2,823,674	\$ 2,451,558	\$ 2,525,105	\$ 2,600,858	\$ 22,571,122
STP Lebanon**	\$ 1,389,339	\$ 17,218	\$ 147,500	\$ -	\$ 347,335	\$ 357,755	\$ 2,259,147
STP Spring Hill**	\$ 1,313,746	\$ -	\$ -	\$ -	\$ 328,437	\$ 338,290	\$ 1,980,472
STP Fairview**	\$ 486,114	\$ -	\$ -	\$ -	\$ 121,529	\$ 125,174	\$ 732,817
STP Portland**	\$ 612,637	\$ -	\$ -	\$ -	\$ 153,159	\$ 157,754	\$ 923,550
STP White House**	\$ 602,612	\$ -	\$ -	\$ -	\$ 150,653	\$ 155,173	\$ 908,438

\*Opening balance includes unobligated funds from prior years. \*\*Local Urban Area STP for communities 5,000 to 50,000 in population is allocated by TDOT in four-year cycles.

**Table 5. FYs 2011-2015 MPO Funds: FHWA Grant Expenditures**

Grant Program	FY 2011	FY 2012	FY 2013	FY 2014	FY 2015	TOTAL
Total Amount Programmed	\$ 79,419,432	\$ 17,274,788	\$ 8,705,612	\$ 4,172,000	\$ 1,500,000	\$ 111,071,832
STP Nash-Davidson UZA	\$ 70,827,242	\$ 12,858,847	\$ 1,364,000	\$ 796,000	\$ 1,500,000	\$ 87,346,689
STP Murfreesboro UZA	\$ 6,566,400	\$ 3,351,520	\$ 6,738,400	\$ 2,720,000	\$ -	\$ 19,376,320
STP Lebanon	\$ 160,200	\$ 1,064,421	\$ -	\$ 656,000	\$ -	\$ 1,880,621
STP Spring Hill	\$ 1,135,966	\$ -	\$ -	\$ -	\$ -	\$ 1,135,966
STP Fairview	\$ 184,514	\$ -	\$ -	\$ -	\$ -	\$ 184,514
STP Portland	\$ 545,110	\$ -	\$ -	\$ -	\$ -	\$ 545,110
STP White House	\$ -	\$ -	\$ 602,612	\$ -	\$ -	\$ 602,212



**Table 6. FYs 2011-2015 MPO Funds: FHWA Unprogrammed Revenues**

<b>Grant Program</b>	<b>FY 2011</b>	<b>FY 2012</b>	<b>FY 2013</b>	<b>FY 2014</b>	<b>FY 2015</b>
Remaining Balance*	\$ 15,204,616	\$ 16,322,787	\$ 25,953,172	\$ 42,040,986	\$ 61,127,790
STP Nash-Davidson UZA	\$ 7,205,214	\$ 9,768,152	\$ 24,287,991	\$ 39,852,963	\$ 55,204,764
STP Murfreesboro UZA	\$ 5,603,526	\$ 5,075,680	\$ 788,838	\$ 593,943	\$ 3,194,801
STP Lebanon	\$ 1,246,357	\$ 329,436	\$ 329,436	\$ 20,771	\$ 378,526
STP Spring Hill	\$ 177,780	\$ 177,780	\$ 177,780	\$ 506,217	\$ 844,506
STP Fairview	\$ 301,600	\$ 301,600	\$ 301,600	\$ 423,129	\$ 548,303
STP Portland	\$ 67,527	\$ 67,527	\$ 67,527	\$ 493,310	\$ 651,064
STP White House	\$ 602,612	\$ 602,612	\$ -	\$ 150,653	\$ 305,826

\* Annual cumulative balance.

**Table 7. FYs 2011-2015 MPO Funds: FHWA Construction Reserves & Balances**

<b>Grant Program</b>	<b>FY 2011 to FY 2015</b>
STP Nash-Davidson UZA Unprogrammed Funds	\$ 55,204,764
STP Nash-Davidson UZA Construction Reserve	\$ 54,345,919
STP Nash-Davidson UZA Remaining Balance	\$ 858,845
STP Murfreesboro UZA Unprogrammed Funds	\$ 3,194,801
STP Murfreesboro UZA Construction Reserve	\$ 920,000
STP Murfreesboro UZA Remaining Balance	\$ 2,274,801

# REVISED

**Table 8. FYs 2011-2015 MPO Funds: FTA Grant Revenues**

Grant Program	Opening Balance*	FY 2011 Allocation	FY 2012 Allocation	FY 2013 Allocation	FY 2014 Allocation	FY 2015 Allocation	Total Revenue
<b>Total Revenue</b>	\$ 4,987,386	\$ 16,886,836	\$ 20,239,944	\$ 18,888,335	\$ 19,457,185	\$ 20,040,901	\$ 100,500,587
5307 Nash-Davidson UZA	\$ -	\$ 11,683,802	\$ 17,405,266	\$ 16,000,000	\$ 16,480,000	\$ 16,974,400	\$ 78,543,468
5307 Murfreesboro UZA	\$ 4,000,000	\$ 2,006,160	\$ 2,066,345	\$ 2,128,335	\$ 2,192,185	\$ 2,257,951	\$ 14,650,976
5316 Nash-Davidson UZA	\$ 539,887	\$ 440,113	\$ 455,000	\$ 470,000	\$ 485,000	\$ 499,550	\$ 2,889,550
5317 Nash-Davidson UZA	\$ 378,086	\$ 272,461	\$ 313,333	\$ 290,000	\$ 300,000	\$ 309,000	\$ 1,862,880
5309 Capital Investments	\$ 69,413	\$ 1,304,300	\$ -	\$ -	\$ -	\$ -	\$ 1,373,713
5339 Alternative Analysis	\$ -	\$ 1,180,000	\$ -	\$ -	\$ -	\$ -	\$ 1,180,000

\*Opening balance includes unobligated funds from prior years.

**Table 9. FYs 2011-2015 MPO Funds: FTA Grant Expenditures**

Grant Program	FY 2011	FY 2012	FY 2013	FY 2014	FY 2015	TOTAL
<b>Total Amount Programmed</b>	\$ 20,426,120	\$ 19,468,874	\$ 15,844,643	\$ 16,993,850	\$ 3,450,000	\$ 76,183,487
5307 Nash-Davidson UZA	\$ 11,676,110	\$ 17,004,112	\$ 13,397,265	\$ 14,474,451	\$ 3,450,000	\$ 59,761,938
5307 Murfreesboro UZA	\$ 4,565,750	\$ 1,681,725	\$ 1,687,378	\$ 1,734,399	\$ -	\$ 9,669,252
5316 Nash-Davidson UZA	\$ 980,000	\$ 463,928	\$ 470,000	\$ 485,000	\$ -	\$ 2,398,928
5317 Nash-Davidson UZA	\$ 650,547	\$ 319,109	\$ 290,000	\$ 300,000	\$ -	\$ 1,559,656
5309 Capital Investments	\$ 1,373,713	\$ -	\$ -	\$ -	\$ -	\$ 1,373,713
5339 Alternative Analysis	\$ 1,180,000	\$ -	\$ -	\$ -	\$ -	\$ 1,180,000

**Table 10. FYs 2011-2015 MPO Funds: FTA Unprogrammed Revenues**

Grant Program	FY 2011	FY 2012	FY 2013	FY 2014	FY 2015
<b>Remaining Balance*</b>	\$ 1,448,102	\$ 5,290,129	\$ 10,158,851	\$ 14,888,173	\$ 31,944,896
5307 Nash-Davidson UZA	\$ 7,692	\$ 408,846	\$ 3,011,581	\$ 5,017,130	\$ 18,541,530
5307 Murfreesboro UZA	\$ 1,440,410	\$ 3,265,440	\$ 5,531,427	\$ 8,255,200	\$ 10,978,973
5316 Nash-Davidson UZA	\$ -	\$ 971,072	\$ 971,072	\$ 971,072	\$ 1,470,622
5317 Nash-Davidson UZA	\$ -	\$ 644,771	\$ 644,771	\$ 644,771	\$ 953,771
5309 Capital Investments	\$ -	\$ -	\$ -	\$ -	\$ -
5339 Alternative Analysis	\$ -	\$ -	\$ -	\$ -	\$ -

\* Annual cumulative balance.