



NASHVILLE AREA

Metropolitan Planning Organization

March 8, 2013

Ms. Rhiannon Chambers
 Transportation Planner 3
 Program Development & Scheduling Office
 Tennessee Department of Transportation
 505 Deaderick Street, Suite 600
 Nashville, Tennessee 37243

Dear Ms. Chambers:

Enclosed please find Administrative Modifications #2013-021 through 2013-022 to the Nashville Area MPO's FY 2011-2015 Transportation Improvement Program. The following TDOT projects are being modified:

TIP #	Project	Modification
2011-62-110	I-65	Change funding from IM to NHPP; add funds
2011-64-111	I-65 Interchange	Change funding from IM to NHPP; add funds

Additional funds for these projects are being programmed from the remaining balance as shown on TDOT's FY 2011-2014 STIP.

I have included original and revised copies of the affected TIP pages for your reference. The Administrative Modifications have been made according to the procedures identified in the MPO's federally-approved Public Participation Plan and result in a fiscally constrained TIP.

Thank you for your assistance in processing this request. If you have any questions or comments, please contact me or Félix Castrodad at 862-7204.

Best,

Michael Shipper
 Executive Director

CC w/enclosures: Mr. Rick Pack, TDOT
 Ms. Angie Midgett, TDOT
 Kim Thompson, TDOT
 Mr. Jim McAteer, MTA/RTA, MPO TCC Chair
 The Honorable Rogers Anderson, MPO Executive Board Chair

Enclosures



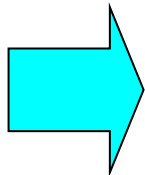
Administrative Modification to The Fiscal Years 2011-2015
Transportation Improvement Program

Administrative Modification #: 2013-021
TIP Number: 2011-62-110

FROM:

TIP# 2011-62-110						
Jurisdiction:		TDOT				
Project:		I-65				
Termini:		From near SR-840 to SR-248 (Peytonsville Rd)				
Description:		Widen from 4LN to 8-LN with HOV LN.				
FY	Work	Funding	Total	Fed	State	Local
2013	CONST	IM	23,900,000	21,510,000	2,390,000	0
						0
						0
						0
TOTAL			23,900,000	21,510,000	2,390,000	0

TO:



TIP# 2011-62-110						
Jurisdiction:		TDOT				
Project:		I-65				
Termini:		From near SR-840 to SR-248 (Peytonsville Rd)				
Description:		Widen from 4LN to 8-LN with HOV LN.				
FY	Work	Funding	Total	Fed	State	Local
2013	CONST	NHPP	31,070,000	27,963,000	3,107,000	0
TOTAL			31,070,000	27,963,000	3,107,000	0

*This project is being modified to change the funding source for fiscal year 2013 from IM to NHPP to reflect new codes part of the MAP-21 transportation bill. Additionally, \$6,453,000 (federal share) are being added to the project..



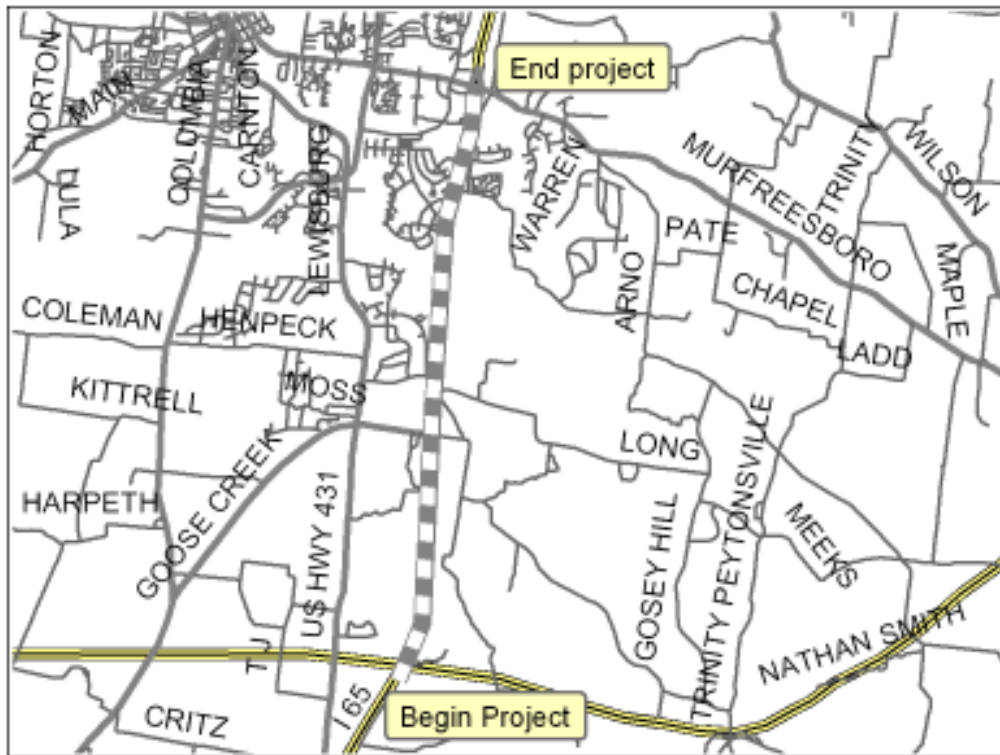
Nashville Area MPO Fiscal Years 2011-2015 Transportation Improvement Program

ORIGINAL

TIP #	<input type="text" value="2011-62-110"/>	TDOT PIN #	<input type="text" value="106269.01"/>	Improvement Type	<input type="text" value="Road Widening"/>	Lead Agency	<input type="text" value="TDOT"/>
County	<input type="text" value="Williamson"/>	Length	<input type="text" value="2.7"/> mi	RTP#	<input type="text" value="1062-113"/>	Conformity Status	<input type="text" value="Non-Exempt"/>
Route/Project Name	<input type="text" value="I-65"/>					Total Project Cost	<input type="text" value="\$23,900,000"/>
Termini or Intersection	<input type="text" value="From near SR-840 to SR-248 (Peytonville Rd)"/>						
Project Description	<input type="text" value="Widen from 4LN to 8-LN with HOV LN"/>						

Fiscal Year	Type of Work	Funding Type	Total Funds	Fed Funds	State Funds	Local Funds
<input type="text" value="2013"/>	<input type="text" value="CONST"/>	<input type="text" value="IM"/>	<input type="text" value="\$23,900,000"/>	<input type="text" value="\$21,510,000"/>	<input type="text" value="\$2,390,000"/>	<input type="text" value="\$0"/>
<input type="text"/>	<input type="text"/>	<input type="text"/>	<input type="text"/>	<input type="text"/>	<input type="text"/>	<input type="text"/>
<input type="text"/>	<input type="text"/>	<input type="text"/>	<input type="text"/>	<input type="text"/>	<input type="text"/>	<input type="text"/>
<input type="text"/>	<input type="text"/>	<input type="text"/>	<input type="text"/>	<input type="text"/>	<input type="text"/>	<input type="text"/>

		Remarks		
Amendment 1 #	<input type="text"/>	Admin Modification 1#		<input type="text" value="2012-014"/>
Amended on	<input type="text"/>	Modified on		<input type="text" value="5/3/2012"/>
Amendment 2 #	<input type="text"/>	Admin Modification 2#		<input type="text"/>
Amended on	<input type="text"/>	Modified on		<input type="text"/>



This map is for illustrative purposes only. Drawings depict conceptual project corridors and areas, not approved alignments.



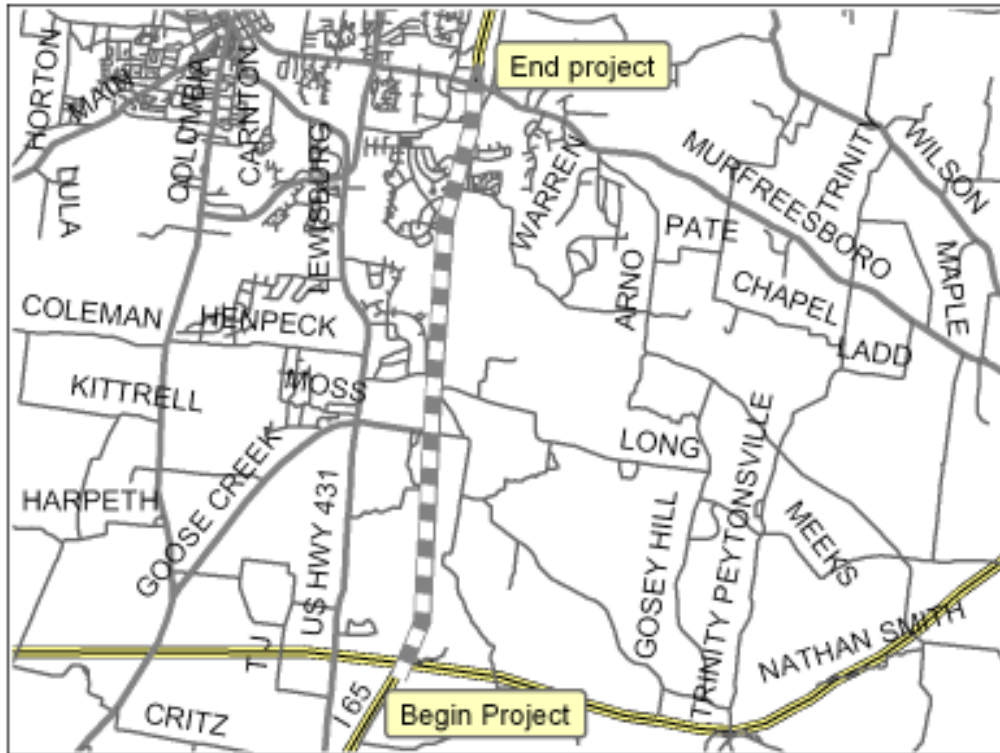
Nashville Area MPO Fiscal Years 2011-2015 Transportation Improvement Program

REVISED

TIP #	<input type="text" value="2011-62-110"/>	TDOT PIN #	<input type="text" value="106269.01"/>	Improvement Type	<input type="text" value="Road Widening"/>	Lead Agency	<input type="text" value="TDOT"/>
County	<input type="text" value="Williamson"/>	Length	<input type="text" value="2.7"/> mi	RTP#	<input type="text" value="1062-113"/>	Conformity Status	<input type="text" value="Non-Exempt"/>
Route/Project Name	<input type="text" value="I-65"/>			Total Project Cost	<input type="text" value="\$31,070,000"/>		
Termini or Intersection	<input type="text" value="From near SR-840 to SR-248 (Peytonville Rd)"/>						
Project Description	<input type="text" value="Widen from 4LN to 8-LN with HOV LN"/>						

Fiscal Year	Type of Work	Funding Type	Total Funds	Fed Funds	State Funds	Local Funds
<input type="text" value="2013"/>	<input type="text" value="CONST"/>	<input type="text" value="NHPP"/>	<input type="text" value="\$31,070,000"/>	<input type="text" value="\$27,963,000"/>	<input type="text" value="\$3,107,000"/>	<input type="text" value="\$0"/>
<input type="text"/>	<input type="text"/>	<input type="text"/>	<input type="text"/>	<input type="text"/>	<input type="text"/>	<input type="text"/>
<input type="text"/>	<input type="text"/>	<input type="text"/>	<input type="text"/>	<input type="text"/>	<input type="text"/>	<input type="text"/>
<input type="text"/>	<input type="text"/>	<input type="text"/>	<input type="text"/>	<input type="text"/>	<input type="text"/>	<input type="text"/>

		Remarks
Amendment 1 #	<input type="text"/>	Admin Modification 1# <input type="text" value="2012-014"/>
Amended on	<input type="text"/>	Modified on <input type="text" value="5/3/2012"/>
Amendment 2 #	<input type="text"/>	Admin Modification 2# <input type="text" value="2013-021"/>
Amended on	<input type="text"/>	Modified on <input type="text" value="3/8/2013"/>



This map is for illustrative purposes only. Drawings depict conceptual project corridors and areas, not approved alignments.

This page intentionally left blank



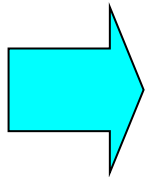
Administrative Modification to The Fiscal Years 2011-2015
Transportation Improvement Program

Administrative Modification #: 2013-022
TIP Number: 2011-64-111

FROM:

TIP# 2011-64-111						
Jurisdiction:		TDOT				
Project:		I-65 Interchange				
Termini:		SR-248				
Description:		Interchange modification.				
FY	Work	Funding	Total	Fed	State	Local
2013	CONST	IM	27,500,000	24,750,000	2,750,000	0
						0
						0
						0
TOTAL			27,500,000	24,750,000	2,750,000	0

TO:



TIP# 2011-64-111						
Jurisdiction:		TDOT				
Project:		I-65 Interchange				
Termini:		SR-248				
Description:		Interchange modification.				
FY	Work	Funding	Total	Fed	State	Local
2013	CONST	NHPP	35,750,000	32,175,000	3,575,000	0
TOTAL			35,750,000	32,175,000	3,575,000	0

*This project is being modified to change the funding source for fiscal year 2013 from IM to NHPP to reflect new codes part of the MAP-21 transportation bill. Additionally, \$7,425,000 (federal share) are being added to the project..



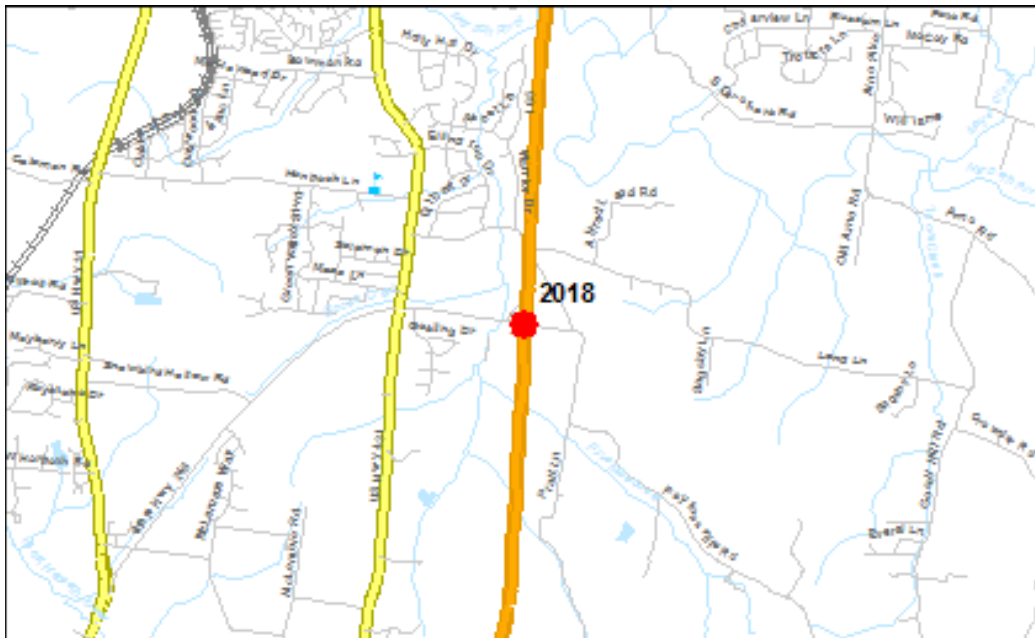
Nashville Area MPO Fiscal Years 2011-2015 Transportation Improvement Program

ORIGINAL

TIP #	<input type="text" value="2011-64-111"/>	TDOT PIN #	<input type="text" value="106263.02"/>	Improvement Type	<input type="text" value="Interchange"/>	Lead Agency	<input type="text" value="TDOT"/>
County	<input type="text" value="Williamson"/>	Length	<input type="text" value="0.1"/> mi	RTP#	<input type="text" value="1062-113"/>	Conformity Status	<input type="text"/>
Route/Project Name	<input type="text" value="I-65 Interchange"/>					Total Project Cost	<input type="text" value="\$27,924,700"/>
Termini or Intersection	<input type="text" value="SR-248"/>						
Project Description	<input type="text" value="Interchange modification"/>						

Fiscal Year	Type of Work	Funding Type	Total Funds	Fed Funds	State Funds	Local Funds
<input type="text" value="2013"/>	<input type="text" value="CONST"/>	<input type="text" value="IM"/>	<input type="text" value="\$27,500,000"/>	<input type="text" value="\$24,750,000"/>	<input type="text" value="\$2,750,000"/>	<input type="text"/>
<input type="text"/>	<input type="text"/>	<input type="text"/>	<input type="text"/>	<input type="text"/>	<input type="text"/>	<input type="text"/>
<input type="text"/>	<input type="text"/>	<input type="text"/>	<input type="text"/>	<input type="text"/>	<input type="text"/>	<input type="text"/>
<input type="text"/>	<input type="text"/>	<input type="text"/>	<input type="text"/>	<input type="text"/>	<input type="text"/>	<input type="text"/>

		Remarks
Amendment 1 #	<input type="text"/>	Admin Modification 1# <input type="text"/>
Amended on	<input type="text"/>	Modified on <input type="text"/>
Amendment 2 #	<input type="text"/>	Admin Modification 2# <input type="text"/>
Amended on	<input type="text"/>	Modified on <input type="text"/>



This map is for illustrative purposes only. Drawings depict conceptual project corridors and areas, not approved alignments.



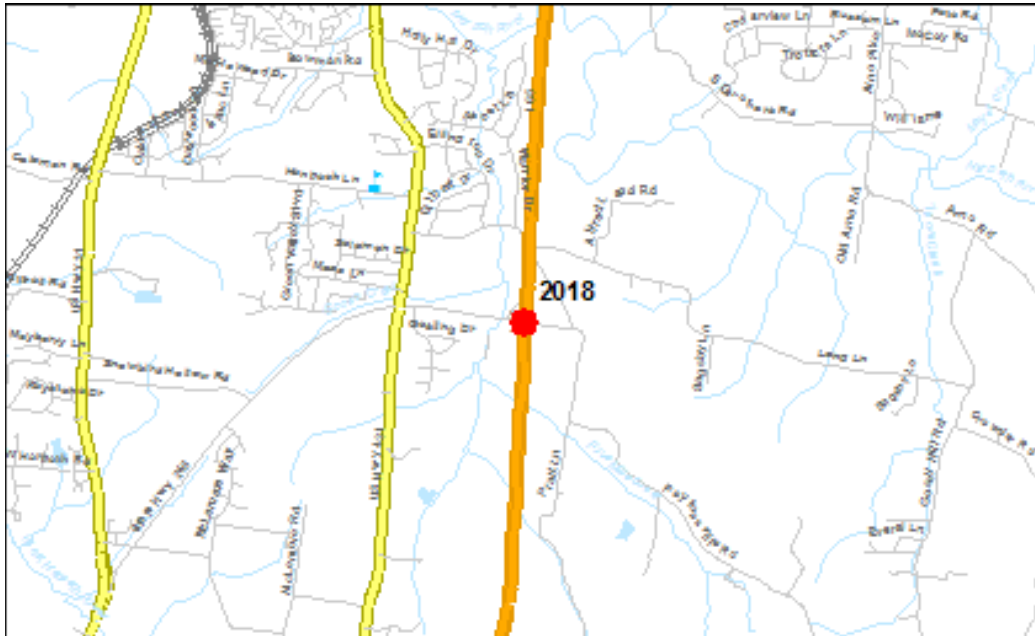
Nashville Area MPO Fiscal Years 2011-2015 Transportation Improvement Program

REVISED

TIP #	<input type="text" value="2011-64-111"/>	TDOT PIN #	<input type="text" value="106263.02"/>	Improvement Type	<input type="text" value="Interchange"/>	Lead Agency	<input type="text" value="TDOT"/>
County	<input type="text" value="Williamson"/>	Length	<input type="text" value="0.1"/> mi	RTP#	<input type="text" value="1062-113"/>	Conformity Status	<input type="text"/>
Route/Project Name	<input type="text" value="I-65 Interchange"/>					Total Project Cost	<input type="text" value="\$66,820,000"/>
Termini or Intersection	<input type="text" value="SR-248"/>						
Project Description	<input type="text" value="Interchange modification"/>						

Fiscal Year	Type of Work	Funding Type	Total Funds	Fed Funds	State Funds	Local Funds
<input type="text" value="2013"/>	<input type="text" value="CONST"/>	<input type="text" value="NHPP"/>	<input type="text" value="\$35,750,000"/>	<input type="text" value="\$32,175,000"/>	<input type="text" value="\$3,575,000"/>	<input type="text" value="\$0"/>
<input type="text"/>	<input type="text"/>	<input type="text"/>	<input type="text"/>	<input type="text"/>	<input type="text"/>	<input type="text"/>
<input type="text"/>	<input type="text"/>	<input type="text"/>	<input type="text"/>	<input type="text"/>	<input type="text"/>	<input type="text"/>
<input type="text"/>	<input type="text"/>	<input type="text"/>	<input type="text"/>	<input type="text"/>	<input type="text"/>	<input type="text"/>

				Remarks
Amendment 1 #	<input type="text"/>	Admin Modification 1#	<input type="text" value="2013-022"/>	
Amended on	<input type="text"/>	Modified on	<input type="text" value="3/8/2013"/>	
Amendment 2 #	<input type="text"/>	Admin Modification 2#	<input type="text"/>	
Amended on	<input type="text"/>	Modified on	<input type="text"/>	



This map is for illustrative purposes only. Drawings depict conceptual project corridors and areas, not approved alignments.

This page intentionally left blank

**Nashville Area MPO
Transportation Improvement Program
FYs 2011 through 2015**

Funding Tables, Before March 8, 2013 Administrative Modifications

Table 3. FYs 2011-2015 TDOT Program Funds

Grant Program	FY 2011	FY 2012	FY 2013	FY 2014	FY 2015	TOTAL
Total Amount Programmed*	\$ 317,510,334	\$ 234,615,948	\$ 156,709,601	\$ 32,569,594	\$ 431,250	\$ 741,836,727
BRR-L (Bridge Replacement & Rehabilitation - Local)	\$ 408,000	\$ 2,808,000	\$ -	\$ -	\$ -	\$ 3,216,000
BRR-S (Bridge Replacement & Rehabilitation - State)	\$ 23,467,099	\$ 3,240,000	\$ -	\$ -	\$ -	\$ 26,707,099
CMAQ (Congestion Mitigation Air Quality)	\$ 10,205,043	\$ 8,991,445	\$ 6,279,300	\$ 3,024,000	\$ -	\$ 28,499,788
DEMO (Section 115 Demonstration Program)	\$ 354,172	\$ -	\$ 72,689	\$ -	\$ -	\$ 426,861
ENH (Enhancement Grants)	\$ 2,994,728	\$ 5,438,353	\$ 1,661,016	\$ 2,000,000	\$ -	\$ 12,094,097
HPP (High Priority Projects)	\$ 14,620,467	\$ 7,575,996	\$ 6,916,350	\$ 844,800	\$ -	\$ 29,957,613
HSIP (Highway Safety Improvement Program)	\$ 7,740,000	\$ 4,500,000	\$ 1,800,000	\$ 1,800,000	\$ -	\$ 15,840,000
H-STP (STP Set Aside for Hazard Elimination)	\$ -	\$ 100,000	\$ -	\$ -	\$ -	\$ 100,000
IM (Interstate Maintenance)	\$ 113,665,050	\$ 53,859,161	\$ 46,320,000	\$ -	\$ -	\$ 213,844,211
IMD (Interstate Maintenance Discretionary)	\$ -	\$ 3,750,000	\$ -	\$ -	\$ -	\$ 3,750,000
ITS (Intelligent Transportation Systems)	\$ 1,891,073	\$ -	\$ -	\$ -	\$ -	\$ 1,891,073
NHS (National Highway System)	\$ 1,760,000	\$ 17,276,800	\$ 20,562,854	\$ 112,500	\$ -	\$ 39,712,154
NHPP (National Highway Performance Program)	\$ -	\$ -	\$ 25,811,314	\$ 12,863,480	\$ -	\$ 38,674,794
NSBP (National Scenic Byways Program)	\$ 276,644	\$ 266,698	\$ -	\$ -	\$ -	\$ 543,342
PLHD (Public Lands Highways)	\$ 4,023,107	\$ -	\$ -	\$ -	\$ -	\$ 4,023,107
SIP (Safety Improvement Program)	\$ -	\$ 134,640	\$ -	\$ -	\$ -	\$ 134,640
SRTS (Safe Routes to School)	\$ 850,000	\$ 850,000	\$ 850,000	\$ 850,000	\$ -	\$ 3,400,000
STP (State Surface Transportation Program)	\$ 55,721,742	\$ 57,029,216	\$ 18,640,000	\$ 4,520,000	\$ -	\$ 135,910,958
STP-S (STP Set Aside for Safety Improvements)	\$ -	\$ -	\$ 266,400	\$ -	\$ -	\$ 266,400
State Funds (includes matching funds)	\$ 79,533,209	\$ 68,795,639	\$ 27,529,678	\$ 6,554,814	\$ 431,250	\$ 182,844,590

*Funds are programmed only if corresponding revenue is anticipated by TDOT.

This page intentionally left blank

REVISED

**Nashville Area MPO
Transportation Improvement Program
FYs 2011 through 2015**

Funding Tables, After March 8, 2013 Administrative Modifications

Table 3. FYs 2011-2015 TDOT Program Funds

Grant Program	FY 2011	FY 2012	FY 2013	FY 2014	FY 2015	TOTAL
Total Amount Programmed*	\$ 317,510,334	\$ 234,615,948	\$ 172,129,601	\$ 32,569,594	\$ 431,250	\$ 757,256,727
BRR-L (Bridge Replacement & Rehabilitation - Local)	\$ 408,000	\$ 2,808,000	\$ -	\$ -	\$ -	\$ 3,216,000
BRR-S (Bridge Replacement & Rehabilitation - State)	\$ 23,467,099	\$ 3,240,000	\$ -	\$ -	\$ -	\$ 26,707,099
CMAQ (Congestion Mitigation Air Quality)	\$ 10,205,043	\$ 8,991,445	\$ 6,279,300	\$ 3,024,000	\$ -	\$ 28,499,788
DEMO (Section 115 Demonstration Program)	\$ 354,172	\$ -	\$ 72,689	\$ -	\$ -	\$ 426,861
ENH (Enhancement Grants)	\$ 2,994,728	\$ 5,438,353	\$ 1,661,016	\$ 2,000,000	\$ -	\$ 12,094,097
HPP (High Priority Projects)	\$ 14,620,467	\$ 7,575,996	\$ 6,916,350	\$ 844,800	\$ -	\$ 29,957,613
HSIP (Highway Safety Improvement Program)	\$ 7,740,000	\$ 4,500,000	\$ 1,800,000	\$ 1,800,000	\$ -	\$ 15,840,000
H-STP (STP Set Aside for Hazard Elimination)	\$ -	\$ 100,000	\$ -	\$ -	\$ -	\$ 100,000
IM (Interstate Maintenance)	\$ 113,665,050	\$ 53,859,161	\$ 60,000	\$ -	\$ -	\$ 167,548,211
IMD (Interstate Maintenance Discretionary)	\$ -	\$ 3,750,000	\$ -	\$ -	\$ -	\$ 3,750,000
ITS (Intelligent Transportation Systems)	\$ 1,891,073	\$ -	\$ -	\$ -	\$ -	\$ 1,891,073
NHS (National Highway System)	\$ 1,760,000	\$ 17,276,800	\$ 20,562,854	\$ 112,500	\$ -	\$ 39,712,154
NHPP (National Highway Performance Program)	\$ -	\$ -	\$ 85,949,314	\$ 12,863,480	\$ -	\$ 98,812,794
NSBP (National Scenic Byways Program)	\$ 276,644	\$ 266,698	\$ -	\$ -	\$ -	\$ 543,342
PLHD (Public Lands Highways)	\$ 4,023,107	\$ -	\$ -	\$ -	\$ -	\$ 4,023,107
SIP (Safety Improvement Program)	\$ -	\$ 134,640	\$ -	\$ -	\$ -	\$ 134,640
SRTS (Safe Routes to School)	\$ 850,000	\$ 850,000	\$ 850,000	\$ 850,000	\$ -	\$ 3,400,000
STP (State Surface Transportation Program)	\$ 55,721,742	\$ 57,029,216	\$ 18,640,000	\$ 4,520,000	\$ -	\$ 135,910,958
STP-S (STP Set Aside for Safety Improvements)	\$ -	\$ -	\$ 266,400	\$ -	\$ -	\$ 266,400
State Funds (includes matching funds)	\$ 79,533,209	\$ 68,795,639	\$ 29,071,678	\$ 6,554,814	\$ 431,250	\$ 184,386,590

*Funds are programmed only if corresponding revenue is anticipated by TDOT.