



June 19, 2013

Ms. Rhiannon Chambers
 Program Development & Scheduling Office
 Tennessee Department of Transportation
 505 Deaderick Street, Suite 600
 Nashville, Tennessee 37243

Re: June 2013 FY 2011-15 TIP Amendments for the Nashville Area MPO

Dear Ms. Chambers:

Enclosed is an amendment package to the Nashville Area MPO's FY 2011-2015 Transportation Improvement Program (TIP). The amendments were adopted by the MPO Executive Board at its June 19, 2013 meeting. The following projects are included for your review:

TIP #	Project	Sponsor	Amendment
2006-408	SR-6/ US-31/ Franklin Road Widening	TDOT/ Brentwood	Shift FY; add funds
2004-022	SR-76 Sidewalks	City of White House	Program CONST
2004-005	Jefferson Street Intersections	Metro Nashville	Re-scope project
2011-86-6666	Regional Non-Motorized Projects with U-STP	Nashville Area MPO	Revise description
2002-032	Franklin Traffic Operations Center	City of Franklin	Add funds

Copies of the original and revised TIP pages are included for your reference. The amendments have been made according to the procedures identified in the MPO's federally-approved Public Participation Plan and result in a fiscally constrained TIP.

Please consider this a formal request to amend the STIP. Thank you for your assistance in processing this request. If you have any questions or comments, please contact me or Félix Castrodad at 862-7204.

Best,

A handwritten signature in black ink, appearing to read "M. Skipper".

Michael Skipper, AICP
 Executive Director

CC w/enclosures: Mr. Rick Pack, TDOT
Ms. Angie Midgett, TDOT
Ms. Kim Thompson, TDOT
Ms. Lisa Dunn, TDOT
Ms. Liza Joffrion, TDOT
Mr. Kirk Bednar, City of Brentwood
Mr. Mike Harris, City of Brentwood
Mr. Gerald Herman, City of White House
Mr. Reed Hillen, City of White House
Mr. Billy Davis, Metro Nashville
Mr. Kevin Comstock, City of Franklin
Mr. Jim McAteer, MPO TCC Chair
The Honorable Rogers Anderson, MPO Executive Board Chair

Enclosures



June 19, 2013

Ms. Liza Joffrion
 Director of Multimodal Transportation Resources
 Multimodal Transportation Resources Division
 Tennessee Department of Transportation
 Suite 1800, James K. Polk Bldg.
 Nashville, Tennessee 37243

Re: June 2013 FY 2011-15 TIP Amendments for the Nashville Area MPO

Dear Ms. Joffrion:

Enclosed is an amendment package to the Nashville Area MPO's FY 2011-2015 Transportation Improvement Program (TIP). The amendments were adopted by the MPO Executive Board at its June 19, 2013 meeting. The following transit projects are included for your review:

TIP #	Project	Sponsor	Amendment
2011-65-016	Local Bus Service Preventative Maintenance and Capitalization	Franklin Transit Authority	Shift funds to another TIP project
2013-65-220	Local Multimodal Transit Planning	Franklin Transit Authority	Add project to TIP
2013-85-221	Lowered Floor Minivans	MCHRA	Add project to TIP
2013-85-222	Cutaway Minibus	Easter Seals TN	Add project to TIP
2013-85-223	Passenger Van	Easter Seals TN	Add project to TIP
2008-15-054	Bus Purchase and Replacement	Nashville MTA	Add funds

Copies of the original and revised TIP pages are included for your reference. The amendments have been made according to the procedures identified in the MPO's federally-approved Public Participation Plan and result in a fiscally constrained TIP.

Please consider this a formal request to amend the STIP. Thank you for your assistance in processing this request. If you have any questions or comments, please contact me or Félix Castrodad at 862-7204.

Best,

A handwritten signature in black ink, appearing to read "Michael Skipper".

Michael Skipper, AICP
 Executive Director

CC w/enclosures: Ms. Angie Midgett, TDOT
Mr. Rick Pack, TDOT
Ms. Ronda Hirst, TDOT
Ms. Rhiannon Chambers, TDOT
Ms. Debbie Henry, Franklin Transit Authority
Mr. Diane Thorne, Franklin Transit Authority
Mr. Jeff Simpson, MCHRA Public Transit
Ms. Rita Baumgartner, Easter Seals Tennessee
Mr. Ed Oliphant, Nashville MTA
Ms. Pat Downs, Nashville MTA
Mr. Jim McAteer, Nashville MTA and MPO TCC Chair
The Honorable Rogers Anderson, MPO Executive Board Chair

Enclosures

MPO RESOLUTION 2013-002

A RESOLUTION AMENDING THE TRANSPORTATION IMPROVEMENT PROGRAM FOR FEDERAL FISCAL YEARS 2011 THROUGH 2015

WHEREAS, the Nashville Area Metropolitan Planning Organization (MPO) is responsible for the development and adoption of a Transportation Improvement Program (TIP) for the metropolitan planning area in cooperation with the state, local governments, and public transit operators; and

WHEREAS, on December 15, 2010, the MPO adopted the TIP for federal fiscal years 2011 through 2015 to advance projects contained within the MPO's 2035 Regional Transportation Plan; and

WHEREAS, the TIP consists of a staged multi-year program of federally and regionally significant transportation improvement projects that are financially constrained by year and includes an annual element for Metropolitan Nashville and Davidson County, Rutherford County, Sumner County, Williamson County, Wilson County, and portions of Maury and Robertson counties; and

WHEREAS, the MPO's Public Participation Plan allows the public and interested stakeholders a period of no less than 21 days to review proposed amendments to the TIP; and

WHEREAS, the following amendments have met all public noticing requirements, are consistent with the 2035 Regional Transportation Plan, and conform to the requirements of Title 23 Code of Federal Regulations Part 450.324;

NOW, THEREFORE, BE IT RESOLVED by the Executive Board of the Nashville Area Metropolitan Planning Organization, that the Fiscal Years 2011 through 2015 Transportation Improvement Program is amended as follows.

Amend#	Project Description	Proposed Change
2013-028	TDOT - SR-6/US-31/Franklin Road Widening	Shift year; add funds
2013-029	White House - SR-76 Sidewalks	Program Construction
2013-030	FTA - Local Bus Service Prev Maint. & Capitalization	Shift funds
2013-031	FTA - Local Multimodal Transit Service Planning	Add project to TIP
2013-032	MCHRA - Lowered Floor Minivans	Add project to TIP
2013-033	Easter Seals TN - Cutaway Minibus	Add project to TIP
2013-034	Easter Seals TN - Passenger Van	Add project to TIP
2013-035	Metro Nashville - Jefferson St. Intersections	Revise scope
2013-036	MTA - Bus Purchase & Replacement	Add funds
2013-037	MPO - Regional Non-Motorized Projects with U-STP	Revise description
2013-038	Franklin - Franklin Traffic Operations Center	Add funds

Adopted this 19th day of June, 2013 by the Executive Board of the Nashville Area Metropolitan Planning Organization.



The Honorable Mayor Rogers Anderson
Chairman, MPO Executive Board

Attest:



Michael Skipper, AICP
Executive Director and Secretary of the Board

MPO RESOLUTION 2010-008

A RESOLUTION ADOPTING THE 2035 REGIONAL TRANSPORTATION PLAN

WHEREAS, the Nashville Area Metropolitan Planning Organization (MPO) is responsible for carrying out a comprehensive, cooperative, and continuing transportation planning process throughout Davidson, Rutherford, Sumner, Williamson, Wilson and portions of Maury and Robertson counties; and

WHEREAS, the Safe, Accountable, Flexible, Efficient, Transportation Equity Act - A Legacy for Users (SAFETEA-LU), passed by the United States Congress and signed into law by the President in 2005, requires that each MPO adopt a long range transportation plan to help guide federal investments in transportation infrastructure; and

WHEREAS, various federal, state, regional, and local agencies and organizations concerned with transportation planning for the MPO area have cooperatively developed the 2035 Regional Transportation Plan to satisfy federal planning requirements of SAFETEA-LU; and

WHEREAS, the MPO has followed the prescribed guidance for the development of the long range transportation plan, as found in the Final Rule for Metropolitan Planning in the Federal Register, February 14, 2007 under section 450.322, in the preparation of the 2035 Regional Transportation Plan; and

WHEREAS, the MPO has involved the public and interested stakeholders in an open and transparent process as detailed by the MPO's Public Participation Plan which includes a public review and comment period of no less than 30 days, at least one public workshop in each of the counties of the MPO, and two formal public hearings; and


WHEREAS, the 2035 Regional Transportation Plan is consistent with state and local transportation plans and programs and has been determined to be in conformity with the Clean Air Act Amendments of 1990;

NOW, THEREFORE, BE IT RESOLVED by the Executive Board of the Nashville Area MPO, that 2035 Regional Transportation Plan is adopted in order to ensure the continued livability, sustainability, prosperity, and diversity of Middle Tennessee by serving as the basis for future transportation planning and programming decisions for the region.

Adopted this 15th day of December, 2010 by the Executive Board of the Nashville Area Metropolitan Planning Organization.


The Honorable Mayor Karl F. Dean
Chairman, MPO Executive Board

Attest:


Michael Skipper, AICP
Secretary, MPO Executive Board

MPO RESOLUTION 2010-009

**A RESOLUTION ADOPTING THE TRANSPORTATION IMPROVEMENT PROGRAM
FOR FEDERAL FISCAL YEARS 2011 THROUGH 2015**

WHEREAS, the Nashville Area Metropolitan Planning Organization (MPO) is responsible for carrying out a comprehensive, cooperative, and continuing transportation planning process throughout Davidson, Rutherford, Sumner, Williamson, Wilson and portions of Maury and Robertson counties; and

WHEREAS, the Safe, Accountable, Flexible, Efficient, Transportation Equity Act - A Legacy for Users (SAFETEA-LU), passed by the United States Congress and signed into law by the President in 2005, requires that each MPO adopt a short-range work program that consists of federally funded and/or regionally significant transportation improvement projects within the metropolitan area; and


WHEREAS, various federal, state, regional, and local agencies and organizations concerned with transportation planning for the MPO area have cooperatively developed the Transportation Improvement Program (TIP) for Federal Fiscal Years 2011 through 2015 to satisfy federal planning requirements of SAFETEA-LU; and

WHEREAS, the TIP is comprised of projects that are derived from the MPO's adopted 2035 Regional Transportation Plan, is consistent with local and state transportation plans, and has met the requirements of Title 23 Code of Federal Regulations Part 450.324; and

WHEREAS, the MPO has involved the public and interested stakeholders in an open and transparent process as detailed by the MPO's Public Participation Plan which includes a public review and comment period of no less than 21 days and two formal public hearings;

NOW, THEREFORE, BE IT RESOLVED by the Executive Board of the Nashville Area MPO, that Transportation Improvement Program for Federal Fiscal Years 2011 through 2015 is adopted in order to ensure the continued livability, sustainability, prosperity, and diversity of Middle Tennessee by implementing the short-range component of the 2035 Regional Transportation Plan.

Adopted this 15th day of December, 2010 by the Executive Board of the Nashville Area Metropolitan Planning Organization.



The Honorable Mayor Karl F. Dean
Chairman, MPO Executive Board

Attest:



Michael Skipper, AICP
Secretary, MPO Executive Board



U.S. Department
of Transportation
**Federal Highway
Administration**

Tennessee Division

January 7, 2011

404 BNA Drive, Suite 508
Nashville, Tennessee 37217
Phone (615) 781-5770
Fax (615) 781-5773
www.fhwa.dot.gov

Mr. Paul Degges
Chief Engineer
Tennessee Department of Transportation
James K. Polk Building, Suite 700
Nashville, TN 37243-0349

In Reply Refer To:
HPP-TN

Subject: 2011-2014 Nashville and Jackson TIPs

Dear Mr. Degges:

The Federal Highway Administration (FHWA) and Federal Transit Administration (FTA) have reviewed the Statewide Transportation Improvement Program (STIP) Amendment for Fiscal Years 2011-2014. The 23 CFR 450.220 requires FHWA and FTA approval of the STIP at least every four years. This amendment includes Transportation Improvement Programs without modification for the Nashville and Jackson Metropolitan Planning Organizations.

The Tennessee Department of Transportation has provided appropriate public involvement for the STIP amendment, and has documented appropriate fiscal constraint.

The FHWA and FTA approve the FY 2011-2014 STIP, as amended, based on the requirements of the 23 CFR 450. If you have any questions regarding this approval, please contact Britta Stein at (615) 781-5792, or Elizabeth Martin of FTA at (404) 865-5612.

Sincerely,

Pamela M. Kordenbrock
Division Administrator

cc: Mr. Joe Carpenter, Chief Environment & Planning Bureau, TDOT
Ms. Jeanne Stevens, Director, Long Range Planning, TDOT
Mr. Jim Moore, Director, Program Development, TDOT
Ms. Deborah Fleming, MPO Program Coordinator, TDOT
Ms. Angela Midgett, MPO Program Coordinator, TDOT
Mr. Keith Donaldson, MPO Coordinator, MPO
Mr. Michael Skipper, MPO Coordinator, Nashville MPO
Ms. Elizabeth Martin, Community Planner, FTA Region 4
Ms. Valencia Williams, Community Planner, FTA Region 4
Ms. Jamie Pfister, Planning & Program Director, FTA Region 4





NASHVILLE AREA

Metropolitan Planning Organization

FY 2011-2015 TIP Amendments – June 2013

TIP Amendment # 2013-028

TIP #: 2006-408
2035 RTP ID: 1062-160
Project: SR-6/ US-31/Franklin Road Widening
Requested By: TDOT
Phase: Utilities
Fiscal Year(s): 2013
Proposed Changes: Shift fiscal year; add funds
Total Project Cost: \$33,100,000

FROM: \$4,000,000

<i>FY</i>	<i>Type of Work</i>	<i>Funding</i>	<i>Total</i>	<i>Federal</i>	<i>State</i>	<i>Local</i>
2012	UTILITIES	STP	400,000	320,000	80,000	0
2014	ROW	LOCAL	1,200,000	0	0	1,200,000
2015	ROW	U-STP	2,400,000	1,000,000	0	1,400,000
Total			4,000,000	1,320,000	80,000	2,600,000

TO: \$7,600,000

<i>FY</i>	<i>Type of Work</i>	<i>Funding</i>	<i>Total</i>	<i>Federal</i>	<i>State</i>	<i>Local</i>
2013	UTILITIES	STP	4,000,000	3,200,000	800,000	0
2014	ROW	LOCAL	1,200,000	0	0	1,200,000
2015	ROW	U-STP	2,400,000	1,000,000	0	1,400,000
Total			7,600,000	4,200,000	800,000	2,600,000

Description: Reconstruct road and widen from 2 to 5 lanes. Road will include curb and gutter with a separated 10' multi-use path on east side.

Background: This is a project in the current TIP. The amendment shifts the fiscal year for the utilities phase from 2012 to 2013. Additionally, \$2,880,000 (federal share) in Surface Transportation Program (STP) funds are being added for utilities work. This project is sponsored by TDOT and the City of Brentwood.



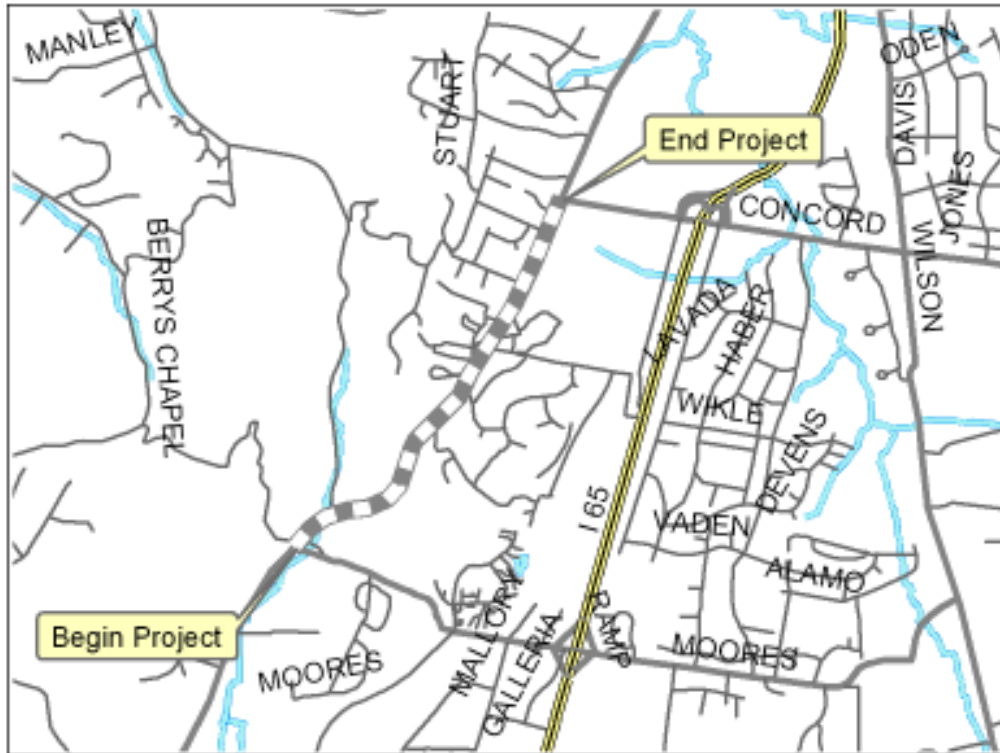
Nashville Area MPO Fiscal Years 2011-2015 Transportation Improvement Program

ORIGINAL

TIP #	<input type="text" value="2006-408"/>	TDOT PIN #	<input type="text"/>	Improvement Type	<input type="text" value="Road Widening"/>	Lead Agency	<input type="text" value="Brentwood/TDOT"/>
County	<input type="text" value="Williamson"/>	Length	<input type="text" value="2.3"/> mi	RTP#	<input type="text" value="1062-160"/>	Conformity Status	<input type="text" value="Non-Exempt"/>
Route/Project Name	<input type="text" value="SR-6/ US-31/Franklin Road Widening"/>					Total Project Cost	<input type="text" value="\$29,500,000"/>
Termini or Intersection	<input type="text" value="From Concord Road (S.R. 253) to south of Moore's Lane (S.R. 441)"/>						
Project Description	<input type="text" value="Road will be widened from 2 to 5 lanes. Road will include curb and gutter with a separated 10' multi-use path on east side."/>						

Fiscal Year	Type of Work	Funding Type	Total Funds	Fed Funds	State Funds	Local Funds
<input type="text" value="2012"/>	<input type="text" value="UTILITIES"/>	<input type="text" value="STP"/>	<input type="text" value="\$400,000"/>	<input type="text" value="\$320,000"/>	<input type="text" value="\$80,000"/>	<input type="text"/>
<input type="text" value="2014"/>	<input type="text" value="ROW"/>	<input type="text" value="LOCAL"/>	<input type="text" value="\$1,200,000"/>	<input type="text"/>	<input type="text"/>	<input type="text" value="\$1,200,000"/>
<input type="text" value="2015"/>	<input type="text" value="ROW"/>	<input type="text" value="U-STP"/>	<input type="text" value="\$2,400,000"/>	<input type="text" value="\$1,000,000"/>	<input type="text"/>	<input type="text" value="\$1,400,000"/>
<input type="text"/>	<input type="text"/>	<input type="text"/>	<input type="text"/>	<input type="text"/>	<input type="text"/>	<input type="text"/>

			Remarks	<input type="text" value="2015 = Illustrative year"/>
Amendment 1 #	<input type="text" value="2011-022"/>	Admin Modification 1#	<input type="text"/>	
Amended on	<input type="text" value="9/21/2011"/>	Modified on	<input type="text"/>	
Amendment 2 #	<input type="text"/>	Admin Modification 2#	<input type="text"/>	
Amended on	<input type="text"/>	Modified on	<input type="text"/>	



This map is for illustrative purposes only. Drawings depict conceptual project corridors and areas, not approved alignments.



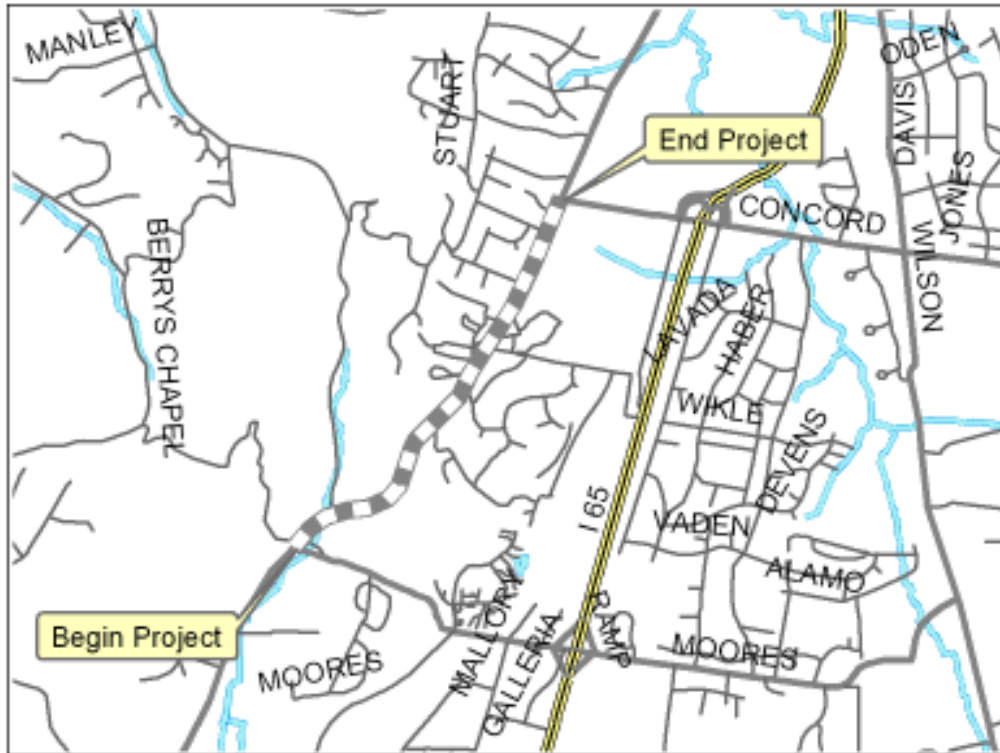
Nashville Area MPO Fiscal Years 2011-2015 Transportation Improvement Program

REVISED

TIP #	<input type="text" value="2006-408"/>	TDOT PIN #	<input type="text"/>	Improvement Type	<input type="text" value="Road Widening"/>	Lead Agency	<input type="text" value="Brentwood/TDOT"/>
County	<input type="text" value="Williamson"/>	Length	<input type="text" value="2.3"/> mi	RTP#	<input type="text" value="1062-160"/>	Conformity Status	<input type="text" value="Non-Exempt"/>
Route/Project Name	<input type="text" value="SR-6/ US-31/Franklin Road Widening"/>					Total Project Cost	<input type="text" value="\$33,100,000"/>
Termini or Intersection	<input type="text" value="From Concord Road (S.R. 253) to south of Moore's Lane (S.R. 441)"/>						
Project Description	<input type="text" value="Road will be widened from 2 to 5 lanes. Road will include curb and gutter with a separated 10' multi-use path on east side."/>						

Fiscal Year	Type of Work	Funding Type	Total Funds	Fed Funds	State Funds	Local Funds
<input type="text" value="2013"/>	<input type="text" value="UTILITIES"/>	<input type="text" value="STP"/>	<input type="text" value="\$4,000,000"/>	<input type="text" value="\$3,200,000"/>	<input type="text" value="\$800,000"/>	<input type="text" value="\$0"/>
<input type="text" value="2014"/>	<input type="text" value="ROW"/>	<input type="text" value="LOCAL"/>	<input type="text" value="\$1,200,000"/>	<input type="text" value="\$0"/>	<input type="text" value="\$0"/>	<input type="text" value="\$1,200,000"/>
<input type="text" value="2015"/>	<input type="text" value="ROW"/>	<input type="text" value="U-STP"/>	<input type="text" value="\$2,400,000"/>	<input type="text" value="\$1,000,000"/>	<input type="text" value="\$0"/>	<input type="text" value="\$1,400,000"/>
<input type="text"/>	<input type="text"/>	<input type="text"/>	<input type="text"/>	<input type="text"/>	<input type="text"/>	<input type="text"/>

			Remarks	<input type="text" value="2015 = Illustrative year"/>
Amendment 1 #	<input type="text" value="2011-022"/>	Admin Modification 1#	<input type="text"/>	
Amended on	<input type="text" value="9/21/2011"/>	Modified on	<input type="text"/>	
Amendment 2 #	<input type="text" value="2013-028"/>	Admin Modification 2#	<input type="text"/>	
Amended on	<input type="text" value="6/19/2013"/>	Modified on	<input type="text"/>	



This map is for illustrative purposes only. Drawings depict conceptual project corridors and areas, not approved alignments.

This page intentionally left blank



NASHVILLE AREA

Metropolitan Planning Organization

FY 2011-2015 TIP Amendments – June 2013

TIP Amendment # 2013-029

TIP #: 2004-022
 2035 RTP ID: 1036-274
 Project: **SR-76 Sidewalks**
 Requested By: City of White House
 Phase: Construction
 Fiscal Year(s): **2013**
 Proposed Changes: Program Construction
 Total Project Cost: **\$1,000,706**

FROM: \$ 1,000,706

<i>FY</i>	<i>Type of Work</i>	<i>Funding</i>	<i>Total</i>	<i>Federal</i>	<i>State</i>	<i>Local</i>
2013	PE-D	L-STP	187,000	149,600	37,400	0
2013	PE-D	L-STP	115,099	92,079	0	23,020
2013	CONST	L-STP	331,370	265,096	66,274	0
2013	CONST	L-STP	119,796	95,837	0	23,959
2013	CONST	U-RSV	247,441	197,953	0	49,488
Total			1,000,706	800,565	103,674	96,467

TO: \$ 1,000,706

<i>FY</i>	<i>Type of Work</i>	<i>Funding</i>	<i>Total</i>	<i>Federal</i>	<i>State</i>	<i>Local</i>
2013	PE-D	L-STP	302,099	241,679	60,420	0
2013	CONST	L-STP	451,166	360,933	90,233	0
2013	CONST	U-STP	247,441	197,953	49,488	0
Total			1,000,706	800,565	200,141	0

Description: Construct sidewalks - upgrade to urbanized section, including curb and gutter from East of Raymond Hirsch Pkwy to west of SR-41/US-31 in White House.

Background: This is a project in the current TIP. The City finalized the Preliminary Engineering and is ready to move to Construction. The amendment programs U-STP funds from the reserve for Construction in accordance with Programming Policy #9 of the FY 2011-15 TIP. Additionally, TDOT is providing the 20% match for the L-STP funds.



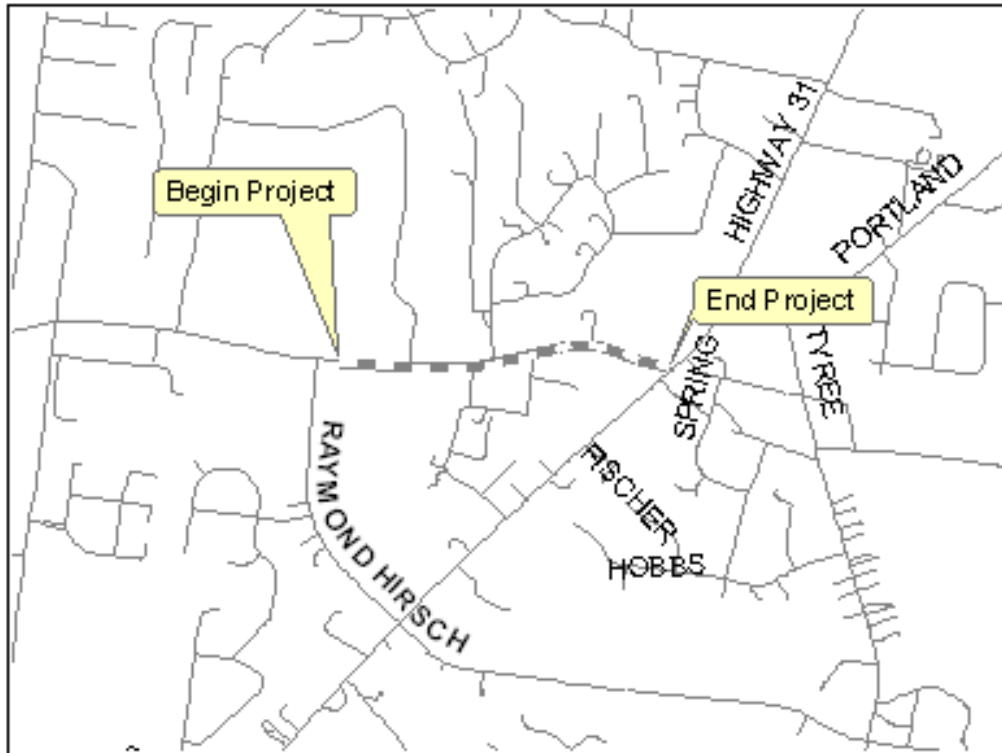
Nashville Area MPO Fiscal Years 2011-2015 Transportation Improvement Program

ORIGINAL

TIP #	<input type="text" value="2004-022"/>	TDOT PIN #	<input type="text"/>	Improvement Type	<input type="text" value="Pedestrian"/>	Lead Agency	<input type="text" value="White House"/>
County	<input type="text" value="Robertson"/>	Length	<input type="text" value="0.0"/> mi	RTP#	<input type="text" value="1036-274"/>	Conformity Status	<input type="text" value="Exempt"/>
Route/Project Name	<input type="text" value="SR-76 Sidewalks"/>					Total Project Cost	<input type="text" value="\$1,000,706"/>
Termini or Intersection	<input type="text" value="East of Raymond Hirsch Pkwy to west of SR-41/US-31"/>						
Project Description	<input type="text" value="Construct sidewalks - upgrade to urbanized section, including curb and gutter"/>						

Fiscal Year	Type of Work	Funding Type	Total Funds	Fed Funds	State Funds	Local Funds
<input type="text" value="2013"/>	<input type="text" value="PE-D"/>	<input type="text" value="L-STP"/>	<input type="text" value="\$187,000"/>	<input type="text" value="\$149,600"/>	<input type="text" value="\$37,400"/>	<input type="text"/>
<input type="text" value="2013"/>	<input type="text" value="PE-D"/>	<input type="text" value="L-STP"/>	<input type="text" value="\$115,099"/>	<input type="text" value="\$92,079"/>	<input type="text"/>	<input type="text" value="\$23,020"/>
<input type="text" value="2013"/>	<input type="text" value="CONST"/>	<input type="text" value="L-STP"/>	<input type="text" value="\$331,370"/>	<input type="text" value="\$265,096"/>	<input type="text" value="\$66,274"/>	<input type="text"/>
<input type="text" value="2013"/>	<input type="text" value="CONST"/>	<input type="text" value="L-STP"/>	<input type="text" value="\$119,796"/>	<input type="text" value="\$95,837"/>	<input type="text"/>	<input type="text" value="\$23,959"/>

				Remarks
Amendment 1 #	<input type="text" value="2012-058"/>	Admin Modification 1#	<input type="text" value="2011-003"/>	
Amended on	<input type="text" value="6/20/2012"/>	Modified on	<input type="text" value="4/27/2011"/>	
Amendment 2 #	<input type="text"/>	Admin Modification 2#	<input type="text"/>	
Amended on	<input type="text"/>	Modified on	<input type="text"/>	



This map is for illustrative purposes only. Drawings depict conceptual project corridors and areas, not approved alignments.



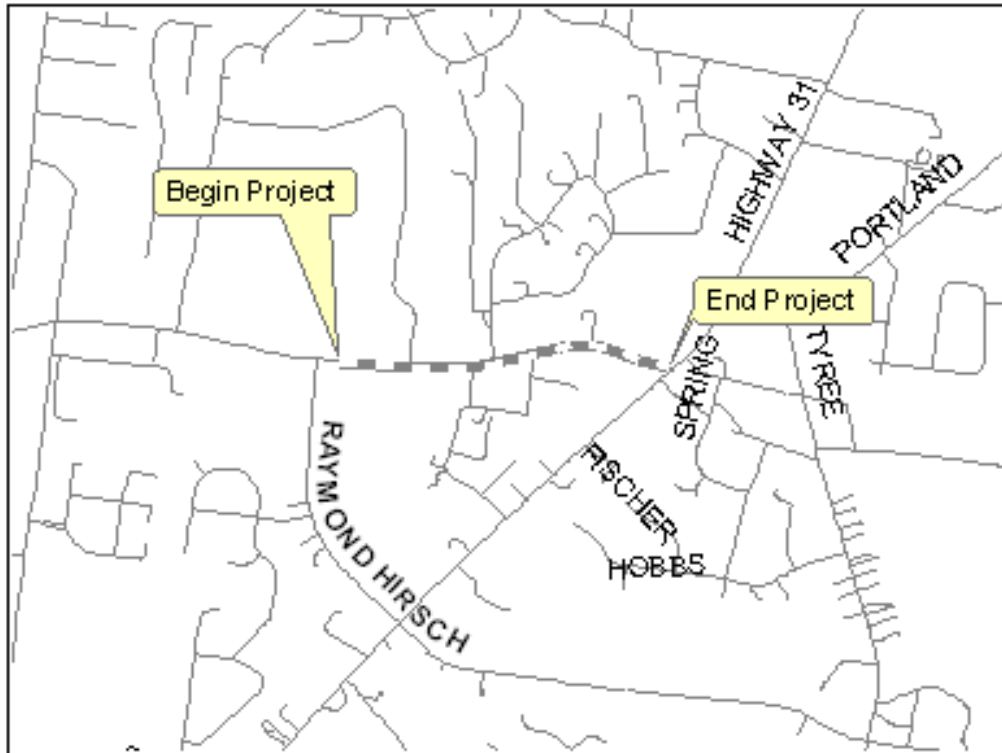
Nashville Area MPO Fiscal Years 2011-2015 Transportation Improvement Program

ORIGINAL

TIP #	<input type="text" value="2004-022b"/>	TDOT PIN #	<input type="text"/>	Improvement Type	<input type="text" value="Pedestrian"/>	Lead Agency	<input type="text" value="White House"/>
County	<input type="text" value="Robertson"/>	Length	<input type="text" value="0.0"/> mi	RTP#	<input type="text" value="1036-274"/>	Conformity Status	<input type="text" value="Exempt"/>
Route/Project Name	<input type="text" value="SR-76 Sidewalks"/>					Total Project Cost	<input type="text" value="\$1,000,706"/>
Termini or Intersection	<input type="text" value="East of Raymond Hirsch Pkwy to west of SR-41/US-31"/>						
Project Description	<input type="text" value="Construct sidewalks - upgrade to urbanized section, including curb and gutter"/>						

Fiscal Year	Type of Work	Funding Type	Total Funds	Fed Funds	State Funds	Local Funds
<input type="text" value="2013"/>	<input type="text" value="CONST"/>	<input type="text" value="U-RSV"/>	<input type="text" value="\$247,441"/>	<input type="text" value="\$197,953"/>	<input type="text" value="\$49,488"/>	<input type="text"/>
<input type="text"/>	<input type="text"/>	<input type="text"/>	<input type="text"/>	<input type="text"/>	<input type="text"/>	<input type="text"/>
<input type="text"/>	<input type="text"/>	<input type="text"/>	<input type="text"/>	<input type="text"/>	<input type="text"/>	<input type="text"/>
<input type="text"/>	<input type="text"/>	<input type="text"/>	<input type="text"/>	<input type="text"/>	<input type="text"/>	<input type="text"/>

				Remarks
Amendment 1 #	<input type="text" value="2012-058"/>	Admin Modification 1#	<input type="text" value="2011-003"/>	
Amended on	<input type="text" value="6/20/2012"/>	Modified on	<input type="text" value="4/27/2011"/>	
Amendment 2 #	<input type="text"/>	Admin Modification 2#	<input type="text"/>	
Amended on	<input type="text"/>	Modified on	<input type="text"/>	



This map is for illustrative purposes only. Drawings depict conceptual project corridors and areas, not approved alignments.



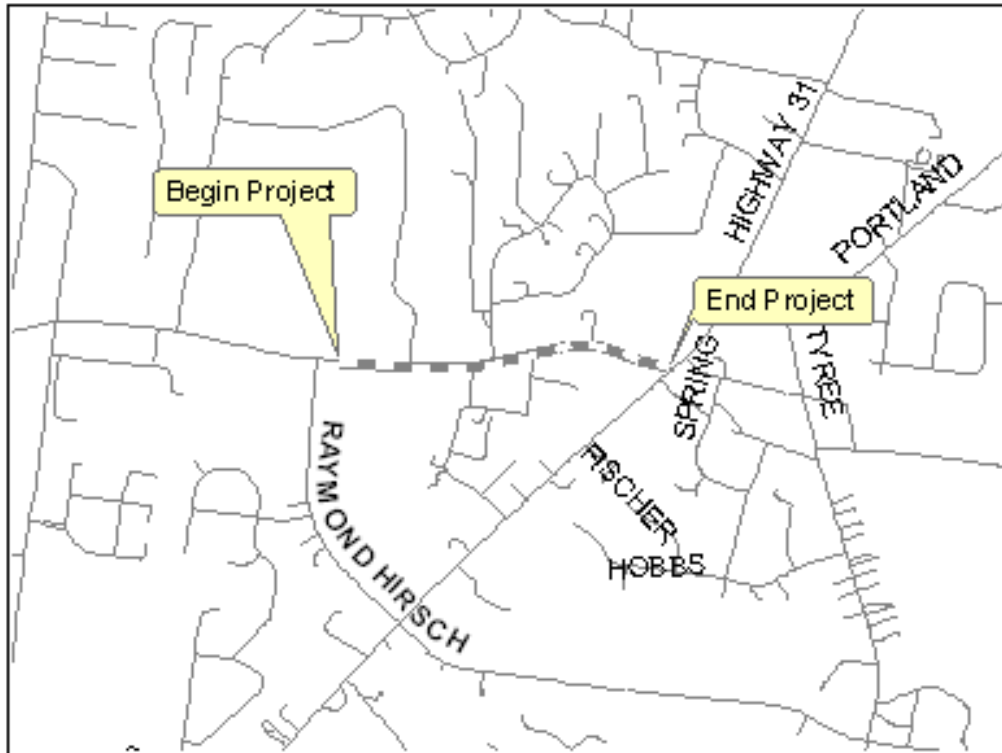
Nashville Area MPO Fiscal Years 2011-2015 Transportation Improvement Program

REVISED

TIP #	<input type="text" value="2004-022"/>	TDOT PIN #	<input type="text"/>	Improvement Type	<input type="text" value="Pedestrian"/>	Lead Agency	<input type="text" value="White House"/>
County	<input type="text" value="Robertson"/>	Length	<input type="text" value="0.0"/> mi	RTP#	<input type="text" value="1036-274"/>	Conformity Status	<input type="text" value="Exempt"/>
Route/Project Name	<input type="text" value="SR-76 Sidewalks"/>					Total Project Cost	<input type="text" value="\$1,000,706"/>
Termini or Intersection	<input type="text" value="East of Raymond Hirsch Pkwy to west of SR-41/US-31"/>						
Project Description	<input type="text" value="Construct sidewalks - upgrade to urbanized section, including curb and gutter"/>						

Fiscal Year	Type of Work	Funding Type	Total Funds	Fed Funds	State Funds	Local Funds
<input type="text" value="2013"/>	<input type="text" value="PE-D"/>	<input type="text" value="L-STP"/>	<input type="text" value="\$302,099"/>	<input type="text" value="\$241,679"/>	<input type="text" value="\$60,420"/>	<input type="text" value="\$0"/>
<input type="text" value="2013"/>	<input type="text" value="CONST"/>	<input type="text" value="L-STP"/>	<input type="text" value="\$451,166"/>	<input type="text" value="\$360,933"/>	<input type="text" value="\$90,233"/>	<input type="text" value="\$0"/>
<input type="text" value="2013"/>	<input type="text" value="CONST"/>	<input type="text" value="U-STP"/>	<input type="text" value="\$247,441"/>	<input type="text" value="\$197,953"/>	<input type="text" value="\$49,488"/>	<input type="text" value="\$0"/>
<input type="text"/>	<input type="text"/>	<input type="text"/>	<input type="text"/>	<input type="text"/>	<input type="text"/>	<input type="text"/>

				Remarks
Amendment 1 #	<input type="text" value="2012-058"/>	Admin Modification 1#	<input type="text" value="2011-003"/>	
Amended on	<input type="text" value="6/20/2012"/>	Modified on	<input type="text" value="4/27/2011"/>	
Amendment 2 #	<input type="text" value="2013-029"/>	Admin Modification 2#	<input type="text"/>	
Amended on	<input type="text" value="6/19/2013"/>	Modified on	<input type="text"/>	



This map is for illustrative purposes only. Drawings depict conceptual project corridors and areas, not approved alignments.

This page intentionally left blank



NASHVILLE AREA

Metropolitan Planning Organization

FY 2011-2015 TIP Amendments – June 2013

TIP Amendment # 2013-030

TIP #: 2011-65-016
2035 RTP ID: 1065-340
Project: **Local Bus Service Preventative Maintenance and Capitalization**
Requested By: Franklin Transit Authority
Phase: Implementation
Fiscal Year(s): **2013**
Proposed Changes: Shift funds to another TIP project
Total Project Cost: **\$1,971,250**

FROM: \$ 2,096,250

FY	Type of Work	Funding	Total	Federal	State	Local
2011	IMPLEMENTATION	5307	500,000	400,000	50,000	50,000
2012	IMPLEMENTATION	5307	515,000	412,000	51,500	51,500
2013	IMPLEMENTATION	5307	531,250	425,000	53,125	53,125
2014	IMPLEMENTATION	5307	550,000	440,000	55,000	55,000
Total			2,096,250	1,677,000	209,625	209,625

TO: \$ 1,971,250

FY	Type of Work	Funding	Total	Federal	State	Local
2011	IMPLEMENTATION	5307	500,000	400,000	50,000	50,000
2012	IMPLEMENTATION	5307	515,000	412,000	51,500	51,500
2013	IMPLEMENTATION	5307	406,250	325,000	40,625	40,625
2014	IMPLEMENTATION	5307	550,000	440,000	55,000	55,000
Total			1,971,250	1,577,000	197,125	197,125

Description: Local Bus Service Preventative Maintenance and Capitalization for the Franklin Transit Authority service area.

Background: This is a project in the current TIP. The amendment shifts \$100,000 (federal share) in FTA 5307 funds to a new TIP project: 2013-65-220 – *Local Multimodal Transit Service Planning*.



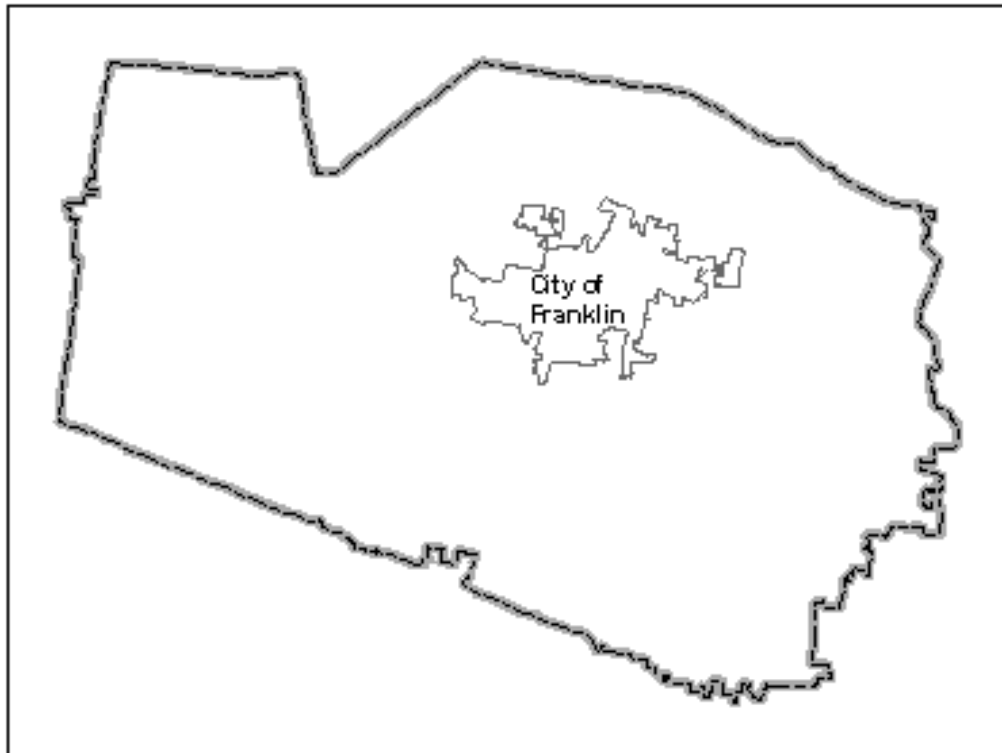
Nashville Area MPO Fiscal Years 2011-2015 Transportation Improvement Program

ORIGINAL

TIP #	<input type="text" value="2011-65-016"/>	TDOT PIN #	<input type="text"/>	Improvement Type	<input type="text" value="Transit Capital"/>	Lead Agency	<input type="text" value="Franklin Transit Autho"/>
County	<input type="text" value="Williamson"/>	Length	<input type="text" value="0.0"/> mi	RTP#	<input type="text" value="1065-340"/>	Conformity Status	<input type="text" value="Exempt"/>
Route/Project Name	<input type="text" value="Local Bus Service Preventative Maintenance and Capitalization - Franklin"/>					Total Project Cost	<input type="text" value="\$2,792,000"/>
Termini or Intersection	<input type="text" value="City of Franklin"/>						
Project Description	<input type="text" value="Local Bus Service Preventative Maintenance and Capitalization for the Franklin Transit Authority service area."/>						

Fiscal Year	Type of Work	Funding Type	Total Funds	Fed Funds	State Funds	Local Funds
<input type="text" value="2011"/>	<input type="text" value="IMPLEMENTATION"/>	<input type="text" value="5307"/>	<input type="text" value="\$500,000"/>	<input type="text" value="\$400,000"/>	<input type="text" value="\$50,000"/>	<input type="text" value="\$50,000"/>
<input type="text" value="2012"/>	<input type="text" value="IMPLEMENTATION"/>	<input type="text" value="5307"/>	<input type="text" value="\$515,000"/>	<input type="text" value="\$412,000"/>	<input type="text" value="\$51,500"/>	<input type="text" value="\$51,500"/>
<input type="text" value="2013"/>	<input type="text" value="IMPLEMENTATION"/>	<input type="text" value="5307"/>	<input type="text" value="\$531,250"/>	<input type="text" value="\$425,000"/>	<input type="text" value="\$53,125"/>	<input type="text" value="\$53,125"/>
<input type="text" value="2014"/>	<input type="text" value="IMPLEMENTATION"/>	<input type="text" value="5307"/>	<input type="text" value="\$550,000"/>	<input type="text" value="\$440,000"/>	<input type="text" value="\$55,000"/>	<input type="text" value="\$55,000"/>

		Remarks		
Amendment 1 #	<input type="text"/>	Admin Modification 1#	<input type="text"/>	
Amended on	<input type="text"/>	Modified on	<input type="text"/>	
Amendment 2 #	<input type="text"/>	Admin Modification 2#	<input type="text"/>	
Amended on	<input type="text"/>	Modified on	<input type="text"/>	



This map is for illustrative purposes only. Drawings depict conceptual project corridors and areas, not approved alignments.

This page intentionally left blank



NASHVILLE AREA

Metropolitan Planning Organization

FY 2011-2015 TIP Amendments – June 2013

TIP Amendment # 2013-031

TIP #: 2013-65-220 - **NEW PROJECT**
2035 RTP ID: Consistent
Project: **Local Multimodal Transit Service Planning**
Requested By: Franklin Transit Authority
Phase: Planning
Fiscal Year(s): **2013**
Proposed Changes: Add project to TIP
Total Project Cost: **\$125,000**

TO: \$ 125,000

<i>FY</i>	<i>Type of Work</i>	<i>Funding</i>	<i>Total</i>	<i>Federal</i>	<i>State</i>	<i>Local</i>
2013	PLANNING	5307	125,000	100,000	12,500	12,500
Total			125,000	100,000	12,500	12,500

Description: A local study to determine the need for an integrated multimodal transportation network in the Cool Springs area, including but not limited to transit circulator system, ridesharing, fixed route and express bus service connectivity, park and ride facilities, and pedestrian system as integrated components.

Background: This is a new project for inclusion in the FY 2011-15 TIP. The amendment adds the project to the TIP with \$100,000 (federal share) in FTA 5307 funds from Franklin Transit Authority's project: *2011-65-016 – Local Bus Service Preventative Maintenance and Capitalization*.



Nashville Area MPO Fiscal Years 2011-2015 Transportation Improvement Program

NEW

TIP #	<input type="text" value="2013-65-220"/>	TDOT PIN #	<input type="text"/>	Improvement Type	<input type="text" value="Planning"/>	Lead Agency	<input type="text" value="Franklin Transit Autho"/>
County	<input type="text" value="Williamson"/>	Length	<input type="text" value="0.0"/> mi	RTP#	<input type="text" value="Consistent"/>	Conformity Status	<input type="text" value="Exempt"/>
Route/Project Name	<input type="text" value="Local Multimodal Transit Service Planning"/>					Total Project Cost	<input type="text" value="\$125,000"/>
Termini or Intersection	<input type="text" value="Cool Springs Area: SR-96, McEwen Blvd, Carothers Pkwy, Cool Springs Blvd, Mallory Ln, Moores Ln"/>						
Project Description	<input type="text" value="Local study for integrated multimodal network transportation including transit circulator, ridesharing, fixed route & express service connectivity, park n' ride facilities and pedestrian system as integrated components."/>						

Fiscal Year	Type of Work	Funding Type	Total Funds	Fed Funds	State Funds	Local Funds
<input type="text" value="2013"/>	<input type="text" value="PLANNING"/>	<input type="text" value="5307"/>	<input type="text" value="\$125,000"/>	<input type="text" value="\$100,000"/>	<input type="text" value="\$12,500"/>	<input type="text" value="\$12,500"/>
<input type="text"/>	<input type="text"/>	<input type="text"/>	<input type="text" value="\$0"/>	<input type="text" value="\$0"/>	<input type="text" value="\$0"/>	<input type="text" value="\$0"/>
<input type="text"/>	<input type="text"/>	<input type="text"/>	<input type="text" value="\$0"/>	<input type="text" value="\$0"/>	<input type="text" value="\$0"/>	<input type="text" value="\$0"/>
<input type="text"/>	<input type="text"/>	<input type="text"/>	<input type="text" value="\$0"/>	<input type="text" value="\$0"/>	<input type="text" value="\$0"/>	<input type="text" value="\$0"/>

			Remarks	
Amendment 1 #	<input type="text" value="2013-031"/>	Admin Modification 1#	<input type="text"/>	
Amended on	<input type="text" value="6/19/2013"/>	Modified on	<input type="text"/>	
Amendment 2 #	<input type="text"/>	Admin Modification 2#	<input type="text"/>	
Amended on	<input type="text"/>	Modified on	<input type="text"/>	



This map is for illustrative purposes only. Drawings depict conceptual project corridors and areas, not approved alignments.

This page intentionally left blank



NASHVILLE AREA

Metropolitan Planning Organization

FY 2011-2015 TIP Amendments – June 2013

TIP Amendment # 2013-032

TIP #: 2013-85-221 – **NEW PROJECT**
2035 RTP ID: Consistent
Project: **Lowered Floor Minivans**
Requested By: Mid-Cumberland Human Resource Agency
Phase: Implementation
Fiscal Year(s): **2013**
Proposed Changes: Add project to TIP
Total Project Cost: **\$197,843**

TO: \$ 197,843

<i>FY</i>	<i>Type of Work</i>	<i>Funding</i>	<i>Total</i>	<i>Federal</i>	<i>State</i>	<i>Local</i>
2013	IMPLEMENTATION	5310	197,843	158,274	19,784	19,784
Total			197,843	158,274	19,784	19,784

Description: Purchase of six (6) lowered floor minivans: 3 Passengers/ 2 Wheelchairs.

Background: This is a new project for inclusion in the FY 2011-15 TIP. The amendment adds the project to the TIP with \$158,274 (federal share) in FTA 5310 (Transportation for Elderly Persons and Persons with Disabilities) awarded through TDOT.



Nashville Area MPO Fiscal Years 2011-2015 Transportation Improvement Program

NEW

TIP #	<input type="text" value="2013-85-221"/>	TDOT PIN #	<input type="text"/>	Improvement Type	<input type="text" value="Transit Capital"/>	Lead Agency	<input type="text" value="MCHRA"/>
County	<input type="text" value="Regional"/>	Length	<input type="text" value="0.0"/> mi	RTP#	<input type="text" value="Consistent"/>	Conformity Status	<input type="text" value="Exempt"/>
Route/Project Name	<input type="text" value="Lowered Floor Minivans"/>					Total Project Cost	<input type="text" value="\$197,843"/>
Termini or Intersection	<input type="text" value="Mid-Cumberland Human Resource Agency Service Area"/>						
Project Description	<input type="text" value="Purchase of six (6) lowered floor minivans: 3 Passengers/ 2 Wheelchairs."/>						

Fiscal Year	Type of Work	Funding Type	Total Funds	Fed Funds	State Funds	Local Funds
<input type="text" value="2013"/>	<input type="text" value="IMPLEMENTATION"/>	<input type="text" value="5310"/>	<input type="text" value="\$197,843"/>	<input type="text" value="\$158,274"/>	<input type="text" value="\$19,784"/>	<input type="text" value="\$19,784"/>
<input type="text"/>	<input type="text"/>	<input type="text"/>	<input type="text" value="\$0"/>	<input type="text" value="\$0"/>	<input type="text" value="\$0"/>	<input type="text" value="\$0"/>
<input type="text"/>	<input type="text"/>	<input type="text"/>	<input type="text" value="\$0"/>	<input type="text" value="\$0"/>	<input type="text" value="\$0"/>	<input type="text" value="\$0"/>
<input type="text"/>	<input type="text"/>	<input type="text"/>	<input type="text" value="\$0"/>	<input type="text" value="\$0"/>	<input type="text" value="\$0"/>	<input type="text" value="\$0"/>

			Remarks	
Amendment 1 #	<input type="text" value="2013-032"/>	Admin Modification 1#	<input type="text"/>	
Amended on	<input type="text" value="6/19/2013"/>	Modified on	<input type="text"/>	
Amendment 2 #	<input type="text"/>	Admin Modification 2#	<input type="text"/>	
Amended on	<input type="text"/>	Modified on	<input type="text"/>	



This map is for illustrative purposes only. Drawings depict conceptual project corridors and areas, not approved alignments.

This page intentionally left blank



NASHVILLE AREA

Metropolitan Planning Organization

FY 2011-2015 TIP Amendments – June 2013

TIP Amendment # 2013-033

TIP #: 2013-85-222 – **NEW PROJECT**
2035 RTP ID: Consistent
Project: **Cutaway Minibus**
Requested By: Easter Seals Tennessee
Phase: Implementation
Fiscal Year(s): **2013**
Proposed Changes: Add project to TIP
Total Project Cost: **\$39,658**

TO: \$ 39,658

<i>FY</i>	<i>Type of Work</i>	<i>Funding</i>	<i>Total</i>	<i>Federal</i>	<i>State</i>	<i>Local</i>
2013	IMPLEMENTATION	5310	39,658	31,726	3,966	3,966
Total			39,658	31,726	3,966	3,966

Description: Purchase of one (1) cutaway minibus: 8 Passenger/ 2 Wheelchairs.

Background: This is a new project for inclusion in the FY 2011-15 TIP. The amendment adds the project to the TIP with \$31,726 (federal share) in FTA 5310 (Transportation for Elderly Persons and Persons with Disabilities) awarded through TDOT.



Nashville Area MPO Fiscal Years 2011-2015 Transportation Improvement Program

NEW

TIP #	<input type="text" value="2013-85-222"/>	TDOT PIN #	<input type="text"/>	Improvement Type	<input type="text" value="Transit Capital"/>	Lead Agency	<input type="text" value="Easter Seals Tennessee"/>
County	<input type="text" value="Regional"/>	Length	<input type="text" value="0.0"/> mi	RTP#	<input type="text" value="Consistent"/>	Conformity Status	<input type="text" value="Exempt"/>
Route/Project Name	<input type="text" value="Cutaway Minibus"/>					Total Project Cost	<input type="text" value="\$39,658"/>
Termini or Intersection	<input type="text" value="Easter Seals Tennessee Service Area"/>						
Project Description	<input type="text" value="Purchase of one (1) cutaway minibus: 8 Passenger/ 2 Wheelchairs."/>						

Fiscal Year	Type of Work	Funding Type	Total Funds	Fed Funds	State Funds	Local Funds
<input type="text" value="2013"/>	<input type="text" value="IMPLEMENTATION"/>	<input type="text" value="5310"/>	<input type="text" value="\$39,658"/>	<input type="text" value="\$31,726"/>	<input type="text" value="\$3,966"/>	<input type="text" value="\$3,966"/>
<input type="text"/>	<input type="text"/>	<input type="text"/>	<input type="text" value="\$0"/>	<input type="text" value="\$0"/>	<input type="text" value="\$0"/>	<input type="text" value="\$0"/>
<input type="text"/>	<input type="text"/>	<input type="text"/>	<input type="text" value="\$0"/>	<input type="text" value="\$0"/>	<input type="text" value="\$0"/>	<input type="text" value="\$0"/>
<input type="text"/>	<input type="text"/>	<input type="text"/>	<input type="text" value="\$0"/>	<input type="text" value="\$0"/>	<input type="text" value="\$0"/>	<input type="text" value="\$0"/>

			Remarks	
Amendment 1 #	<input type="text" value="2013-033"/>	Admin Modification 1#	<input type="text"/>	
Amended on	<input type="text" value="6/19/2013"/>	Modified on	<input type="text"/>	
Amendment 2 #	<input type="text"/>	Admin Modification 2#	<input type="text"/>	
Amended on	<input type="text"/>	Modified on	<input type="text"/>	



This map is for illustrative purposes only. Drawings depict conceptual project corridors and areas, not approved alignments.

This page intentionally left blank



NASHVILLE AREA

Metropolitan Planning Organization

FY 2011-2015 TIP Amendments – June 2013

TIP Amendment # 2013-034

TIP #: 2013-85-223 - **NEW PROJECT**
2035 RTP ID: Consistent
Project: **Passenger Van**
Requested By: Easter Seals Tennessee
Phase: Implementation
Fiscal Year(s): **2013**
Proposed Changes: Add project to TIP
Total Project Cost: **\$28,124**

TO: \$ 28,124

<i>FY</i>	<i>Type of Work</i>	<i>Funding</i>	<i>Total</i>	<i>Federal</i>	<i>State</i>	<i>Local</i>
2013	IMPLEMENTATION	5310	28,124	22,499	2,812	2,812
Total			28,124	22,499	2,812	2,812

Description: Purchase of one (1) center aisle passenger van: 14 Passengers.

Background: This is a new project for inclusion in the FY 2011-15 TIP. The amendment adds the project to the TIP with \$22,499 (federal share) in FTA 5310 (Transportation for Elderly Persons and Persons with Disabilities) awarded through TDOT.



Nashville Area MPO Fiscal Years 2011-2015 Transportation Improvement Program

NEW

TIP #	<input type="text" value="2013-85-223"/>	TDOT PIN #	<input type="text"/>	Improvement Type	<input type="text" value="Transit Capital"/>	Lead Agency	<input type="text" value="Easter Seals Tennessee"/>
County	<input type="text" value="Regional"/>	Length	<input type="text" value="0.0"/> mi	RTP#	<input type="text" value="Consistent"/>	Conformity Status	<input type="text" value="Exempt"/>
Route/Project Name	<input type="text" value="Passenger Van"/>					Total Project Cost	<input type="text" value="\$28,124"/>
Termini or Intersection	<input type="text" value="Easter Seals Tennessee Service Area"/>						
Project Description	<input type="text" value="Purchase of one (1) center aisle passenger van: 14 Passengers."/>						

Fiscal Year	Type of Work	Funding Type	Total Funds	Fed Funds	State Funds	Local Funds
<input type="text" value="2013"/>	<input type="text" value="IMPLEMENTATION"/>	<input type="text" value="5310"/>	<input type="text" value="\$28,124"/>	<input type="text" value="\$22,499"/>	<input type="text" value="\$2,812"/>	<input type="text" value="\$2,812"/>
<input type="text"/>	<input type="text"/>	<input type="text"/>	<input type="text" value="\$0"/>	<input type="text" value="\$0"/>	<input type="text" value="\$0"/>	<input type="text" value="\$0"/>
<input type="text"/>	<input type="text"/>	<input type="text"/>	<input type="text" value="\$0"/>	<input type="text" value="\$0"/>	<input type="text" value="\$0"/>	<input type="text" value="\$0"/>
<input type="text"/>	<input type="text"/>	<input type="text"/>	<input type="text" value="\$0"/>	<input type="text" value="\$0"/>	<input type="text" value="\$0"/>	<input type="text" value="\$0"/>

			Remarks
Amendment 1 #	<input type="text" value="2013-034"/>	Admin Modification 1#	<input type="text"/>
Amended on	<input type="text" value="6/19/2013"/>	Modified on	<input type="text"/>
Amendment 2 #	<input type="text"/>	Admin Modification 2#	<input type="text"/>
Amended on	<input type="text"/>	Modified on	<input type="text"/>



This map is for illustrative purposes only. Drawings depict conceptual project corridors and areas, not approved alignments.

This page intentionally left blank



NASHVILLE AREA

Metropolitan Planning Organization

FY 2011-2015 TIP Amendments – June 2013

TIP Amendment # 2013-035

TIP #: 2004-005
2035 RTP ID: 1014-260
Project: **Jefferson Street Intersections**
Requested By: Metro Nashville
Phase: Preliminary Engineering, Right-of-Way, Construction
Fiscal Year(s): **2013**
Proposed Changes: Change project scope
Total Project Cost: **\$1,401,010**

FROM: \$ 1,401,010

<i>FY</i>	<i>Type of Work</i>	<i>Funding</i>	<i>Total</i>	<i>Federal</i>	<i>State</i>	<i>Local</i>
2011	PE-D	LOCAL	250,000	0	0	250,000
2011	ROW	U-STP	159,862	127,890	0	31,973
2013	CONST	U-RSV	991,148	792,918	0	198,230
Total			1,401,010	920,808	0	480,203

TO: \$ 1,401,010

<i>FY</i>	<i>Type of Work</i>	<i>Funding</i>	<i>Total</i>	<i>Federal</i>	<i>State</i>	<i>Local</i>
2011	PE-D	LOCAL	250,000	0	0	250,000
2011	ROW	U-STP	159,862	127,890	0	31,973
2013	CONST	U-RSV	991,148	792,918	0	198,230
Total			1,401,010	920,808	0	480,203

Description: Construction of intersection improvements along Jefferson Street, including turn lanes, decorative signals, cross walks, road widening, and increased turn radii. The planned improvements are proposed for the 1) 28th Avenue/ Ed Temple, and 2) 21st Avenue North intersections along Jefferson Street.

Background: This is a project in the current TIP. The amendment reduces the scope of the project from 5 to 2 intersections due to limited funds. The total project cost remains the same.



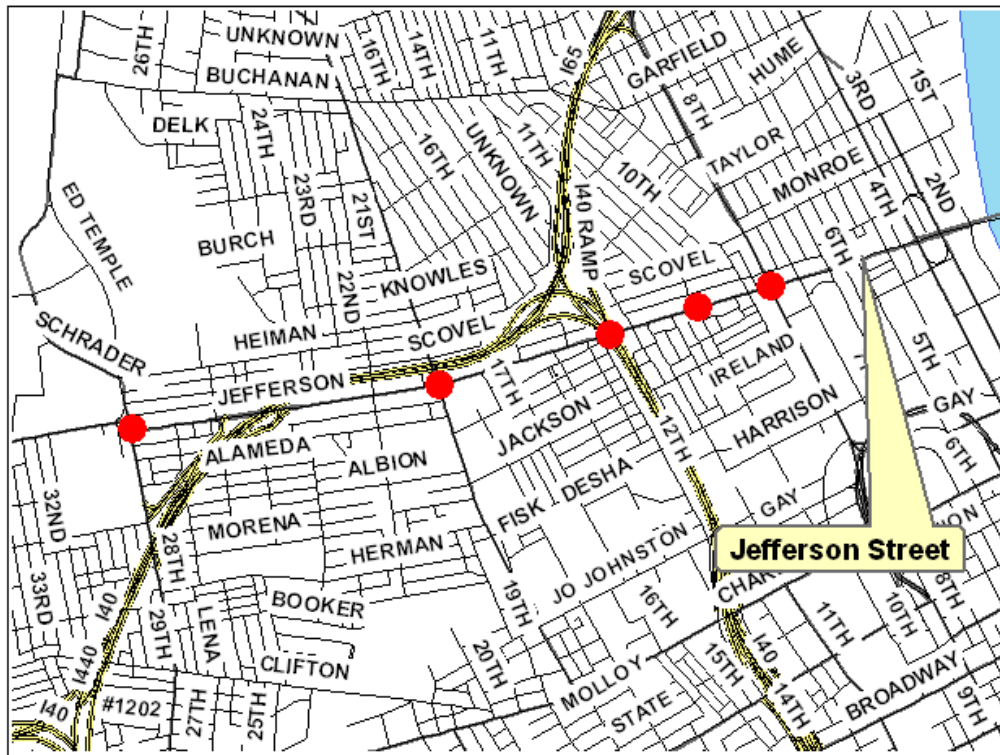
Nashville Area MPO Fiscal Years 2011-2015 Transportation Improvement Program

ORIGINAL

TIP # <input type="text" value="2004-005"/>	TDOT PIN # <input type="text"/>	Improvement Type <input type="text" value="Intersection"/>	Lead Agency <input type="text" value="Metro Nashville"/>
County <input type="text" value="Davidson"/>	Length <input type="text"/> mi	RTP# <input type="text" value="1014-260"/>	Conformity Status <input type="text" value="Non-Exempt"/>
Route/Project Name <input type="text" value="Jefferson Street Intersections"/>		Total Project Cost <input type="text" value="\$1,402,010"/>	
Termini or Intersection <input type="text" value="8th Ave N., 10th Ave N., 12th Ave N., 21st Ave. North, 28th Ave N."/>			
Project Description <input type="text" value="Construct eastbound right through lane at 8th; right turn lanes on Jefferson and left turn lanes on 10th at 10th; northbound left turn lane and eastbound right turn lane at Dr. D.B. Todd; east/westbound right turn lanes at 21st and westbound right at 28th"/>			

Fiscal Year	Type of Work	Funding Type	Total Funds	Fed Funds	State Funds	Local Funds
<input type="text" value="2011"/>	<input type="text" value="PE-D"/>	<input type="text" value="LOCAL"/>	<input type="text" value="\$250,000"/>	<input type="text"/>	<input type="text"/>	<input type="text" value="\$250,000"/>
<input type="text" value="2012"/>	<input type="text" value="ROW"/>	<input type="text" value="U-STP"/>	<input type="text" value="\$159,862"/>	<input type="text" value="\$127,890"/>	<input type="text"/>	<input type="text" value="\$31,973"/>
<input type="text" value="2013"/>	<input type="text" value="CONST"/>	<input type="text" value="U-RSV"/>	<input type="text" value="\$991,148"/>	<input type="text" value="\$792,918"/>	<input type="text"/>	<input type="text" value="\$198,230"/>
<input type="text"/>	<input type="text"/>	<input type="text"/>	<input type="text"/>	<input type="text"/>	<input type="text"/>	<input type="text"/>

		Remarks
Amendment 1 # <input type="text"/>	Admin Modification 1# <input type="text"/>	
Amended on <input type="text"/>	Modified on <input type="text"/>	
Amendment 2 # <input type="text"/>	Admin Modification 2# <input type="text"/>	
Amended on <input type="text"/>	Modified on <input type="text"/>	



This map is for illustrative purposes only. Drawings depict conceptual project corridors and areas, not approved alignments.



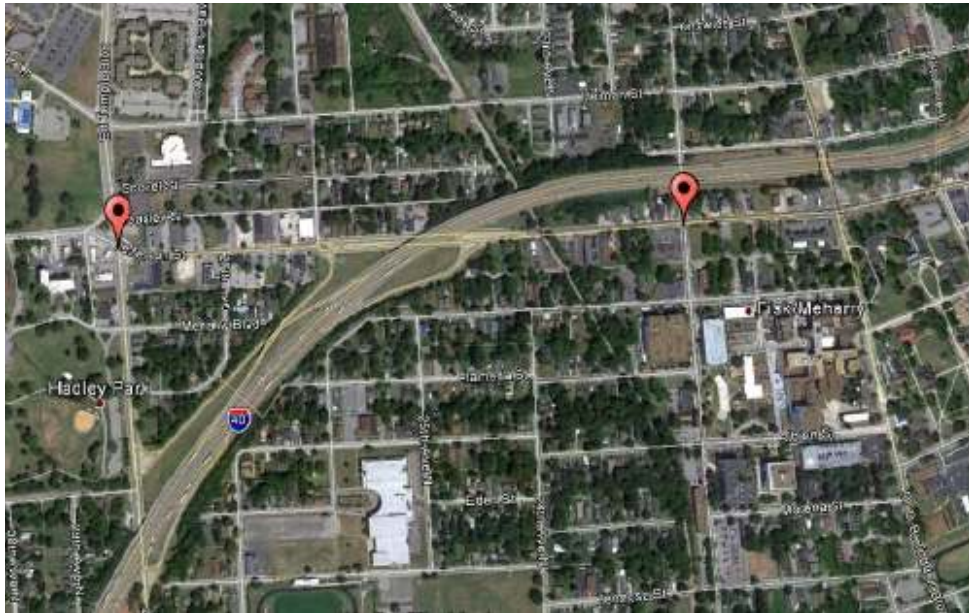
Nashville Area MPO Fiscal Years 2011-2015 Transportation Improvement Program

REVISED

TIP #	<input type="text" value="2004-005"/>	TDOT PIN #	<input type="text"/>	Improvement Type	<input type="text" value="Intersection"/>	Lead Agency	<input type="text" value="Metro Nashville"/>
County	<input type="text" value="Davidson"/>	Length	<input type="text"/> mi	RTP#	<input type="text" value="1014-260"/>	Conformity Status	<input type="text" value="Non-Exempt"/>
Route/Project Name	<input type="text" value="Jefferson Street Intersections"/>					Total Project Cost	<input type="text" value="\$1,402,010"/>
Termini or Intersection	<input type="text" value="21st Ave. North, 28th Ave N/ Ed Temple"/>						
Project Description	<input type="text" value="Construct intersection improvements along Jefferson St including turn lanes, decorative signals, cross walks, road widening and increased urn radii for 28th Ave N/ Ed Temple and 21st Ave N intersections"/>						

Fiscal Year	Type of Work	Funding Type	Total Funds	Fed Funds	State Funds	Local Funds
<input type="text" value="2011"/>	<input type="text" value="PE-D"/>	<input type="text" value="LOCAL"/>	<input type="text" value="\$250,000"/>	<input type="text"/>	<input type="text"/>	<input type="text" value="\$250,000"/>
<input type="text" value="2012"/>	<input type="text" value="ROW"/>	<input type="text" value="U-STP"/>	<input type="text" value="\$159,862"/>	<input type="text" value="\$127,890"/>	<input type="text"/>	<input type="text" value="\$31,973"/>
<input type="text" value="2013"/>	<input type="text" value="CONST"/>	<input type="text" value="U-RSV"/>	<input type="text" value="\$991,148"/>	<input type="text" value="\$792,918"/>	<input type="text"/>	<input type="text" value="\$198,230"/>
<input type="text"/>	<input type="text"/>	<input type="text"/>	<input type="text"/>	<input type="text"/>	<input type="text"/>	<input type="text"/>

			Remarks	
Amendment 1 #	<input type="text" value="2013-035"/>	Admin Modification 1#	<input type="text"/>	
Amended on	<input type="text" value="6/19/2013"/>	Modified on	<input type="text"/>	
Amendment 2 #	<input type="text"/>	Admin Modification 2#	<input type="text"/>	
Amended on	<input type="text"/>	Modified on	<input type="text"/>	



This map is for illustrative purposes only. Drawings depict conceptual project corridors and areas, not approved alignments.

This page intentionally left blank



NASHVILLE AREA

Metropolitan Planning Organization

FY 2011-2015 TIP Amendments – June 2013

TIP Amendment # 2013-036

TIP #: 2008-15-054
2035 RTP ID: 1015-317
Project: **Bus Purchase and Replacement**
Requested By: Nashville MTA
Phase: Implementation
Fiscal Year(s): **2013**
Proposed Changes: Add funds
Total Project Cost: **\$60,659,314**

FROM: \$ 57,804,000

<i>FY</i>	<i>Type of Work</i>	<i>Funding</i>	<i>Total</i>	<i>Federal</i>	<i>State</i>	<i>Local</i>
2011	IMPLEMENTATION	LOCAL	10,800,000	0	0	10,800,000
2012	IMPLEMENTATION	LOCAL	10,800,000	0	0	10,800,000
2013	IMPLEMANTATION	LOCAL	21,600,000	0	0	21,600,000
2013	IMPLEMENTATION	5307	3,804,000	3,043,200	380,400	380,400
2014	IMPLEMENTATION	LOCAL	10,800,000	0	0	10,800,000
Total			57,804,000	3,043,200	380,400	54,380,400

TO: \$ 60,659,314

<i>FY</i>	<i>Type of Work</i>	<i>Funding</i>	<i>Total</i>	<i>Federal</i>	<i>State</i>	<i>Local</i>
2011	IMPLEMENTATION	LOCAL	10,800,000	0	0	10,800,000
2012	IMPLEMENTATION	LOCAL	10,800,000	0	0	10,800,000
2013	IMPLEMANTATION	LOCAL	21,600,000	0	0	21,600,000
2013	IMPLEMENTATION	5307	3,804,000	3,043,200	380,400	380,400
2013	IMPLEMENTATION	5309	2,855,314	2,284,251	285,531	285,531
2014	IMPLEMENTATION	LOCAL	10,800,000	0	0	10,800,000
Total			60,659,314	5,327,451	665,931	54,665,931

Description: Purchase transit buses.

Background: This is a project in the current TIP. The amendment programs \$2,284,251 (federal share) in FTA 5309 in FY 2013 to the project. The funds allocated to MTA are part of FTA's State of Good Repair funding awarded to TDOT in December 2012 for the replacement of transit vehicles that have exceeded their useful life.



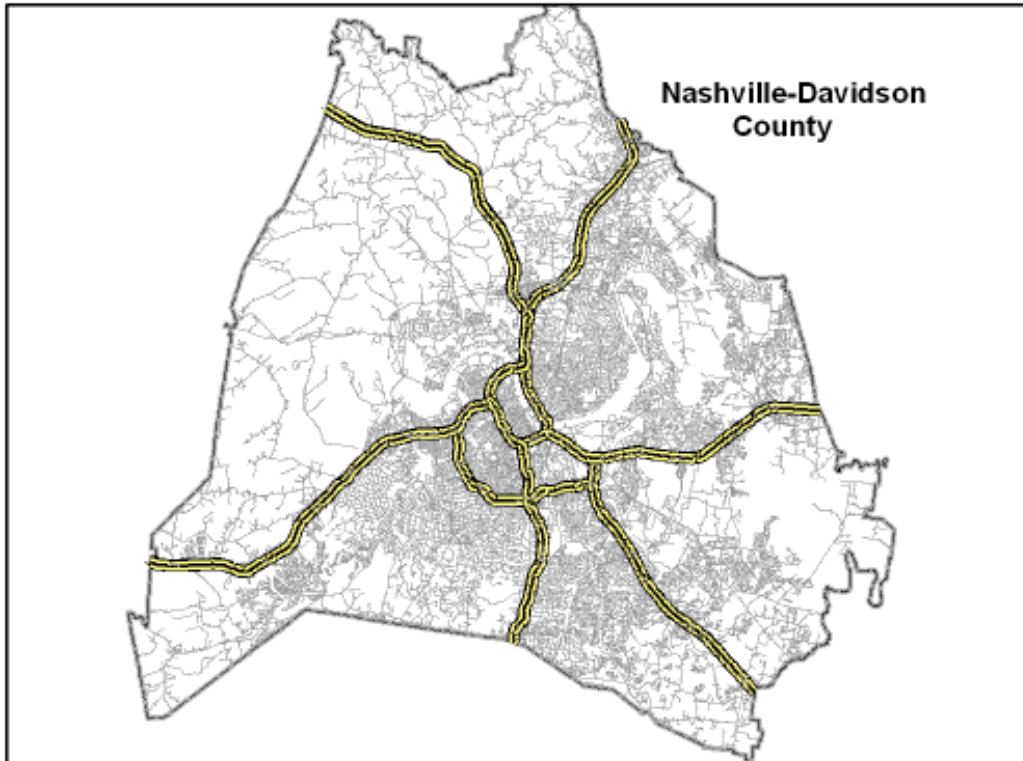
Nashville Area MPO Fiscal Years 2011-2015 Transportation Improvement Program

ORIGINAL

TIP #	<input type="text" value="2008-15-054"/>	TDOT PIN #	<input type="text"/>	Improvement Type	<input type="text" value="Transit Capital"/>	Lead Agency	<input type="text" value="MTA"/>
County	<input type="text" value="Davidson"/>	Length	<input type="text"/> mi	RTP#	<input type="text" value="1015-317"/>	Conformity Status	<input type="text" value="Exempt"/>
Route/Project Name	<input type="text" value="Bus Purchase and Replacement"/>					Total Project Cost	<input type="text" value="\$57,804,000"/>
Termini or Intersection	<input type="text" value="Davidson County"/>						
Project Description	<input type="text" value="Purchase transit buses"/>						

Fiscal Year	Type of Work	Funding Type	Total Funds	Fed Funds	State Funds	Local Funds
<input type="text" value="2011"/>	<input type="text" value="IMPLEMENTATION"/>	<input type="text" value="LOCAL"/>	<input type="text" value="\$10,800,000"/>	<input type="text" value="\$0"/>	<input type="text" value="\$0"/>	<input type="text" value="\$10,800,000"/>
<input type="text" value="2012"/>	<input type="text" value="IMPLEMENTATION"/>	<input type="text" value="LOCAL"/>	<input type="text" value="\$10,800,000"/>	<input type="text" value="\$0"/>	<input type="text" value="\$0"/>	<input type="text" value="\$10,800,000"/>
<input type="text" value="2013"/>	<input type="text" value="IMPLEMENTATION"/>	<input type="text" value="LOCAL"/>	<input type="text" value="\$21,600,000"/>	<input type="text" value="\$0"/>	<input type="text" value="\$0"/>	<input type="text" value="\$21,600,000"/>
<input type="text" value="2013"/>	<input type="text" value="IMPLEMENTATION"/>	<input type="text" value="5307"/>	<input type="text" value="\$3,804,000"/>	<input type="text" value="\$3,043,200"/>	<input type="text" value="\$380,400"/>	<input type="text" value="\$380,400"/>

			Remarks
Amendment 1 #	<input type="text" value="2012-082"/>	Admin Modification 1#	<input type="text"/>
Amended on	<input type="text" value="12/12/2012"/>	Modified on	<input type="text"/>
Amendment 2 #	<input type="text" value="2013-005"/>	Admin Modification 2#	<input type="text"/>
Amended on	<input type="text" value="3/20/2013"/>	Modified on	<input type="text"/>



This map is for illustrative purposes only. Drawings depict conceptual project corridors and areas, not approved alignments.



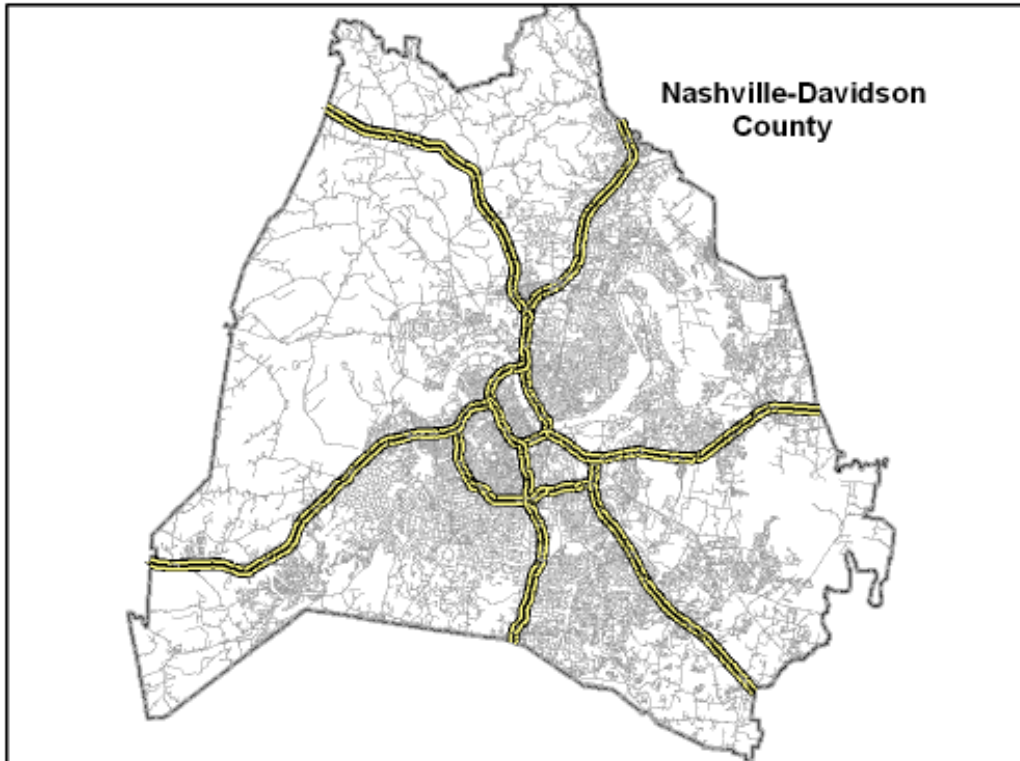
Nashville Area MPO Fiscal Years 2011-2015 Transportation Improvement Program

ORIGINAL

TIP #	<input type="text" value="2008-15-054b"/>	TDOT PIN #	<input type="text"/>	Improvement Type	<input type="text" value="Transit Capital"/>	Lead Agency	<input type="text" value="MTA"/>
County	<input type="text" value="Davidson"/>	Length	<input type="text" value="0.0"/> mi	RTP#	<input type="text" value="1015-317"/>	Conformity Status	<input type="text" value="Exempt"/>
Route/Project Name	<input type="text" value="Bus Purchase and Replacement"/>					Total Project Cost	<input type="text" value="\$57,804,000"/>
Termini or Intersection	<input type="text" value="Davidson County"/>						
Project Description	<input type="text" value="Purchase transit buses"/>						

Fiscal Year	Type of Work	Funding Type	Total Funds	Fed Funds	State Funds	Local Funds
<input type="text" value="2014"/>	<input type="text" value="IMPLEMENTATION"/>	<input type="text" value="LOCAL"/>	<input type="text" value="\$10,800,000"/>	<input type="text" value="\$0"/>	<input type="text" value="\$0"/>	<input type="text" value="\$10,800,000"/>
<input type="text"/>	<input type="text"/>	<input type="text"/>	<input type="text"/>	<input type="text"/>	<input type="text"/>	<input type="text"/>
<input type="text"/>	<input type="text"/>	<input type="text"/>	<input type="text"/>	<input type="text"/>	<input type="text"/>	<input type="text"/>
<input type="text"/>	<input type="text"/>	<input type="text"/>	<input type="text"/>	<input type="text"/>	<input type="text"/>	<input type="text"/>

			Remarks	<input type="text" value="Continuation of 2008-15-054"/>
Amendment 1 #	<input type="text" value="2012-082"/>	Admin Modification 1#	<input type="text"/>	
Amended on	<input type="text" value="12/12/2012"/>	Modified on	<input type="text"/>	
Amendment 2 #	<input type="text" value="2013-005"/>	Admin Modification 2#	<input type="text"/>	
Amended on	<input type="text" value="3/20/2013"/>	Modified on	<input type="text"/>	



This map is for illustrative purposes only. Drawings depict conceptual project corridors and areas, not approved alignments.



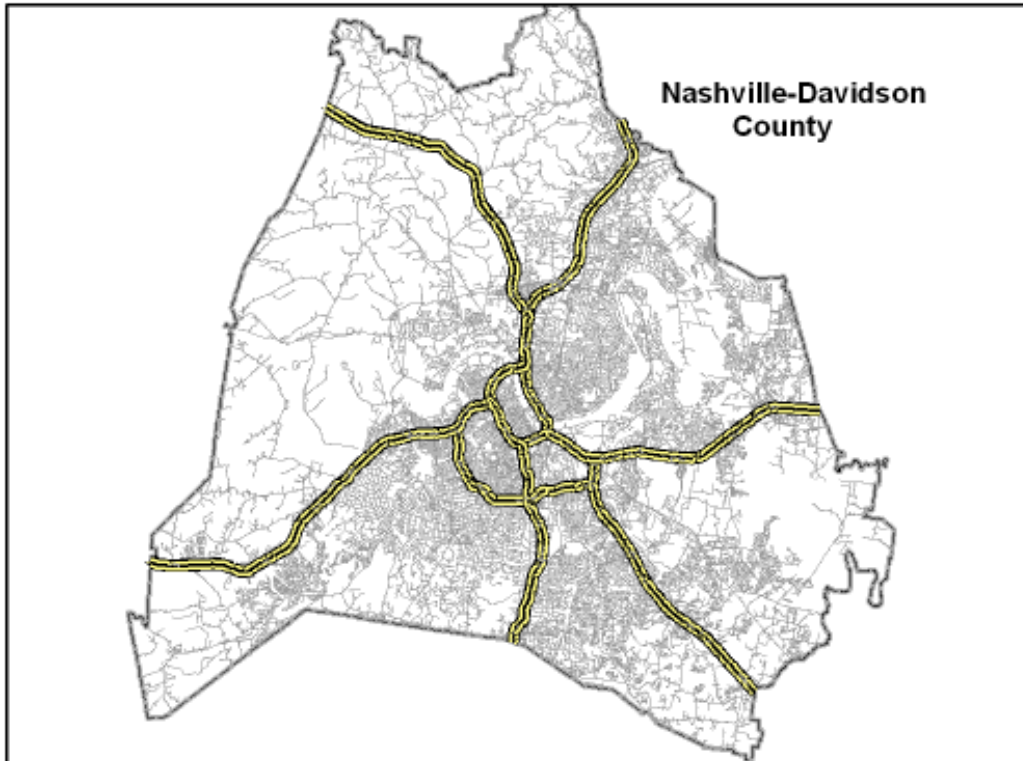
Nashville Area MPO Fiscal Years 2011-2015 Transportation Improvement Program

REVISED

TIP #	2008-15-054	TDOT PIN #		Improvement Type	Transit Capital	Lead Agency	MTA
County	Davidson	Length		RTP#	1015-317	Conformity Status	Exempt
Route/Project Name	Bus Purchase and Replacement				Total Project Cost	\$60,659,314	
Termini or Intersection	Davidson County						
Project Description	Purchase transit buses						

Fiscal Year	Type of Work	Funding Type	Total Funds	Fed Funds	State Funds	Local Funds
2011	IMPLEMENTATION	LOCAL	\$10,800,000	\$0	\$0	\$10,800,000
2012	IMPLEMENTATION	LOCAL	\$10,800,000	\$0	\$0	\$10,800,000
2013	IMPLEMENTATION	LOCAL	\$21,600,000	\$0	\$0	\$21,600,000
2013	IMPLEMENTATION	5307	\$3,804,000	\$3,043,200	\$380,400	\$380,400

			Remarks
Amendment 1 #	2013-005	Admin Modification 1#	
Amended on	3/20/2013	Modified on	
Amendment 2 #	2013-036	Admin Modification 2#	
Amended on	6/19/2013	Modified on	



This map is for illustrative purposes only. Drawings depict conceptual project corridors and areas, not approved alignments.



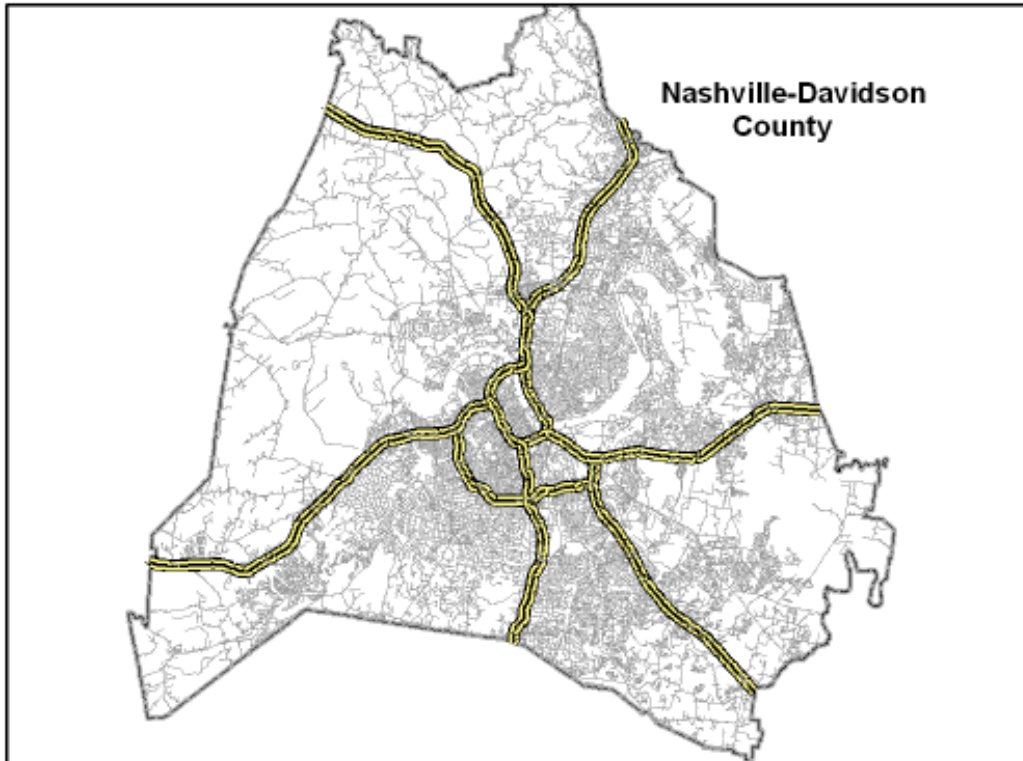
Nashville Area MPO Fiscal Years 2011-2015 Transportation Improvement Program

REVISED

TIP #	2008-15-054b	TDOT PIN #		Improvement Type	Transit Capital	Lead Agency	MTA
County	Davidson	Length	0.0 mi	RTP#	1015-317	Conformity Status	Exempt
Route/Project Name	Bus Purchase and Replacement					Total Project Cost	\$60,659,314
Termini or Intersection	Davidson County						
Project Description	Purchase transit buses						

Fiscal Year	Type of Work	Funding Type	Total Funds	Fed Funds	State Funds	Local Funds
2013	IMPLEMENTATION	5309	\$2,855,314	\$2,284,251	\$285,531	\$285,531
2014	IMPLEMENTATION	LOCAL	\$10,800,000	\$0	\$0	\$10,800,000

	Remarks	Continuation of 2008-15-054	
Amendment 1 #	2013-005	Admin Modification 1#	
Amended on	3/20/2013	Modified on	
Amendment 2 #	2013-036	Admin Modification 2#	
Amended on	6/19/2013	Modified on	



This map is for illustrative purposes only. Drawings depict conceptual project corridors and areas, not approved alignments.

This page intentionally left blank



NASHVILLE AREA

Metropolitan Planning Organization

FY 2011-2015 TIP Amendments – June 2013

TIP Amendment # 2013-037

TIP #: 2011-86-6666
2035 RTP ID: 1086-601
Project: **Regional Non-Motorized Projects with U-STP (Active Transportation Program)**
Requested By: Nashville Area MPO
Phase: Implementation
Fiscal Year(s): 2013
Proposed Changes: Revise project description
Total Project Cost: \$57,159

FROM: \$ 57,159

<i>FY</i>	<i>Type of Work</i>	<i>Funding</i>	<i>Total</i>	<i>Federal</i>	<i>State</i>	<i>Local</i>
2011	IMPLEMENTATION	U-STP	57,159	45,727	0	11,432
Total			57,159	45,727	0	11,432

TO: \$ 57,159

<i>FY</i>	<i>Type of Work</i>	<i>Funding</i>	<i>Total</i>	<i>Federal</i>	<i>State</i>	<i>Local</i>
2011	IMPLEMENTATION	U-STP	57,159	45,727	0	11,432
Total			57,159	45,727	0	11,432

Description: 5-years of program funds for regional coordination of bicycle and pedestrian planning activities and competitive grants to be awarded through call-for-projects following the adoption of the TIP.

Background: This is a project in the current TIP. The amendment revises the project description to add specificity about regional coordination of bicycle and pedestrian planning activities.



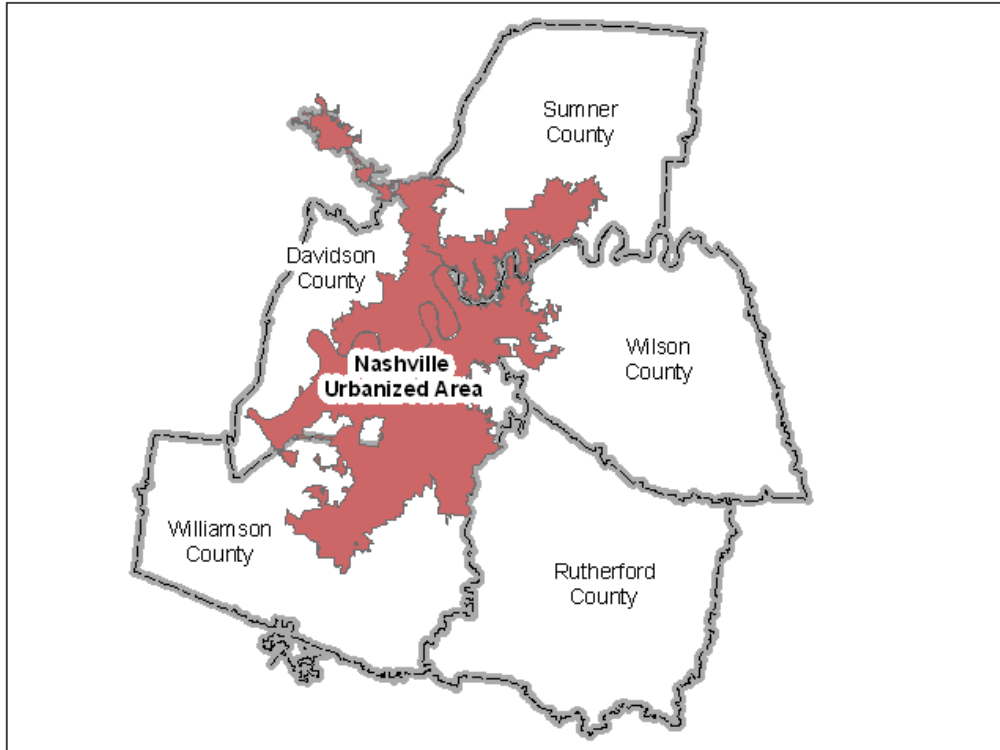
Nashville Area MPO Fiscal Years 2011-2015 Transportation Improvement Program

ORIGINAL

TIP #	<input type="text" value="2011-86-6666"/>	TDOT PIN #	<input type="text"/>	Improvement Type	<input type="text" value="Bike/Ped"/>	Lead Agency	<input type="text" value="MPO"/>
County	<input type="text" value="Regional"/>	Length	<input type="text" value="0.0"/> mi	RTP#	<input type="text" value="1086-601"/>	Conformity Status	<input type="text"/>
Route/Project Name	<input type="text" value="Regional Non-Motorized Projects with U-STP"/>					Total Project Cost	<input type="text" value="\$57,159"/>
Termini or Intersection	<input type="text" value="Regionwide (Nashville-Davidson UZA)"/>						
Project Description	<input type="text" value="5-years of program funds to be awarded through competitive call-for-projects within 6-months of TIP adoption."/>						

Fiscal Year	Type of Work	Funding Type	Total Funds	Fed Funds	State Funds	Local Funds
<input type="text" value="2011"/>	<input type="text" value="IMPLEMENTATION"/>	<input type="text" value="U-STP"/>	<input type="text" value="\$57,159"/>	<input type="text" value="\$45,727"/>	<input type="text"/>	<input type="text" value="\$11,432"/>
<input type="text"/>	<input type="text"/>	<input type="text"/>	<input type="text"/>	<input type="text"/>	<input type="text"/>	<input type="text"/>
<input type="text"/>	<input type="text"/>	<input type="text"/>	<input type="text"/>	<input type="text"/>	<input type="text"/>	<input type="text"/>
<input type="text"/>	<input type="text"/>	<input type="text"/>	<input type="text"/>	<input type="text"/>	<input type="text"/>	<input type="text"/>

		Remarks		
Amendment 1 #	<input type="text"/>	Admin Modification 1#	<input type="text"/>	
Amended on	<input type="text"/>	Modified on	<input type="text"/>	
Amendment 2 #	<input type="text"/>	Admin Modification 2#	<input type="text"/>	
Amended on	<input type="text"/>	Modified on	<input type="text"/>	



This map is for illustrative purposes only. Drawings depict conceptual project corridors and areas, not approved alignments.



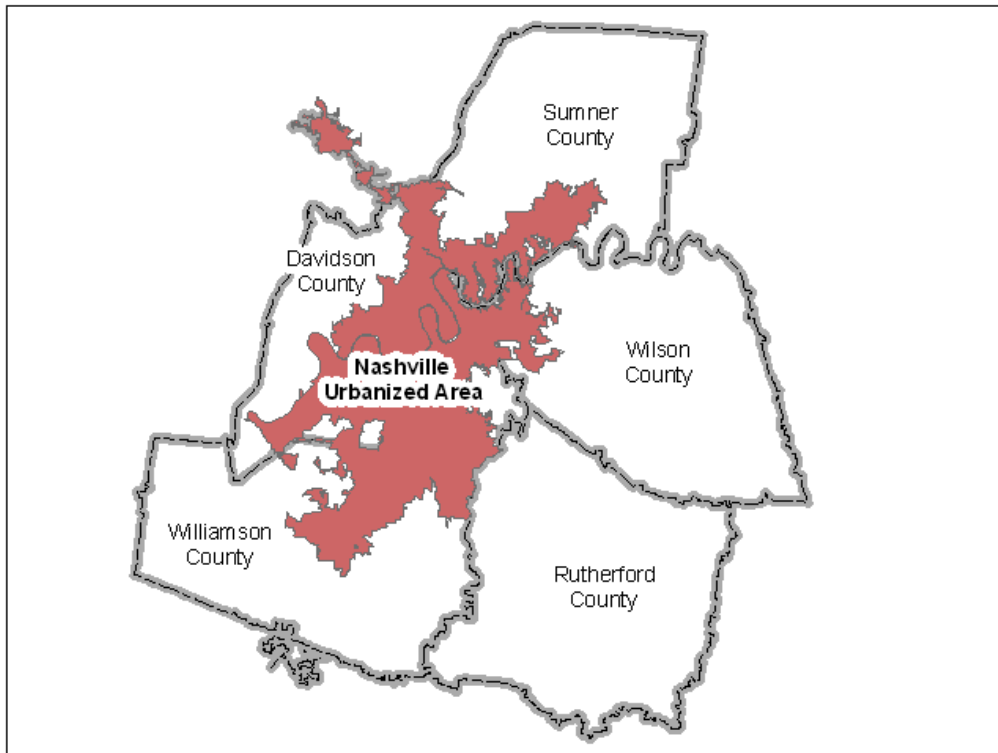
Nashville Area MPO Fiscal Years 2011-2015 Transportation Improvement Program

REVISED

TIP #	<input type="text" value="2011-86-6666"/>	TDOT PIN #	<input type="text"/>	Improvement Type	<input type="text" value="Bike/Ped"/>	Lead Agency	<input type="text" value="MPO"/>
County	<input type="text" value="Regional"/>	Length	<input type="text" value="0.0"/> mi	RTP#	<input type="text" value="1086-601"/>	Conformity Status	<input type="text"/>
Route/Project Name	<input type="text" value="Regional Non-Motorized Projects with U-STP"/>					Total Project Cost	<input type="text" value="\$57,159"/>
Termini or Intersection	<input type="text" value="Regionwide (Nashville-Davidson UZA)"/>						
Project Description	<input type="text" value="5-years of program funds for regional coordination of bicycle and pedestrian planning activities and competitive grants to be awarded through call-for-projects following adoption of the TIP."/>						

Fiscal Year	Type of Work	Funding Type	Total Funds	Fed Funds	State Funds	Local Funds
<input type="text" value="2011"/>	<input type="text" value="IMPLEMENTATION"/>	<input type="text" value="U-STP"/>	<input type="text" value="\$57,159"/>	<input type="text" value="\$45,727"/>	<input type="text" value="\$0"/>	<input type="text" value="\$11,432"/>
<input type="text"/>	<input type="text"/>	<input type="text"/>	<input type="text"/>	<input type="text"/>	<input type="text"/>	<input type="text"/>
<input type="text"/>	<input type="text"/>	<input type="text"/>	<input type="text"/>	<input type="text"/>	<input type="text"/>	<input type="text"/>
<input type="text"/>	<input type="text"/>	<input type="text"/>	<input type="text"/>	<input type="text"/>	<input type="text"/>	<input type="text"/>

			Remarks	
Amendment 1 #	<input type="text" value="2013-037"/>	Admin Modification 1#	<input type="text"/>	
Amended on	<input type="text" value="6/19/2013"/>	Modified on	<input type="text"/>	
Amendment 2 #	<input type="text"/>	Admin Modification 2#	<input type="text"/>	
Amended on	<input type="text"/>	Modified on	<input type="text"/>	



This map is for illustrative purposes only. Drawings depict conceptual project corridors and areas, not approved alignments.

This page intentionally left blank



NASHVILLE AREA

Metropolitan Planning Organization

FY 2011-2015 TIP Amendments – June 2013

TIP Amendment # 2013-038

TIP #: 2002-032
2035 RTP ID: 1067-144
Project: Franklin Traffic Operations Center
Requested By: City of Franklin
Phase: Construction
Fiscal Year(s): 2013
Proposed Changes: Add funds
Total Project Cost: \$530,000

FROM: \$ 330,000

<i>FY</i>	<i>Type of Work</i>	<i>Funding</i>	<i>Total</i>	<i>Federal</i>	<i>State</i>	<i>Local</i>
2011	CONST	U-STP	330,000	264,000	0	66,000
Total			330,000	264,000	0	66,000

TO: \$ 530,000

<i>FY</i>	<i>Type of Work</i>	<i>Funding</i>	<i>Total</i>	<i>Federal</i>	<i>State</i>	<i>Local</i>
2011	CONST	U-STP	330,000	264,000	0	66,000
2013	CONST	U-STP	200,000	160,000	0	40,000
Total			530,000	424,000	0	106,000

Description: Traffic Operations Center, Phase 3 (Field Hardware) - install 5 CCTV cameras; install 7 dynamic message signs along the following corridors: Cool Springs, Hillsboro Road, Mack Hatcher, and Murfreesboro Road in Franklin.

Background: This is a project in the current TIP. The amendment carries forward \$160,000 (federal share) that was programmed in the previous FYs 2008-2011 TIP for this project.



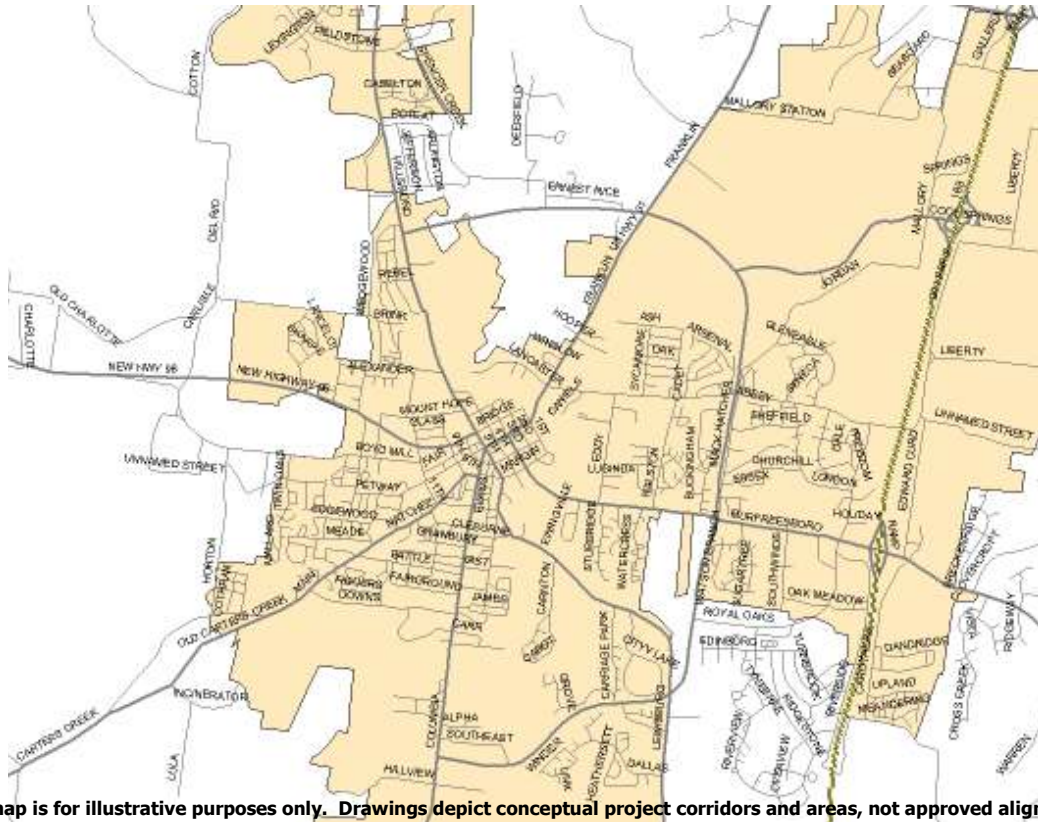
Nashville Area MPO Fiscal Years 2011-2015 Transportation Improvement Program

ORIGINAL

TIP #	2002-032	TDOT PIN #		Improvement Type	ITS	Lead Agency	Franklin
County	Williamson	Length	0.0 mi	RTP#	1067-144	Conformity Status	Exempt
Route/Project Name	Franklin Traffic Operations Center					Total Project Cost	\$1,397,135
Termini or Intersection	Cool Springs, Hillsboro Road, Mack Hatcher, Murfreesboro Road						
Project Description	Traffic Operations Center, Phase 3 (Field Hardware) - install 5 CCTV cameras; install 7 dynamic message signs						

Fiscal Year	Type of Work	Funding Type	Total Funds	Fed Funds	State Funds	Local Funds
2011	CONST	U-STP	\$330,000	\$264,000		\$66,000

				Remarks
Amendment 1 #		Admin Modification 1#		CONST costs are to cover CEI
Amended on		Modified on		
Amendment 2 #		Admin Modification 2#		
Amended on		Modified on		



This map is for illustrative purposes only. Drawings depict conceptual project corridors and areas, not approved alignments.



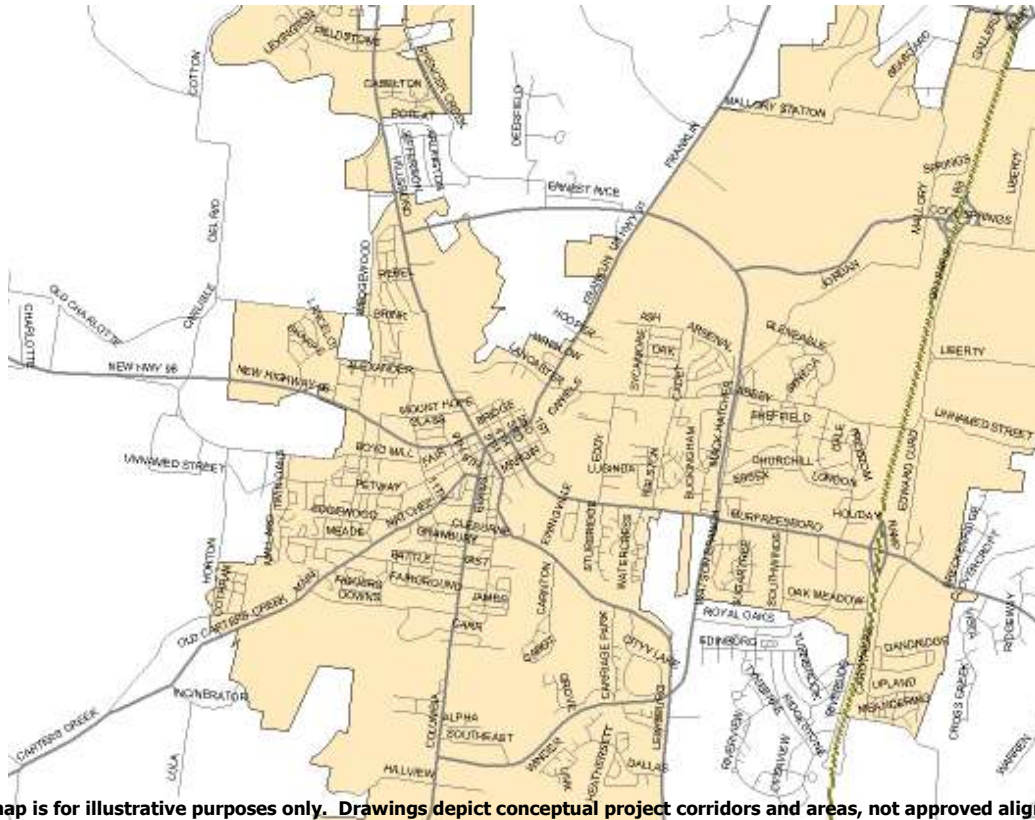
Nashville Area MPO Fiscal Years 2011-2015 Transportation Improvement Program

REVISED

TIP #	2002-032	TDOT PIN #		Improvement Type	ITS	Lead Agency	Franklin
County	Williamson	Length	0.0 mi	RTP#	1067-144	Conformity Status	Exempt
Route/Project Name	Franklin Traffic Operations Center					Total Project Cost	\$530,000
Termini or Intersection	Cool Springs, Hillsboro Road, Mack Hatcher, Murfreesboro Road						
Project Description	Traffic Operations Center, Phase 3 (Field Hardware) - install 5 CCTV cameras; install 7 dynamic message signs						

Fiscal Year	Type of Work	Funding Type	Total Funds	Fed Funds	State Funds	Local Funds
2011	CONST	U-STP	\$330,000	\$264,000	\$0	\$66,000
2013	CONST	U-STP	\$200,000	\$160,000	\$0	\$40,000

	Remarks	CONST costs are to cover CEI	
Amendment 1 #	2013-038	Admin Modification 1#	
Amended on	6/19/2013	Modified on	
Amendment 2 #		Admin Modification 2#	
Amended on		Modified on	



This map is for illustrative purposes only. Drawings depict conceptual project corridors and areas, not approved alignments.

This page intentionally left blank

**Nashville Area MPO
Transportation Improvement Program
FYs 2011 through 2015**

Funding Tables, Before June 19, 2013 Amendments

Table 3. FYs 2011-2015 TDOT Program Funds

Grant Program	FY 2011	FY 2012	FY 2013	FY 2014	FY 2015	TOTAL
Total Amount Programmed*	\$ 317,510,334	\$ 234,615,948	\$ 172,095,198	\$ 30,119,844	\$ 431,250	\$ 754,772,574
BRR-L (Bridge Replacement & Rehabilitation - Local)	\$ 408,000	\$ 2,808,000	\$ -	\$ -	\$ -	\$ 3,216,000
BRR-S (Bridge Replacement & Rehabilitation - State)	\$ 23,467,099	\$ 3,240,000	\$ -	\$ -	\$ -	\$ 26,707,099
CMAQ (Congestion Mitigation Air Quality)	\$ 10,205,043	\$ 8,991,445	\$ 6,320,940	\$ 3,043,600	\$ -	\$ 28,561,028
DEMO (Section 115 Demonstration Program)	\$ 354,172	\$ -	\$ 72,689	\$ -	\$ -	\$ 426,861
ENH (Enhancement Grants)	\$ 2,994,728	\$ 5,438,353	\$ 660,490	\$ 3,023,150	\$ -	\$ 12,116,721
HPP (High Priority Projects)	\$ 14,620,467	\$ 7,575,996	\$ 6,916,350	\$ 844,800	\$ -	\$ 29,957,613
HSIP (Highway Safety Improvement Program)	\$ 7,740,000	\$ 4,500,000	\$ 1,800,000	\$ 1,800,000	\$ -	\$ 15,840,000
H-STP (STP Set Aside for Hazard Elimination)	\$ -	\$ 100,000	\$ -	\$ -	\$ -	\$ 100,000
IM (Interstate Maintenance)	\$ 113,665,050	\$ 53,859,161	\$ 60,000	\$ -	\$ -	\$ 167,548,211
IMD (Interstate Maintenance Discretionary)	\$ -	\$ 3,750,000	\$ -	\$ -	\$ -	\$ 3,750,000
ITS (Intelligent Transportation Systems)	\$ 1,891,073	\$ -	\$ -	\$ -	\$ -	\$ 1,891,073
NHS (National Highway System)	\$ 1,760,000	\$ 17,276,800	\$ 1,600,000	\$ 112,500	\$ -	\$ 20,749,300
NHPP (National Highway Performance Program)	\$ -	\$ -	\$ 92,619,314	\$ 9,713,480	\$ -	\$ 102,332,794
NSBP (National Scenic Byways Program)	\$ 276,644	\$ 266,698	\$ -	\$ -	\$ -	\$ 543,342
PLHD (Public Lands Highways)	\$ 4,023,107	\$ -	\$ -	\$ -	\$ -	\$ 4,023,107
SIP (Safety Improvement Program)	\$ -	\$ 134,640	\$ -	\$ -	\$ -	\$ 134,640
SRTS (Safe Routes to School)	\$ 850,000	\$ 850,000	\$ 850,000	\$ 850,000	\$ -	\$ 3,400,000
STP (State Surface Transportation Program)	\$ 55,721,742	\$ 57,029,216	\$ 18,640,000	\$ 4,520,000	\$ -	\$ 135,910,958
STP-S (STP Set Aside for Safety Improvements)	\$ -	\$ -	\$ 266,400	\$ -	\$ -	\$ 266,400
State Funds (includes matching funds)	\$ 79,533,209	\$ 68,795,639	\$ 42,289,015	\$ 6,212,314	\$ 431,250	\$ 197,261,427

*Funds are programmed only if corresponding revenue is anticipated by TDOT.

Table 4. FYs 2011-2015 MPO Funds: FHWA Grant Revenues

Grant Program	Opening Balance*	FY 2011 Allocation	FY 2012 Allocation	FY 2013 Allocation	FY 2014 Allocation	FY 2015 Allocation	Total Revenue
Total Revenue	\$ 77,766,914	\$ 17,300,654	\$ 17,949,439	\$ 18,335,997	\$ 19,987,190	\$ 20,586,805	\$ 171,926,999
STP Nash-Davidson UZA	\$ 63,059,849	\$ 14,972,607	\$ 15,421,785	\$ 15,884,439	\$ 16,360,972	\$ 16,851,801	\$ 142,551,453
STP Murfreesboro UZA	\$ 10,302,617	\$ 2,310,829	\$ 2,380,154	\$ 2,451,558	\$ 2,525,105	\$ 2,600,858	\$ 22,571,121
STP Lebanon**	\$ 1,389,339	\$ 17,218	\$ 147,500	\$ -	\$ 347,335	\$ 357,755	\$ 2,259,147
STP Spring Hill**	\$ 1,313,746	\$ -	\$ -	\$ -	\$ 328,437	\$ 338,290	\$ 1,980,472
STP Fairview**	\$ 486,114	\$ -	\$ -	\$ -	\$ 121,529	\$ 125,174	\$ 732,817
STP Portland**	\$ 612,637	\$ -	\$ -	\$ -	\$ 153,159	\$ 157,754	\$ 923,550
STP White House**	\$ 602,612	\$ -	\$ -	\$ -	\$ 150,653	\$ 155,173	\$ 908,438

**Opening balance includes unobligated funds from prior years. **Local Urban Area STP for communities 5,000 to 50,000 in population is allocated by TDOT in four-year cycles.*

Table 5. FYs 2011-2015 MPO Funds: FHWA Grant Expenditures

Grant Program	FY 2011	FY 2012	FY 2013	FY 2014	FY 2015	TOTAL
Total Amount Programmed	\$ 79,124,518	\$ 16,295,988	\$ 9,904,106	\$ 4,726,000	\$ 1,500,000	\$ 111,550,612
STP Nash-Davidson UZA	\$ 70,827,242	\$ 11,880,047	\$ 1,788,800	\$ 1,350,000	\$ 1,500,000	\$ 87,346,089
STP Murfreesboro UZA	\$ 6,566,400	\$ 3,351,520	\$ 6,738,400	\$ 2,720,000	\$ -	\$ 19,376,320
STP Lebanon	\$ 49,800	\$ 1,064,421	\$ 110,400	\$ 656,000	\$ -	\$ 1,880,621
STP Spring Hill	\$ 1,135,966	\$ -	\$ 177,780	\$ -	\$ -	\$ 1,313,746
STP Fairview	\$ -	\$ -	\$ 486,114	\$ -	\$ -	\$ 184,514
STP Portland	\$ 545,110	\$ -	\$ -	\$ -	\$ -	\$ 545,110
STP White House	\$ -	\$ -	\$ 602,612	\$ -	\$ -	\$ 602,212

Table 6. FYs 2011-2015 MPO Funds: FHWA Unprogrammed Revenues

Grant Program	FY 2011	FY 2012	FY 2013	FY 2014	FY 2015
Remaining Balance*	\$ 15,758,536	\$ 17,596,501	\$ 26,028,392	\$ 41,562,206	\$ 60,649,011
STP Nash-Davidson UZA	\$ 7,205,214	\$ 10,746,952	\$ 24,842,591	\$ 39,853,563	\$ 55,205,364
STP Murfreesboro UZA	\$ 6,047,046	\$ 5,075,680	\$ 788,838	\$ 593,943	\$ 3,194,801
STP Lebanon	\$ 1,356,757	\$ 439,836	\$ 329,436	\$ 20,771	\$ 378,526
STP Spring Hill	\$ 177,780	\$ 177,780	\$ -	\$ 328,437	\$ 666,727
STP Fairview	\$ 301,600	\$ 486,114	\$ -	\$ 121,529	\$ 246,703
STP Portland	\$ 67,527	\$ 67,527	\$ 67,527	\$ 493,310	\$ 651,064
STP White House	\$ 602,612	\$ 602,612	\$ -	\$ 150,653	\$ 305,826

* Annual cumulative balance.

Table 7. FYs 2011-2015 MPO Funds: FHWA Construction Reserves & Balances

Grant Program	FY 2011 to FY 2015
STP Nash-Davidson UZA Unprogrammed Funds	\$ 55,205,364
STP Nash-Davidson UZA Construction Reserve	\$ 54,345,919
STP Nash-Davidson UZA Remaining Balance	\$ 859,445
STP Murfreesboro UZA Unprogrammed Funds	\$ 3,194,801
STP Murfreesboro UZA Construction Reserve	\$ 920,000
STP Murfreesboro UZA Remaining Balance	\$ 2,274,801

Table 8. FYs 2011-2015 MPO Funds: FTA Grant Revenues

Grant Program	Opening Balance*	FY 2011 Allocation	FY 2012 Allocation	FY 2013 Allocation	FY 2014 Allocation	FY 2015 Allocation	Total Revenue
Total Revenue	\$ 4,987,386	\$ 16,886,836	\$ 20,239,944	\$ 28,130,226	\$ 19,457,185	\$ 20,040,901	\$ 109,742,478
5307 Nash-Davidson UZA	\$ -	\$ 11,683,802	\$ 17,405,266	\$ 25,047,921	\$ 16,480,000	\$ 16,974,400	\$ 87,591,389
5307 Murfreesboro UZA	\$ 4,000,000	\$ 2,006,160	\$ 2,066,345	\$ 2,128,335	\$ 2,192,185	\$ 2,257,951	\$ 14,650,976
5316 Nash-Davidson UZA	\$ 539,887	\$ 440,113	\$ 455,000	\$ 470,000	\$ 485,000	\$ 499,550	\$ 2,889,550
5317 Nash-Davidson UZA	\$ 378,086	\$ 272,461	\$ 313,333	\$ 290,000	\$ 300,000	\$ 309,000	\$ 1,862,880
5309 Capital Investments	\$ 69,413	\$ 1,304,300	\$ -	\$ 193,970	\$ -	\$ -	\$ 1,567,683
5339 Alternative Analysis	\$ -	\$ 1,180,000	\$ -	\$ -	\$ -	\$ -	\$ 1,180,000

*Opening balance includes unobligated funds from prior years.

Table 9. FYs 2011-2015 MPO Funds: FTA Grant Expenditures

Grant Program	FY 2011	FY 2012	FY 2013	FY 2014	FY 2015	TOTAL
Total Amount Programmed	\$ 20,248,390	\$ 18,704,398	\$ 25,791,010	\$ 17,171,580	\$ 3,450,000	\$ 85,365,378
5307 Nash-Davidson UZA	\$ 11,498,380	\$ 16,239,636	\$ 23,149,662	\$ 14,652,181	\$ 3,450,000	\$ 68,989,859
5307 Murfreesboro UZA	\$ 4,565,750	\$ 1,681,725	\$ 1,687,378	\$ 1,734,399	\$ -	\$ 9,669,252
5316 Nash-Davidson UZA	\$ 980,000	\$ 463,928	\$ 470,000	\$ 485,000	\$ -	\$ 2,398,928
5317 Nash-Davidson UZA	\$ 650,547	\$ 319,109	\$ 290,000	\$ 300,000	\$ -	\$ 1,559,656
5309 Capital Investments	\$ 1,373,713	\$ -	\$ 193,970	\$ -	\$ -	\$ 1,567,683
5339 Alternative Analysis	\$ 1,180,000	\$ -	\$ -	\$ -	\$ -	\$ 1,180,000

Table 10. FYs 2011-2015 MPO Funds: FTA Unprogrammed Revenues

Grant Program	FY 2011	FY 2012	FY 2013	FY 2014	FY 2015
Remaining Balance*	\$ 1,625,832	\$ 6,232,335	\$ 10,396,581	\$ 14,948,173	\$ 32,004,896
5307 Nash-Davidson UZA	\$ 185,422	\$ 1,351,052	\$ 3,249,311	\$ 5,077,130	\$ 18,601,530
5307 Murfreesboro UZA	\$ 1,440,410	\$ 3,265,440	\$ 5,531,427	\$ 8,255,200	\$ 10,978,973
5316 Nash-Davidson UZA	\$ -	\$ 971,072	\$ 971,072	\$ 971,072	\$ 1,470,622
5317 Nash-Davidson UZA	\$ -	\$ 644,771	\$ 644,771	\$ 644,771	\$ 953,771
5309 Capital Investments	\$ -	\$ -	\$ -	\$ -	\$ -
5339 Alternative Analysis	\$ -	\$ -	\$ -	\$ -	\$ -

* Annual cumulative balance.

This page intentionally left blank

REVISED

**Nashville Area MPO
Transportation Improvement Program
FYs 2011 through 2015**

Funding Tables, After June 19, 2013 Amendments

Table 3. FYs 2011-2015 TDOT Program Funds

Grant Program	FY 2011	FY 2012	FY 2013	FY 2014	FY 2015	TOTAL
Total Amount Programmed*	\$ 317,510,334	\$ 234,215,948	\$ 176,503,758	\$ 30,119,844	\$ 431,250	\$ 758,781,134
BRR-L (Bridge Replacement & Rehabilitation - Local)	\$ 408,000	\$ 2,808,000	\$ -	\$ -	\$ -	\$ 3,216,000
BRR-S (Bridge Replacement & Rehabilitation - State)	\$ 23,467,099	\$ 3,240,000	\$ -	\$ -	\$ -	\$ 26,707,099
CMAQ (Congestion Mitigation Air Quality)	\$ 10,205,043	\$ 8,991,445	\$ 6,320,940	\$ 3,043,600	\$ -	\$ 28,561,028
DEMO (Section 115 Demonstration Program)	\$ 354,172	\$ -	\$ 72,689	\$ -	\$ -	\$ 426,861
ENH (Enhancement Grants)	\$ 2,994,728	\$ 5,438,353	\$ 660,490	\$ 3,023,150	\$ -	\$ 12,116,721
HPP (High Priority Projects)	\$ 14,620,467	\$ 7,575,996	\$ 6,916,350	\$ 844,800	\$ -	\$ 29,957,613
HSIP (Highway Safety Improvement Program)	\$ 7,740,000	\$ 4,500,000	\$ 1,800,000	\$ 1,800,000	\$ -	\$ 15,840,000
H-STP (STP Set Aside for Hazard Elimination)	\$ -	\$ 100,000	\$ -	\$ -	\$ -	\$ 100,000
IM (Interstate Maintenance)	\$ 113,665,050	\$ 53,859,161	\$ 60,000	\$ -	\$ -	\$ 167,548,211
IMD (Interstate Maintenance Discretionary)	\$ -	\$ 3,750,000	\$ -	\$ -	\$ -	\$ 3,750,000
ITS (Intelligent Transportation Systems)	\$ 1,891,073	\$ -	\$ -	\$ -	\$ -	\$ 1,891,073
NHS (National Highway System)	\$ 1,760,000	\$ 17,276,800	\$ 1,600,000	\$ 112,500	\$ -	\$ 20,749,300
NHPP (National Highway Performance Program)	\$ -	\$ -	\$ 92,619,314	\$ 9,713,480	\$ -	\$ 102,332,794
NSBP (National Scenic Byways Program)	\$ 276,644	\$ 266,698	\$ -	\$ -	\$ -	\$ 543,342
PLHD (Public Lands Highways)	\$ 4,023,107	\$ -	\$ -	\$ -	\$ -	\$ 4,023,107
SIP (Safety Improvement Program)	\$ -	\$ 134,640	\$ -	\$ -	\$ -	\$ 134,640
SRTS (Safe Routes to School)	\$ 850,000	\$ 850,000	\$ 850,000	\$ 850,000	\$ -	\$ 3,400,000
STP (State Surface Transportation Program)	\$ 55,721,742	\$ 56,709,216	\$ 18,640,000	\$ 4,520,000	\$ -	\$ 138,790,958
STP-S (STP Set Aside for Safety Improvements)	\$ -	\$ -	\$ 266,400	\$ -	\$ -	\$ 266,400
State Funds (includes matching funds)	\$ 79,533,209	\$ 68,715,639	\$ 43,497,575	\$ 6,212,314	\$ 431,250	\$ 198,389,987

*Funds are programmed only if corresponding revenue is anticipated by TDOT.

REVISED

Table 4. FYs 2011-2015 MPO Funds: FHWA Grant Revenues

Grant Program	Opening Balance*	FY 2011 Allocation	FY 2012 Allocation	FY 2013 Allocation	FY 2014 Allocation	FY 2015 Allocation	Total Revenue
Total Revenue	\$ 77,766,914	\$ 17,300,654	\$ 17,949,439	\$ 18,335,997	\$ 19,987,190	\$ 20,586,805	\$ 171,926,999
STP Nash-Davidson UZA	\$ 63,059,849	\$ 14,972,607	\$ 15,421,785	\$ 15,884,439	\$ 16,360,972	\$ 16,851,801	\$ 142,551,453
STP Murfreesboro UZA	\$ 10,302,617	\$ 2,310,829	\$ 2,380,154	\$ 2,451,558	\$ 2,525,105	\$ 2,600,858	\$ 22,571,121
STP Lebanon**	\$ 1,389,339	\$ 17,218	\$ 147,500	\$ -	\$ 347,335	\$ 357,755	\$ 2,259,147
STP Spring Hill**	\$ 1,313,746	\$ -	\$ -	\$ -	\$ 328,437	\$ 338,290	\$ 1,980,472
STP Fairview**	\$ 486,114	\$ -	\$ -	\$ -	\$ 121,529	\$ 125,174	\$ 732,817
STP Portland**	\$ 612,637	\$ -	\$ -	\$ -	\$ 153,159	\$ 157,754	\$ 923,550
STP White House**	\$ 602,612	\$ -	\$ -	\$ -	\$ 150,653	\$ 155,173	\$ 908,438

**Opening balance includes unobligated funds from prior years. **Local Urban Area STP for communities 5,000 to 50,000 in population is allocated by TDOT in four-year cycles.*

Table 5. FYs 2011-2015 MPO Funds: FHWA Grant Expenditures

Grant Program	FY 2011	FY 2012	FY 2013	FY 2014	FY 2015	TOTAL
Total Amount Programmed	\$ 79,124,518	\$ 16,480,788	\$ 10,262,059	\$ 4,726,000	\$ 1,500,000	\$ 111,908,565
STP Nash-Davidson UZA	\$ 70,827,242	\$ 11,880,047	\$ 2,146,753	\$ 1,350,000	\$ 1,500,000	\$ 87,346,089
STP Murfreesboro UZA	\$ 6,566,400	\$ 3,351,520	\$ 6,738,400	\$ 2,720,000	\$ -	\$ 19,376,320
STP Lebanon	\$ 49,800	\$ 1,064,421	\$ 110,400	\$ 656,000	\$ -	\$ 1,880,621
STP Spring Hill	\$ 1,135,966	\$ -	\$ 177,780	\$ -	\$ -	\$ 1,313,746
STP Fairview	\$ -	\$ -	\$ 486,114	\$ -	\$ -	\$ 184,514
STP Portland	\$ 545,110	\$ -	\$ -	\$ -	\$ -	\$ 545,110
STP White House	\$ -	\$ -	\$ 602,612	\$ -	\$ -	\$ 602,212

Table 6. FYs 2011-2015 MPO Funds: FHWA Unprogrammed Revenues

Grant Program	FY 2011	FY 2012	FY 2013	FY 2014	FY 2015
Remaining Balance*	\$ 15,943,050	\$ 17,411,701	\$ 25,670,439	\$ 41,204,253	\$ 60,291,058
STP Nash-Davidson UZA	\$ 7,205,214	\$ 10,746,952	\$ 24,484,638	\$ 39,495,610	\$ 54,847,411
STP Murfreesboro UZA	\$ 6,047,046	\$ 5,075,680	\$ 788,838	\$ 593,943	\$ 3,194,801
STP Lebanon	\$ 1,356,757	\$ 439,836	\$ 329,436	\$ 20,771	\$ 378,526
STP Spring Hill	\$ 177,780	\$ 177,780	\$ -	\$ 328,437	\$ 666,727
STP Fairview	\$ 301,600	\$ 486,114	\$ -	\$ 121,529	\$ 246,703
STP Portland	\$ 67,527	\$ 67,527	\$ 67,527	\$ 493,310	\$ 651,064
STP White House	\$ 602,612	\$ 602,612	\$ -	\$ 150,653	\$ 305,826

* Annual cumulative balance.

Table 7. FYs 2011-2015 MPO Funds: FHWA Construction Reserves & Balances

Grant Program	FY 2011 to FY 2015
STP Nash-Davidson UZA Unprogrammed Funds	\$ 54,847,411
STP Nash-Davidson UZA Construction Reserve	\$ 54,345,919
STP Nash-Davidson UZA Remaining Balance	\$ 501,492
STP Murfreesboro UZA Unprogrammed Funds	\$ 3,194,801
STP Murfreesboro UZA Construction Reserve	\$ 920,000
STP Murfreesboro UZA Remaining Balance	\$ 2,274,801

REVISED

Table 8. FYs 2011-2015 MPO Funds: FTA Grant Revenues

Grant Program	Opening Balance*	FY 2011 Allocation	FY 2012 Allocation	FY 2013 Allocation	FY 2014 Allocation	FY 2015 Allocation	Total Revenue
Total Revenue	\$ 4,987,386	\$ 16,886,836	\$ 20,239,944	\$ 30,414,477	\$ 19,457,185	\$ 20,040,901	\$ 109,742,478
5307 Nash-Davidson UZA	\$ -	\$ 11,683,802	\$ 17,405,266	\$ 25,047,921	\$ 16,480,000	\$ 16,974,400	\$ 87,591,389
5307 Murfreesboro UZA	\$ 4,000,000	\$ 2,006,160	\$ 2,066,345	\$ 2,128,335	\$ 2,192,185	\$ 2,257,951	\$ 14,650,976
5316 Nash-Davidson UZA	\$ 539,887	\$ 440,113	\$ 455,000	\$ 470,000	\$ 485,000	\$ 499,550	\$ 2,889,550
5317 Nash-Davidson UZA	\$ 378,086	\$ 272,461	\$ 313,333	\$ 290,000	\$ 300,000	\$ 309,000	\$ 1,862,880
5309 Capital Investments	\$ 69,413	\$ 1,304,300	\$ -	\$ 193,970	\$ -	\$ -	\$ 1,567,683
5339 Alternative Analysis	\$ -	\$ 1,180,000	\$ -	\$ -	\$ -	\$ -	\$ 1,180,000
5310 Elderly and Disabled	\$ -	\$ -	\$ -	\$ 212,499	\$ -	\$ -	\$ 212,499

*Opening balance includes unobligated funds from prior years.

Table 9. FYs 2011-2015 MPO Funds: FTA Grant Expenditures

Grant Program	FY 2011	FY 2012	FY 2013	FY 2014	FY 2015	TOTAL
Total Amount Programmed	\$ 20,248,390	\$ 18,704,398	\$ 28,075,261	\$ 17,171,580	\$ 3,450,000	\$ 87,862,128
5307 Nash-Davidson UZA	\$ 11,498,380	\$ 16,239,636	\$ 23,149,662	\$ 14,652,181	\$ 3,450,000	\$ 68,989,859
5307 Murfreesboro UZA	\$ 4,565,750	\$ 1,681,725	\$ 1,687,378	\$ 1,734,399	\$ -	\$ 9,669,252
5316 Nash-Davidson UZA	\$ 980,000	\$ 463,928	\$ 470,000	\$ 485,000	\$ -	\$ 2,398,928
5317 Nash-Davidson UZA	\$ 650,547	\$ 319,109	\$ 290,000	\$ 300,000	\$ -	\$ 1,559,656
5309 Capital Investments	\$ 1,373,713	\$ -	\$ 2,478,221	\$ -	\$ -	\$ 3,851,934
5339 Alternative Analysis	\$ 1,180,000	\$ -	\$ -	\$ -	\$ -	\$ 1,180,000
5310 Elderly and Disabled	\$ -	\$ -	\$ 212,499	\$ -	\$ -	\$ 212,499

Table 10. FYs 2011-2015 MPO Funds: FTA Unprogrammed Revenues

Grant Program	FY 2011	FY 2012	FY 2013	FY 2014	FY 2015
Remaining Balance*	\$ 1,625,832	\$ 6,232,335	\$ 10,396,581	\$ 14,948,173	\$ 32,004,896
5307 Nash-Davidson UZA	\$ 185,422	\$ 1,351,052	\$ 3,249,311	\$ 5,077,130	\$ 18,601,530
5307 Murfreesboro UZA	\$ 1,440,410	\$ 3,265,440	\$ 5,531,427	\$ 8,255,200	\$ 10,978,973
5316 Nash-Davidson UZA	\$ -	\$ 971,072	\$ 971,072	\$ 971,072	\$ 1,470,622
5317 Nash-Davidson UZA	\$ -	\$ 644,771	\$ 644,771	\$ 644,771	\$ 953,771
5309 Capital Investments	\$ -	\$ -	\$ -	\$ -	\$ -
5339 Alternative Analysis	\$ -	\$ -	\$ -	\$ -	\$ -

* Annual cumulative balance.

REVISED