



NASHVILLE AREA

Metropolitan Planning Organization

September 23, 2013

Ms. Rhiannon Chambers
 Program Development & Scheduling Office
 Tennessee Department of Transportation
 505 Deaderick Street, Suite 600
 Nashville, Tennessee 37243

Re: September 2013 FY 2011-15 TIP Amendments for the Nashville Area MPO

Dear Ms. Chambers:

Enclosed is an amendment package to the Nashville Area MPO's FY 2011-2015 Transportation Improvement Program (TIP). The amendments were adopted by the MPO Executive Board at its September 23, 2013 meeting. The following projects are included for your review:

TIP #	Project	Sponsor	Amendment
99-New-14	Old Nashville Highway	La Vergne	Add funds
2011-42-031	Chaney Boulevard Widening	La Vergne	Shift funds
2012-42-168	SR-99 Widening (SW Loop Rd to Cason Ln)	TDOT	Add funds
2004-056	SR-99 Widening (Cason Ln to SR-96)	Murfreesboro	Add project to TIP

Copies of the original and revised TIP pages are included for your reference. The amendments have been made according to the procedures identified in the MPO's federally-approved Public Participation Plan and result in a fiscally constrained TIP.

Please consider this a formal request to amend the STIP. Thank you for your assistance in processing this request. If you have any questions or comments, please contact me or Félix Castrodad at 862-7204.

Best,

Michael Skipper, AICP
 Executive Director

CC w/enclosures: Mr. Rick Pack, TDOT
Ms. Angie Midgett, TDOT
Ms. Kim Thompson, TDOT
Ms. Maria Hunter, TDOT
Ms. Liza Joffrion, TDOT
Ms. Kristin Costanzo, City of La Vergne
Mr. Dana Richardson, City of Murfreesboro
Mr. Jim McAteer, MPO TCC Chair
The Honorable Rogers Anderson, MPO Executive Board Chair

Enclosures

MPO RESOLUTION 2013-005

A RESOLUTION AMENDING THE TRANSPORTATION IMPROVEMENT PROGRAM FOR FEDERAL FISCAL YEARS 2011 THROUGH 2015

WHEREAS, the Nashville Area Metropolitan Planning Organization (MPO) is responsible for the development and adoption of a Transportation Improvement Program (TIP) for the metropolitan planning area in cooperation with the state, local governments, and public transit operators; and

WHEREAS, on December 15, 2010, the MPO adopted the TIP for federal fiscal years 2011 through 2015 to advance projects contained within the MPO's 2035 Regional Transportation Plan; and

WHEREAS, the TIP consists of a staged multi-year program of federally and regionally significant transportation improvement projects that are financially constrained by year and includes an annual element for Metropolitan Nashville and Davidson County, Rutherford County, Sumner County, Williamson County, Wilson County, and portions of Maury and Robertson counties; and

WHEREAS, the MPO's Public Participation Plan allows the public and interested stakeholders a period of no less than 21 days to review proposed amendments to the TIP; and

WHEREAS, the following amendments have met all public noticing requirements, are consistent with the 2035 Regional Transportation Plan, and conform to the requirements of Title 23 Code of Federal Regulations Part 450.324;

NOW, THEREFORE, BE IT RESOLVED by the Executive Board of the Nashville Area Metropolitan Planning Organization, that the Fiscal Years 2011 through 2015 Transportation Improvement Program is amended as follows.

Amend#	Project Description	Proposed Change
2013-039	La Vergne - Old Nashville Highway	Add funds
2013-040	La Vergne - Chaney Boulevard Widening	Shift funds
2013-041	TDOT - SR-99 Widening (SW Loop Rd to Cason Ln)	Add funds
2013-042	Murfreesboro - SR-99 Widening (Cason Ln to SR-96)	Add project to TIP

Adopted this 18th day of September, 2013 by the Executive Board of the Nashville Area Metropolitan Planning Organization.



The Honorable Mayor Rogers Anderson
Chairman, MPO Executive Board

Attest:



Michael Skipper, AICP
Executive Director and Secretary of the Board

MPO RESOLUTION 2010-008

A RESOLUTION ADOPTING THE 2035 REGIONAL TRANSPORTATION PLAN

WHEREAS, the Nashville Area Metropolitan Planning Organization (MPO) is responsible for carrying out a comprehensive, cooperative, and continuing transportation planning process throughout Davidson, Rutherford, Sumner, Williamson, Wilson and portions of Maury and Robertson counties; and

WHEREAS, the Safe, Accountable, Flexible, Efficient, Transportation Equity Act - A Legacy for Users (SAFETEA-LU), passed by the United States Congress and signed into law by the President in 2005, requires that each MPO adopt a long range transportation plan to help guide federal investments in transportation infrastructure; and

WHEREAS, various federal, state, regional, and local agencies and organizations concerned with transportation planning for the MPO area have cooperatively developed the 2035 Regional Transportation Plan to satisfy federal planning requirements of SAFETEA-LU; and

WHEREAS, the MPO has followed the prescribed guidance for the development of the long range transportation plan, as found in the Final Rule for Metropolitan Planning in the Federal Register, February 14, 2007 under section 450.322, in the preparation of the 2035 Regional Transportation Plan; and

WHEREAS, the MPO has involved the public and interested stakeholders in an open and transparent process as detailed by the MPO's Public Participation Plan which includes a public review and comment period of no less than 30 days, at least one public workshop in each of the counties of the MPO, and two formal public hearings; and


WHEREAS, the 2035 Regional Transportation Plan is consistent with state and local transportation plans and programs and has been determined to be in conformity with the Clean Air Act Amendments of 1990;

NOW, THEREFORE, BE IT RESOLVED by the Executive Board of the Nashville Area MPO, that 2035 Regional Transportation Plan is adopted in order to ensure the continued livability, sustainability, prosperity, and diversity of Middle Tennessee by serving as the basis for future transportation planning and programming decisions for the region.

Adopted this 15th day of December, 2010 by the Executive Board of the Nashville Area Metropolitan Planning Organization.


The Honorable Mayor Karl F. Dean
Chairman, MPO Executive Board

Attest:


Michael Skipper, AICP
Secretary, MPO Executive Board

MPO RESOLUTION 2010-009

**A RESOLUTION ADOPTING THE TRANSPORTATION IMPROVEMENT PROGRAM
FOR FEDERAL FISCAL YEARS 2011 THROUGH 2015**

WHEREAS, the Nashville Area Metropolitan Planning Organization (MPO) is responsible for carrying out a comprehensive, cooperative, and continuing transportation planning process throughout Davidson, Rutherford, Sumner, Williamson, Wilson and portions of Maury and Robertson counties; and

WHEREAS, the Safe, Accountable, Flexible, Efficient, Transportation Equity Act - A Legacy for Users (SAFETEA-LU), passed by the United States Congress and signed into law by the President in 2005, requires that each MPO adopt a short-range work program that consists of federally funded and/or regionally significant transportation improvement projects within the metropolitan area; and

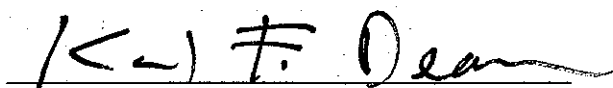
WHEREAS, various federal, state, regional, and local agencies and organizations concerned with transportation planning for the MPO area have cooperatively developed the Transportation Improvement Program (TIP) for Federal Fiscal Years 2011 through 2015 to satisfy federal planning requirements of SAFETEA-LU; and

WHEREAS, the TIP is comprised of projects that are derived from the MPO's adopted 2035 Regional Transportation Plan, is consistent with local and state transportation plans, and has met the requirements of Title 23 Code of Federal Regulations Part 450.324; and

WHEREAS, the MPO has involved the public and interested stakeholders in an open and transparent process as detailed by the MPO's Public Participation Plan which includes a public review and comment period of no less than 21 days and two formal public hearings;

NOW, THEREFORE, BE IT RESOLVED by the Executive Board of the Nashville Area MPO, that Transportation Improvement Program for Federal Fiscal Years 2011 through 2015 is adopted in order to ensure the continued livability, sustainability, prosperity, and diversity of Middle Tennessee by implementing the short-range component of the 2035 Regional Transportation Plan.

Adopted this 15th day of December, 2010 by the Executive Board of the Nashville Area Metropolitan Planning Organization.



The Honorable Mayor Karl F. Dean
Chairman, MPO Executive Board

Attest:



Michael Skipper, AICP
Secretary, MPO Executive Board



U.S. Department
of Transportation
**Federal Highway
Administration**

Tennessee Division

January 7, 2011

404 BNA Drive, Suite 508
Nashville, Tennessee 37217
Phone (615) 781-5770
Fax (615) 781-5773
www.fhwa.dot.gov

Mr. Paul Degges
Chief Engineer
Tennessee Department of Transportation
James K. Polk Building, Suite 700
Nashville, TN 37243-0349

In Reply Refer To:
HPP-TN

Subject: 2011-2014 Nashville and Jackson TIPs

Dear Mr. Degges:

The Federal Highway Administration (FHWA) and Federal Transit Administration (FTA) have reviewed the Statewide Transportation Improvement Program (STIP) Amendment for Fiscal Years 2011-2014. The 23 CFR 450.220 requires FHWA and FTA approval of the STIP at least every four years. This amendment includes Transportation Improvement Programs without modification for the Nashville and Jackson Metropolitan Planning Organizations.

The Tennessee Department of Transportation has provided appropriate public involvement for the STIP amendment, and has documented appropriate fiscal constraint.

The FHWA and FTA approve the FY 2011-2014 STIP, as amended, based on the requirements of the 23 CFR 450. If you have any questions regarding this approval, please contact Britta Stein at (615) 781-5792, or Elizabeth Martin of FTA at (404) 865-5612.

Sincerely,

Pamela M. Kordenbrock
Division Administrator

cc: Mr. Joe Carpenter, Chief Environment & Planning Bureau, TDOT
Ms. Jeanne Stevens, Director, Long Range Planning, TDOT
Mr. Jim Moore, Director, Program Development, TDOT
Ms. Deborah Fleming, MPO Program Coordinator, TDOT
Ms. Angela Midgett, MPO Program Coordinator, TDOT
Mr. Keith Donaldson, MPO Coordinator, MPO
Mr. Michael Skipper, MPO Coordinator, Nashville MPO
Ms. Elizabeth Martin, Community Planner, FTA Region 4
Ms. Valencia Williams, Community Planner, FTA Region 4
Ms. Jamie Pfister, Planning & Program Director, FTA Region 4





NASHVILLE AREA

Metropolitan Planning Organization

FY 2011-2015 TIP Amendments – September 2013

TIP Amendment # 2013-039

TIP #: 99-New-14
2035 RTP ID: 1044-272
Project: Old Nashville Highway
Requested By: City of La Vergne
Phase: PE, ROW, CONST
Fiscal Year(s): 2011
Proposed Changes: Add funds
Total Project Cost: \$518,304

FROM: \$ 405,000

<i>FY</i>	<i>Type of Work</i>	<i>Funding</i>	<i>Total</i>	<i>Federal</i>	<i>State</i>	<i>Local</i>
2011	CONST	M-STP	100,000	100,000	0	0
2012	CONST	M-STP	305,000	244,000	0	61,000
Total			405,000	344,000	0	61,000

TO: \$ 518,304

<i>FY</i>	<i>Type of Work</i>	<i>Funding</i>	<i>Total</i>	<i>Federal</i>	<i>State</i>	<i>Local</i>
2011	PE	M-STP	7,538	7,538	0	0
2011	ROW	M-STP	78,786	63,029	0	15,757
2011	CONST	M-STP	100,000	100,000	0	0
2012	CONST	M-STP	331,980	265,584	0	66,396
Total			518,304	436,151	0	82153

Description: Install traffic signal and turn lanes at intersection of Old Nashville Highway and Stones River Road.

Background: This is a project in the current TIP. The amendment shifts \$92,151 (federal share) from TIP# 2011-42-031 - Chaney Boulevard Widening to cover cost overruns.



Transportation Improvement Program for FYs 2011-2015

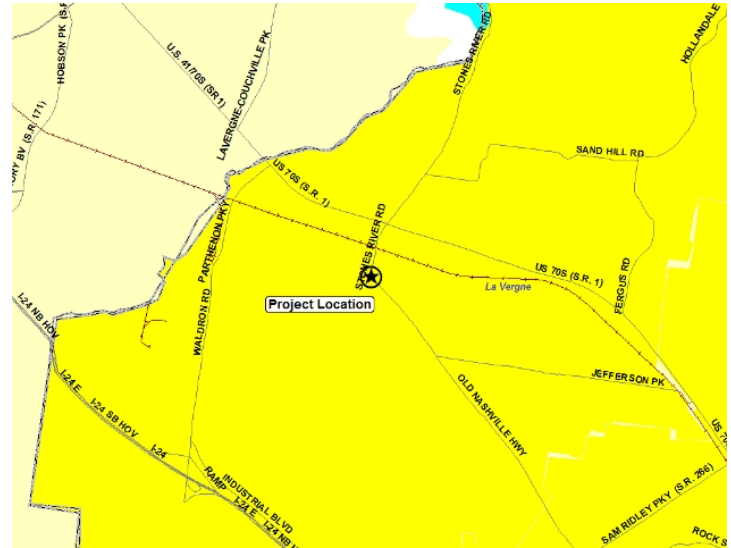
Project Name	Old Nashville Hwy		TIP #	99-New-14
Improvement Type	ITS		Lead Agency	LaVergne
County	Rutherford County	Length	0.00	Regional Plan ID 1044-272
Air Quality Status	Exempt	TDOT PIN	042963.00	Project Cost \$894,339.00
Route	Old Nashville Hwy			
Location	Stones River Road			
Project Description	Install traffic signal and turn lanes at intersection of Old Nashville Highway and Stones River Road			

Fiscal Year	Type of Work	Funding Type	Total Funds	Federal Funds	State Funds	Local funds
2011	CONSTRUCTION	M-STP	\$100,000.00	\$100,000.00	\$0.00	\$0.00
2012	CONSTRUCTION	M-STP	\$305,000.00	\$244,000.00	\$0.00	\$61,000.00

REVISION HISTORY

PROJECT NOTES

The signal installation portion of the project is eligible for 100% federal funding.





Transportation Improvement Program for FYs 2011-2015

Project Name	Old Nashville Hwy		TIP #	99-New-14
Improvement Type	ITS		Lead Agency	LaVergne
County	Rutherford County	Length	0.00	Regional Plan ID 1044-272
Air Quality Status	Exempt	TDOT PIN	042963.00	Project Cost \$894,339.00
Route	Old Nashville Hwy			
Location	Stones River Road			
Project Description	Install traffic signal and turn lanes at intersection of Old Nashville Highway and Stones River Road			

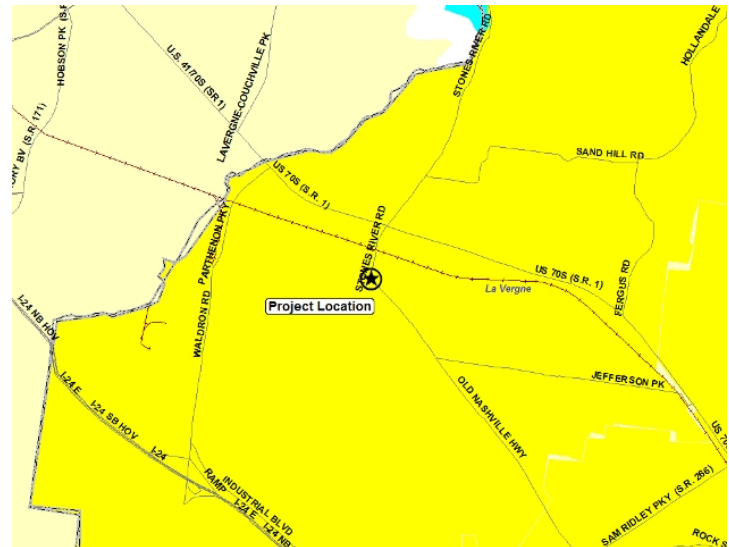
Fiscal Year	Type of Work	Funding Type	Total Funds	Federal Funds	State Funds	Local funds
2011	PE	M-STP	\$7,538.00	\$7,538.00	\$0.00	\$0.00
2011	ROW	M-STP	\$78,786.00	\$63,029.00	\$0.00	\$15,757.00
2011	CONSTRUCTION	M-STP	\$100,000.00	\$100,000.00	\$0.00	\$0.00
2012	CONSTRUCTION	M-STP	\$331,980.00	\$265,584.00	\$0.00	\$66,396.00

REVISION HISTORY

9/23/2013 Amend# 2013-039 The amendment shifts \$92,151 (federal share) from TIP# 2011-42-031 - Chaney Boulevard Widening to cover cost overruns.

PROJECT NOTES

The signal installation portion of the project is eligible for 100% federal funding.



This page intentionally left blank



NASHVILLE AREA

Metropolitan Planning Organization

FY 2011-2015 TIP Amendments – September 2013

TIP Amendment # 2013-040

TIP #: 2011-42-031
 2035 RTP ID: 1042-121
 Project: **Chaney Boulevard Widening**
 Requested By: City of La Vergne
 Phase: PE-D
 Fiscal Year(s): **2012**
 Proposed Changes: **Shift funds**
 Total Project Cost: **\$4,750,000**

FROM: \$250,000

<i>FY</i>	<i>Type of Work</i>	<i>Funding</i>	<i>Total</i>	<i>Federal</i>	<i>State</i>	<i>Local</i>
2012	PE-N	M-STP	125,000	100,000	0	25,000
2012	PE-D	M-STP	125,000	100,000	0	25,000
Total			250,000	200,000	0	50,000

TO: \$134,811

<i>FY</i>	<i>Type of Work</i>	<i>Funding</i>	<i>Total</i>	<i>Federal</i>	<i>State</i>	<i>Local</i>
2012	PE-N	M-STP	125,000	100,000	0	25,000
2012	PE-D	M-STP	9,811	7,849	0	1,962
Total			134,811	107,849	0	26,962

Description: Widen Chaney Blvd. to 3 lanes from Smyrna to Old Nashville Highway. Intersection improvements are included.

Background: This is a project in the current TIP. The amendment shifts \$92,151 (federal share) to TIP# 2011-42-031 – *Old Nashville Highway* to cover cost overruns.



Transportation Improvement Program for FYs 2011-2015

Project Name	Chaney Boulevard Widening		TIP #	2011-42-031
Improvement Type	Road Widening		Lead Agency	LaVergne
County	Rutherford County	Length	0.00	Regional Plan ID 1042-121
Air Quality Status	Non-Exempt	TDOT PIN		Project Cost \$4,750,000.00
Route	Chaney Boulevard Widening			
Location	From Smyrna to Old Nashville Highway			
Project Description	Widen Chaney Blvd. to 3 lanes from Smyrna to Old Nashville Highway. Intersection improvements are included in this project.			

Fiscal Year	Type of Work	Funding Type	Total Funds	Federal Funds	State Funds	Local funds
2012	PE-N	M-STP	\$125,000.00	\$100,000.00	\$0.00	\$25,000.00
2012	PE-D	M-STP	\$125,000.00	\$100,000.00	\$0.00	\$25,000.00

REVISION HISTORY

PROJECT NOTES



Transportation Improvement Program for FYs 2011-2015

Project Name	Chaney Boulevard Widening		TIP #	2011-42-031
Improvement Type	Road Widening		Lead Agency	LaVergne
County	Rutherford County	Length	1.50	Regional Plan ID 1042-121
Air Quality Status	Non-Exempt	TDOT PIN		Project Cost \$4,750,000.00
Route	Chaney Boulevard Widening			
Location	From Smyrna to Old Nashville Highway			
Project Description	Widen Chaney Blvd. to 3 lanes from Smyrna to Old Nashville Highway. Intersection improvements are included in this project.			

Fiscal Year	Type of Work	Funding Type	Total Funds	Federal Funds	State Funds	Local funds
2012	PE-N	M-STP	\$125,000.00	\$100,000.00	\$0.00	\$25,000.00
2012	PE-D	M-STP	\$9,811.00	\$7,849.00	\$0.00	\$1,962.00

REVISION HISTORY

9/23/2013 Amend# 2013-039 The amendment shifts \$92,151 (federal share) from TIP# 2011-42-031 - Chaney Boulevard Widening to cover cost overruns.

PROJECT NOTES



This page intentionally left blank



NASHVILLE AREA

Metropolitan Planning Organization

FY 2011-2015 TIP Amendments – September 2013

TIP Amendment # 2013-041

TIP #: 2012-42-168
2035 RTP ID: 1142-008
Project: SR-99 Widening (SW Loop Rd to Cason Ln)
Requested By: TDOT
Phase: PE-D
Fiscal Year(s): 2013
Proposed Changes: Add funds
Total Project Cost: \$18,100,000

FROM: \$7,700,000

<i>FY</i>	<i>Type of Work</i>	<i>Funding</i>	<i>Total</i>	<i>Federal</i>	<i>State</i>	<i>Local</i>
2012	ROW	STP	7,700,000	6,160,000	1,540,000	0
Total			7,700,000	6,160,000	1,540,000	0

TO: \$7,850,000

<i>FY</i>	<i>Type of Work</i>	<i>Funding</i>	<i>Total</i>	<i>Federal</i>	<i>State</i>	<i>Local</i>
2012	ROW	STP	7,700,000	6,160,000	1,540,000	0
2013	PE-D	M-STP	150,000	120,000	0	30,000
Total			7,850,000	6,280,000	1,540,000	30,000

Description: Widen SR-99 (New Salem Highway) from 2 to 5 lanes from SW Loop Road to Cason Lane.

Background: This is a project in the current TIP. The amendment adds \$120,000 (federal share) needed for PE-Design.



Transportation Improvement Program for FYs 2011-2015

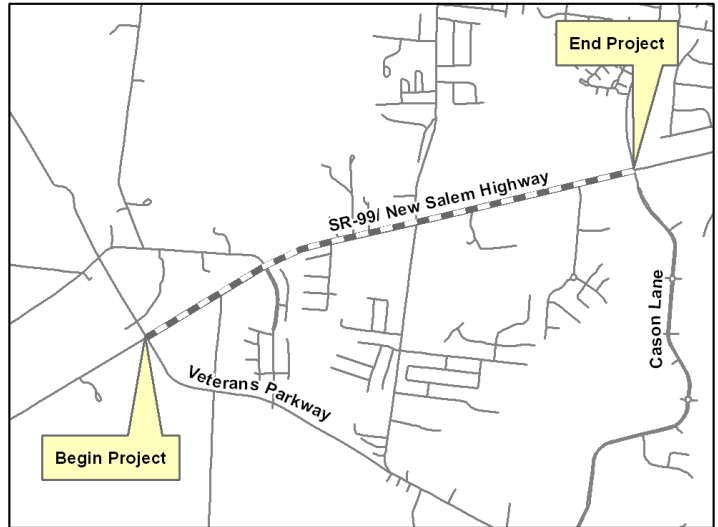
Project Name	SR-99 Widening		TIP #	2012-42-168
Improvement Type	Road Widening		Lead Agency	TDOT
County	Rutherford County	Length	2.00	Regional Plan ID 1142-008
Air Quality Status	Non-Exempt	TDOT PIN	106982.00	Project Cost \$18,100,000.00
Route	SR-99 (New Salem Hwy)			
Location	From SW Loop Road to Cason Lane			
Project Description	Widen from 2 to 5 lanes			

Fiscal Year	Type of Work	Funding Type	Total Funds	Federal Funds	State Funds	Local funds
2012	ROW	STP	\$7,700,000.00	\$6,160,000.00	\$1,540,000.00	\$0.00

REVISION HISTORY

12/30/2011 Amend# 2012-002 The amendment adds the project to the TIP with State Surface Transportation Program (STP) funds

PROJECT NOTES





Transportation Improvement Program for FYs 2011-2015

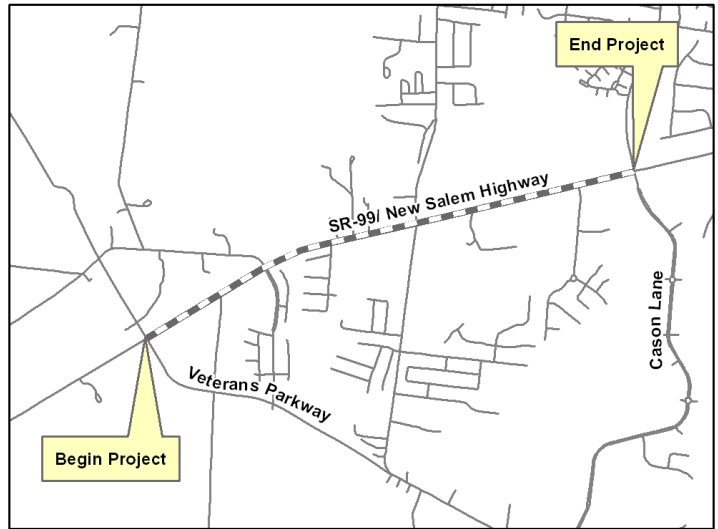
Project Name	SR-99 Widening		TIP #	2012-42-168
Improvement Type	Road Widening		Lead Agency	TDOT
County	Rutherford County	Length	2.00	Regional Plan ID 1142-008
Air Quality Status	Non-Exempt	TDOT PIN	106982.00	Project Cost \$18,100,000.00
Route	SR-99 (New Salem Hwy)			
Location	From SW Loop Road to Cason Lane			
Project Description	Widen from 2 to 5 lanes			

Fiscal Year	Type of Work	Funding Type	Total Funds	Federal Funds	State Funds	Local funds
2012	ROW	STP	\$7,700,000.00	\$6,160,000.00	\$1,540,000.00	\$0.00
2013	PE-D	M-STP	\$150,000.00	\$120,000.00	\$0.00	\$30,000.00

REVISION HISTORY

- 12/30/2011 Amend# 2012-002 The amendment adds the project to the TIP with State Surface Transportation Program (STP) funds
- 9/23/2013 Amend# 2013-041 The amendment adds \$120,000 (federal share) needed for PE-Design.

PROJECT NOTES



This page intentionally left blank



NASHVILLE AREA

Metropolitan Planning Organization

FY 2011-2015 TIP Amendments – September 2013

TIP Amendment # 2013-042

TIP #: 2004-056 - NEW PROJECT
2035 RTP ID: 1042-124
Project: SR-99/ New Salem Rd Widening (Cason Ln to SR-96)
Requested By: City of Murfreesboro
Phase: PE-D
Fiscal Year(s): 2013
Proposed Changes: Add project to TIP
Total Project Cost: \$16,500,000

TO: \$450,000

<i>FY</i>	<i>Type of Work</i>	<i>Funding</i>	<i>Total</i>	<i>Federal</i>	<i>State</i>	<i>Local</i>
2013	PE-D	M-STP	450,000	360,000	0	90,000
Total			450,000	360,000	0	90,000

Description: Widen SR-99 (New Salem Highway) from 2 to 5 lanes from Cason Lane to SR-96 (Old Fort Pkwy).

Background: This project needs to be included in the TIP. The project was part of the previous TIP (FYs 2008-2011) but not carried forward to the current TIP. The amendment adds \$360,000 (federal share) needed for PE-Design.

Transportation Improvement Program for FYs 2011-2015

Project Name	SR-99/ New Salem Rd Widening (Cason Ln to SR-96)		TIP #	2004-056
Improvement Type	Road Widening		Lead Agency	Murfreesboro
County	Rutherford County	Length	5.20	Regional Plan ID 1042-124
Air Quality Status	Non-Exempt	TDOT PIN		Project Cost \$16,500,000.00
Route	SR-99			
Location	SR-99 (New Salem Highway) from Cason Lane to SR-96 (Old Fort Pkwy)			
Project Description	Widen SR-99 (New Salem Highway) from 2 to 5 lanes from Cason Lane to SR-96 (Old Fort Pkwy). Includes 2 travel lanes in each direction and a continuous center turn lane			

Fiscal Year	Type of Work	Funding Type	Total Funds	Federal Funds	State Funds	Local funds
2013	PE-D	M-STP	\$450,000.00	\$360,000.00	\$0.00	\$90,000.00

REVISION HISTORY

PROJECT NOTES



This page intentionally left blank

**Nashville Area MPO
Transportation Improvement Program
FYs 2011 through 2015**

Funding Tables, Before September 18, 2013 Amendments

Table 3. FYs 2011-2015 TDOT Program Funds

Grant Program	FY 2011	FY 2012	FY 2013	FY 2014	FY 2015	TOTAL
Total Amount Programmed*	\$ 317,321,534	\$ 234,215,948	\$ 169,789,758	\$ 34,119,844	\$ 431,250	\$ 755,878,334
BRR-L (Bridge Replacement & Rehabilitation - Local)	\$ 408,000	\$ 2,808,000	\$ -	\$ -	\$ -	\$ 3,216,000
BRR-S (Bridge Replacement & Rehabilitation - State)	\$ 23,467,099	\$ 3,240,000	\$ -	\$ -	\$ -	\$ 26,707,099
CMAQ (Congestion Mitigation Air Quality)	\$ 10,016,243	\$ 8,991,445	\$ 6,556,940	\$ 3,043,600	\$ -	\$ 28,608,228
DEMO (Section 115 Demonstration Program)	\$ 354,172	\$ -	\$ 72,689	\$ -	\$ -	\$ 426,861
ENH (Enhancement Grants)	\$ 2,994,728	\$ 5,438,353	\$ 660,490	\$ 3,023,150	\$ -	\$ 12,116,721
HPP (High Priority Projects)	\$ 14,620,467	\$ 7,575,996	\$ 6,916,350	\$ 844,800	\$ -	\$ 29,957,613
HSIP (Highway Safety Improvement Program)	\$ 7,740,000	\$ 4,500,000	\$ 2,250,000	\$ 1,800,000	\$ -	\$ 16,290,000
H-STP (STP Set Aside for Hazard Elimination)	\$ -	\$ 100,000	\$ -	\$ -	\$ -	\$ 100,000
IM (Interstate Maintenance)	\$ 113,665,050	\$ 53,859,161	\$ 60,000	\$ -	\$ -	\$ 167,548,211
IMD (Interstate Maintenance Discretionary)	\$ -	\$ 3,750,000	\$ -	\$ -	\$ -	\$ 3,750,000
ITS (Intelligent Transportation Systems)	\$ 1,891,073	\$ -	\$ -	\$ -	\$ -	\$ 1,891,073
NHS (National Highway System)	\$ 1,760,000	\$ 17,276,800	\$ 1,600,000	\$ 112,500	\$ -	\$ 20,749,300
NHPP (National Highway Performance Program)	\$ -	\$ -	\$ 101,419,314	\$ 12,913,480	\$ -	\$ 114,332,794
NSBP (National Scenic Byways Program)	\$ 276,644	\$ 266,698	\$ -	\$ -	\$ -	\$ 543,342
PLHD (Public Lands Highways)	\$ 4,023,107	\$ -	\$ -	\$ -	\$ -	\$ 4,023,107
SIP (Safety Improvement Program)	\$ -	\$ 134,640	\$ -	\$ -	\$ -	\$ 134,640
SRTS (Safe Routes to School)	\$ 850,000	\$ 850,000	\$ 850,000	\$ 850,000	\$ -	\$ 3,400,000
STP (State Surface Transportation Program)	\$ 55,721,742	\$ 56,709,216	\$ 18,640,000	\$ 4,520,000	\$ -	\$ 135,590,958
STP-S (STP Set Aside for Safety Improvements)	\$ -	\$ -	\$ 266,400	\$ -	\$ -	\$ 266,400
State Funds (includes matching funds)	\$ 79,533,209	\$ 68,715,639	\$ 30,497,575	\$ 7,012,314	\$ 431,250	\$ 186,189,987

*Funds are programmed only if corresponding revenue is anticipated by TDOT.

Table 4. FYs 2011-2015 MPO Funds: FHWA Grant Revenues

Grant Program	Opening Balance*	FY 2011 Allocation	FY 2012 Allocation	FY 2013 Allocation	FY 2014 Allocation	FY 2015 Allocation	Total Revenue
Total Revenue	\$ 77,766,914	\$ 17,300,654	\$ 17,949,439	\$ 18,335,997	\$ 19,987,190	\$ 20,586,805	\$ 171,926,999
STP Nash-Davidson UZA	\$ 63,059,849	\$ 14,972,607	\$ 15,421,785	\$ 15,884,439	\$ 16,360,972	\$ 16,851,801	\$ 142,551,453
STP Murfreesboro UZA	\$ 10,302,617	\$ 2,310,829	\$ 2,380,154	\$ 2,451,558	\$ 2,525,105	\$ 2,600,858	\$ 22,571,121
STP Lebanon**	\$ 1,389,339	\$ 17,218	\$ 147,500	\$ -	\$ 347,335	\$ 357,755	\$ 2,259,147
STP Spring Hill**	\$ 1,313,746	\$ -	\$ -	\$ -	\$ 328,437	\$ 338,290	\$ 1,980,473
STP Fairview**	\$ 486,114	\$ -	\$ -	\$ -	\$ 121,529	\$ 125,174	\$ 732,817
STP Portland**	\$ 612,637	\$ -	\$ -	\$ -	\$ 153,159	\$ 157,754	\$ 923,550
STP White House**	\$ 602,612	\$ -	\$ -	\$ -	\$ 150,653	\$ 155,173	\$ 908,438

**Opening balance includes unobligated funds from prior years. **Local Urban Area STP for communities 5,000 to 50,000 in population is allocated by TDOT in four-year cycles.*

Table 5. FYs 2011-2015 MPO Funds: FHWA Grant Expenditures

Grant Program	FY 2011	FY 2012	FY 2013	FY 2014	FY 2015	TOTAL
Total Amount Programmed	\$ 79,124,518	\$ 16,295,988	\$ 10,262,059	\$ 4,726,000	\$ 1,500,000	\$ 111,908,565
STP Nash-Davidson UZA	\$ 70,827,242	\$ 11,880,047	\$ 2,146,753	\$ 1,350,000	\$ 1,500,000	\$ 87,704,042
STP Murfreesboro UZA	\$ 6,566,400	\$ 3,351,520	\$ 6,738,400	\$ 2,720,000	\$ -	\$ 19,376,320
STP Lebanon	\$ 49,800	\$ 1,064,421	\$ 110,400	\$ 656,000	\$ -	\$ 1,880,621
STP Spring Hill	\$ 1,135,966	\$ -	\$ 177,780	\$ -	\$ -	\$ 1,313,746
STP Fairview	\$ -	\$ -	\$ 486,114	\$ -	\$ -	\$ 486,114
STP Portland	\$ 545,110	\$ -	\$ -	\$ -	\$ -	\$ 545,110
STP White House	\$ -	\$ -	\$ 602,612	\$ -	\$ -	\$ 602,212

Table 6. FYs 2011-2015 MPO Funds: FHWA Unprogrammed Revenues

Grant Program	FY 2011	FY 2012	FY 2013	FY 2014	FY 2015
Remaining Balance*	\$ 15,758,536	\$ 17,596,501	\$ 25,670,439	\$ 41,204,253	\$ 60,291,058
STP Nash-Davidson UZA	\$ 7,205,214	\$ 10,746,952	\$ 24,484,638	\$ 39,495,610	\$ 54,847,411
STP Murfreesboro UZA	\$ 6,047,046	\$ 5,075,680	\$ 788,838	\$ 593,943	\$ 3,194,801
STP Lebanon	\$ 1,356,757	\$ 439,836	\$ 329,436	\$ 20,771	\$ 378,526
STP Spring Hill	\$ 177,780	\$ 177,780	\$ -	\$ 328,437	\$ 666,727
STP Fairview	\$ 301,600	\$ 486,114	\$ -	\$ 121,529	\$ 246,703
STP Portland	\$ 67,527	\$ 67,527	\$ 67,527	\$ 493,310	\$ 651,064
STP White House	\$ 602,612	\$ 602,612	\$ -	\$ 150,653	\$ 305,826

* Annual cumulative balance.

Table 7. FYs 2011-2015 MPO Funds: FHWA Construction Reserves & Balances

Grant Program	FY 2011 to FY 2015
STP Nash-Davidson UZA Unprogrammed Funds	\$ 54,847,411
STP Nash-Davidson UZA Construction Reserve	\$ 54,345,919
STP Nash-Davidson UZA Remaining Balance	\$ 501,492
STP Murfreesboro UZA Unprogrammed Funds	\$ 3,194,801
STP Murfreesboro UZA Construction Reserve	\$ 920,000
STP Murfreesboro UZA Remaining Balance	\$ 2,274,801

Table 8. FYs 2011-2015 MPO Funds: FTA Grant Revenues

Grant Program	Opening Balance*	FY 2011 Allocation	FY 2012 Allocation	FY 2013 Allocation	FY 2014 Allocation	FY 2015 Allocation	Total Revenue
Total Revenue	\$ 4,987,386	\$ 16,886,836	\$ 20,239,944	\$ 30,414,477	\$ 19,457,185	\$ 20,040,901	\$ 109,742,478
5307 Nash-Davidson UZA	\$ -	\$ 11,683,802	\$ 17,405,266	\$ 25,047,921	\$ 16,480,000	\$ 16,974,400	\$ 87,591,389
5307 Murfreesboro UZA	\$ 4,000,000	\$ 2,006,160	\$ 2,066,345	\$ 2,128,335	\$ 2,192,185	\$ 2,257,951	\$ 14,650,976
5316 Nash-Davidson UZA	\$ 539,887	\$ 440,113	\$ 455,000	\$ 470,000	\$ 485,000	\$ 499,550	\$ 2,889,550
5317 Nash-Davidson UZA	\$ 378,086	\$ 272,461	\$ 313,333	\$ 290,000	\$ 300,000	\$ 309,000	\$ 1,862,880
5309 Capital Investments	\$ 69,413	\$ 1,304,300	\$ -	\$ 193,970	\$ -	\$ -	\$ 1,567,683
5339 Alternative Analysis	\$ -	\$ 1,180,000	\$ -	\$ -	\$ -	\$ -	\$ 1,180,000
5310 Elderly and Disabled	\$ -	\$ -	\$ -	\$ 212,499	\$ -	\$ -	\$ 212,499

*Opening balance includes unobligated funds from prior years.

Table 9. FYs 2011-2015 MPO Funds: FTA Grant Expenditures

Grant Program	FY 2011	FY 2012	FY 2013	FY 2014	FY 2015	TOTAL
Total Amount Programmed	\$ 20,248,390	\$ 18,704,398	\$ 28,075,261	\$ 17,171,580	\$ 3,450,000	\$ 87,862,128
5307 Nash-Davidson UZA	\$ 11,498,380	\$ 16,239,636	\$ 23,149,662	\$ 14,652,181	\$ 3,450,000	\$ 68,989,859
5307 Murfreesboro UZA	\$ 4,565,750	\$ 1,681,725	\$ 1,687,378	\$ 1,734,399	\$ -	\$ 9,669,252
5316 Nash-Davidson UZA	\$ 980,000	\$ 463,928	\$ 470,000	\$ 485,000	\$ -	\$ 2,398,928
5317 Nash-Davidson UZA	\$ 650,547	\$ 319,109	\$ 290,000	\$ 300,000	\$ -	\$ 1,559,656
5309 Capital Investments	\$ 1,373,713	\$ -	\$ 2,478,221	\$ -	\$ -	\$ 3,851,934
5339 Alternative Analysis	\$ 1,180,000	\$ -	\$ -	\$ -	\$ -	\$ 1,180,000
5310 Elderly and Disabled	\$ -	\$ -	\$ 212,499	\$ -	\$ -	\$ 212,499

Table 10. FYs 2011-2015 MPO Funds: FTA Unprogrammed Revenues

Grant Program	FY 2011	FY 2012	FY 2013	FY 2014	FY 2015
Remaining Balance*	\$ 1,625,832	\$ 6,232,335	\$ 10,396,581	\$ 14,948,173	\$ 32,004,896
5307 Nash-Davidson UZA	\$ 185,422	\$ 1,351,052	\$ 3,249,311	\$ 5,077,130	\$ 18,601,530
5307 Murfreesboro UZA	\$ 1,440,410	\$ 3,265,440	\$ 5,531,427	\$ 8,255,200	\$ 10,978,973
5316 Nash-Davidson UZA	\$ -	\$ 971,072	\$ 971,072	\$ 971,072	\$ 1,470,622
5317 Nash-Davidson UZA	\$ -	\$ 644,771	\$ 644,771	\$ 644,771	\$ 953,771
5309 Capital Investments	\$ -	\$ -	\$ -	\$ -	\$ -
5339 Alternative Analysis	\$ -	\$ -	\$ -	\$ -	\$ -

* Annual cumulative balance.

This page intentionally left blank

REVISED

**Nashville Area MPO
Transportation Improvement Program
FYs 2011 through 2015**

Funding Tables, After September 18, 2013 Amendments

Table 3. FYs 2011-2015 TDOT Program Funds

Grant Program	FY 2011	FY 2012	FY 2013	FY 2014	FY 2015	TOTAL
Total Amount Programmed*	\$ 317,321,534	\$ 234,215,948	\$ 169,789,758	\$ 34,119,844	\$ 431,250	\$ 755,878,334
BRR-L (Bridge Replacement & Rehabilitation - Local)	\$ 408,000	\$ 2,808,000	\$ -	\$ -	\$ -	\$ 3,216,000
BRR-S (Bridge Replacement & Rehabilitation - State)	\$ 23,467,099	\$ 3,240,000	\$ -	\$ -	\$ -	\$ 26,707,099
CMAQ (Congestion Mitigation Air Quality)	\$ 10,016,243	\$ 8,991,445	\$ 6,556,940	\$ 3,043,600	\$ -	\$ 28,608,228
DEMO (Section 115 Demonstration Program)	\$ 354,172	\$ -	\$ 72,689	\$ -	\$ -	\$ 426,861
ENH (Enhancement Grants)	\$ 2,994,728	\$ 5,438,353	\$ 660,490	\$ 3,023,150	\$ -	\$ 12,116,721
HPP (High Priority Projects)	\$ 14,620,467	\$ 7,575,996	\$ 6,916,350	\$ 844,800	\$ -	\$ 29,957,613
HSIP (Highway Safety Improvement Program)	\$ 7,740,000	\$ 4,500,000	\$ 2,250,000	\$ 1,800,000	\$ -	\$ 16,290,000
H-STP (STP Set Aside for Hazard Elimination)	\$ -	\$ 100,000	\$ -	\$ -	\$ -	\$ 100,000
IM (Interstate Maintenance)	\$ 113,665,050	\$ 53,859,161	\$ 60,000	\$ -	\$ -	\$ 167,548,211
IMD (Interstate Maintenance Discretionary)	\$ -	\$ 3,750,000	\$ -	\$ -	\$ -	\$ 3,750,000
ITS (Intelligent Transportation Systems)	\$ 1,891,073	\$ -	\$ -	\$ -	\$ -	\$ 1,891,073
NHS (National Highway System)	\$ 1,760,000	\$ 17,276,800	\$ 1,600,000	\$ 112,500	\$ -	\$ 20,749,300
NHPP (National Highway Performance Program)	\$ -	\$ -	\$ 101,419,314	\$ 12,913,480	\$ -	\$ 114,332,794
NSBP (National Scenic Byways Program)	\$ 276,644	\$ 266,698	\$ -	\$ -	\$ -	\$ 543,342
PLHD (Public Lands Highways)	\$ 4,023,107	\$ -	\$ -	\$ -	\$ -	\$ 4,023,107
SIP (Safety Improvement Program)	\$ -	\$ 134,640	\$ -	\$ -	\$ -	\$ 134,640
SRTS (Safe Routes to School)	\$ 850,000	\$ 850,000	\$ 850,000	\$ 850,000	\$ -	\$ 3,400,000
STP (State Surface Transportation Program)	\$ 55,721,742	\$ 56,709,216	\$ 18,640,000	\$ 4,520,000	\$ -	\$ 135,590,958
STP-S (STP Set Aside for Safety Improvements)	\$ -	\$ -	\$ 266,400	\$ -	\$ -	\$ 266,400
State Funds (includes matching funds)	\$ 79,533,209	\$ 68,715,639	\$ 30,497,575	\$ 7,012,314	\$ 431,250	\$ 186,189,987

*Funds are programmed only if corresponding revenue is anticipated by TDOT.

REVISED

Table 4. FYs 2011-2015 MPO Funds: FHWA Grant Revenues

Grant Program	Opening Balance*	FY 2011 Allocation	FY 2012 Allocation	FY 2013 Allocation	FY 2014 Allocation	FY 2015 Allocation	Total Revenue
Total Revenue	\$ 77,766,914	\$ 17,300,654	\$ 17,949,439	\$ 18,335,997	\$ 19,987,190	\$ 20,586,805	\$ 171,926,999
STP Nash-Davidson UZA	\$ 63,059,849	\$ 14,972,607	\$ 15,421,785	\$ 15,884,439	\$ 16,360,972	\$ 16,851,801	\$ 142,551,453
STP Murfreesboro UZA	\$ 10,302,617	\$ 2,310,829	\$ 2,380,154	\$ 2,451,558	\$ 2,525,105	\$ 2,600,858	\$ 22,571,121
STP Lebanon**	\$ 1,389,339	\$ 17,218	\$ 147,500	\$ -	\$ 347,335	\$ 357,755	\$ 2,259,147
STP Spring Hill**	\$ 1,313,746	\$ -	\$ -	\$ -	\$ 328,437	\$ 338,290	\$ 1,980,473
STP Fairview**	\$ 486,114	\$ -	\$ -	\$ -	\$ 121,529	\$ 125,174	\$ 732,817
STP Portland**	\$ 612,637	\$ -	\$ -	\$ -	\$ 153,159	\$ 157,754	\$ 923,550
STP White House**	\$ 602,612	\$ -	\$ -	\$ -	\$ 150,653	\$ 155,173	\$ 908,438

**Opening balance includes unobligated funds from prior years. **Local Urban Area STP for communities 5,000 to 50,000 in population is allocated by TDOT in four-year cycles.*

Table 5. FYs 2011-2015 MPO Funds: FHWA Grant Expenditures

Grant Program	FY 2011	FY 2012	FY 2013	FY 2014	FY 2015	TOTAL
Total Amount Programmed	\$ 79,195,085	\$ 16,225,421	\$ 10,742,059	\$ 4,726,000	\$ 1,500,000	\$ 112,388,565
STP Nash-Davidson UZA	\$ 70,827,242	\$ 11,880,047	\$ 2,146,753	\$ 1,350,000	\$ 1,500,000	\$ 87,704,042
STP Murfreesboro UZA	\$ 6,636,967	\$ 3,280,953	\$ 7,218,400	\$ 2,720,000	\$ -	\$ 19,856,320
STP Lebanon	\$ 49,800	\$ 1,064,421	\$ 110,400	\$ 656,000	\$ -	\$ 1,880,621
STP Spring Hill	\$ 1,135,966	\$ -	\$ 177,780	\$ -	\$ -	\$ 1,313,746
STP Fairview	\$ -	\$ -	\$ 486,114	\$ -	\$ -	\$ 486,114
STP Portland	\$ 545,110	\$ -	\$ -	\$ -	\$ -	\$ 545,110
STP White House	\$ -	\$ -	\$ 602,612	\$ -	\$ -	\$ 602,212

Table 6. FYs 2011-2015 MPO Funds: FHWA Unprogrammed Revenues

Grant Program	FY 2011	FY 2012	FY 2013	FY 2014	FY 2015
Remaining Balance*	\$ 15,687,969	\$ 17,596,501	\$ 25,190,439	\$ 40,724,253	\$ 59,811,058
STP Nash-Davidson UZA	\$ 7,205,214	\$ 10,746,952	\$ 24,484,638	\$ 39,495,610	\$ 54,847,411
STP Murfreesboro UZA	\$ 5,976,479	\$ 5,075,680	\$ 308,838	\$ 113,943	\$ 2,714,801
STP Lebanon	\$ 1,356,757	\$ 439,836	\$ 329,436	\$ 20,771	\$ 378,526
STP Spring Hill	\$ 177,780	\$ 177,780	\$ -	\$ 328,437	\$ 666,727
STP Fairview	\$ 301,600	\$ 486,114	\$ -	\$ 121,529	\$ 246,703
STP Portland	\$ 67,527	\$ 67,527	\$ 67,527	\$ 493,310	\$ 651,064
STP White House	\$ 602,612	\$ 602,612	\$ -	\$ 150,653	\$ 305,826

* Annual cumulative balance.

Table 7. FYs 2011-2015 MPO Funds: FHWA Construction Reserves & Balances

Grant Program	FY 2011 to FY 2015
STP Nash-Davidson UZA Unprogrammed Funds	\$ 54,847,411
STP Nash-Davidson UZA Construction Reserve	\$ 54,345,919
STP Nash-Davidson UZA Remaining Balance	\$ 501,492
STP Murfreesboro UZA Unprogrammed Funds	\$ 2,714,801
STP Murfreesboro UZA Construction Reserve	\$ 920,000
STP Murfreesboro UZA Remaining Balance	\$ 1,794,801

Table 8. FYs 2011-2015 MPO Funds: FTA Grant Revenues

Grant Program	Opening Balance*	FY 2011 Allocation	FY 2012 Allocation	FY 2013 Allocation	FY 2014 Allocation	FY 2015 Allocation	Total Revenue
Total Revenue	\$ 4,987,386	\$ 16,886,836	\$ 20,239,944	\$ 30,414,477	\$ 19,457,185	\$ 20,040,901	\$ 109,742,478
5307 Nash-Davidson UZA	\$ -	\$ 11,683,802	\$ 17,405,266	\$ 25,047,921	\$ 16,480,000	\$ 16,974,400	\$ 87,591,389
5307 Murfreesboro UZA	\$ 4,000,000	\$ 2,006,160	\$ 2,066,345	\$ 2,128,335	\$ 2,192,185	\$ 2,257,951	\$ 14,650,976
5316 Nash-Davidson UZA	\$ 539,887	\$ 440,113	\$ 455,000	\$ 470,000	\$ 485,000	\$ 499,550	\$ 2,889,550
5317 Nash-Davidson UZA	\$ 378,086	\$ 272,461	\$ 313,333	\$ 290,000	\$ 300,000	\$ 309,000	\$ 1,862,880
5309 Capital Investments	\$ 69,413	\$ 1,304,300	\$ -	\$ 193,970	\$ -	\$ -	\$ 1,567,683
5339 Alternative Analysis	\$ -	\$ 1,180,000	\$ -	\$ -	\$ -	\$ -	\$ 1,180,000
5310 Elderly and Disabled	\$ -	\$ -	\$ -	\$ 212,499	\$ -	\$ -	\$ 212,499

*Opening balance includes unobligated funds from prior years.

Table 9. FYs 2011-2015 MPO Funds: FTA Grant Expenditures

Grant Program	FY 2011	FY 2012	FY 2013	FY 2014	FY 2015	TOTAL
Total Amount Programmed	\$ 20,248,390	\$ 18,704,398	\$ 28,075,261	\$ 17,171,580	\$ 3,450,000	\$ 87,862,128
5307 Nash-Davidson UZA	\$ 11,498,380	\$ 16,239,636	\$ 23,149,662	\$ 14,652,181	\$ 3,450,000	\$ 68,989,859
5307 Murfreesboro UZA	\$ 4,565,750	\$ 1,681,725	\$ 1,687,378	\$ 1,734,399	\$ -	\$ 9,669,252
5316 Nash-Davidson UZA	\$ 980,000	\$ 463,928	\$ 470,000	\$ 485,000	\$ -	\$ 2,398,928
5317 Nash-Davidson UZA	\$ 650,547	\$ 319,109	\$ 290,000	\$ 300,000	\$ -	\$ 1,559,656
5309 Capital Investments	\$ 1,373,713	\$ -	\$ 2,478,221	\$ -	\$ -	\$ 3,851,934
5339 Alternative Analysis	\$ 1,180,000	\$ -	\$ -	\$ -	\$ -	\$ 1,180,000
5310 Elderly and Disabled	\$ -	\$ -	\$ 212,499	\$ -	\$ -	\$ 212,499

Table 10. FYs 2011-2015 MPO Funds: FTA Unprogrammed Revenues

Grant Program	FY 2011	FY 2012	FY 2013	FY 2014	FY 2015
Remaining Balance*	\$ 1,625,832	\$ 6,232,335	\$ 10,396,581	\$ 14,948,173	\$ 32,004,896
5307 Nash-Davidson UZA	\$ 185,422	\$ 1,351,052	\$ 3,249,311	\$ 5,077,130	\$ 18,601,530
5307 Murfreesboro UZA	\$ 1,440,410	\$ 3,265,440	\$ 5,531,427	\$ 8,255,200	\$ 10,978,973
5316 Nash-Davidson UZA	\$ -	\$ 971,072	\$ 971,072	\$ 971,072	\$ 1,470,622
5317 Nash-Davidson UZA	\$ -	\$ 644,771	\$ 644,771	\$ 644,771	\$ 953,771
5309 Capital Investments	\$ -	\$ -	\$ -	\$ -	\$ -
5339 Alternative Analysis	\$ -	\$ -	\$ -	\$ -	\$ -

* Annual cumulative balance.