



NASHVILLE AREA

Metropolitan Planning Organization

December 2, 2013

Ms. Rhiannon Chambers
 Transportation Planner 3
 Program Development & Scheduling Office
 Tennessee Department of Transportation
 505 Deaderick Street, Suite 600
 Nashville, Tennessee 37243

Dear Ms. Chambers:

Enclosed please find Administrative Modification #2013-047 to the Nashville Area MPO's FY 2011-2015 Transportation Improvement Program. The following project for the City of White House is being modified:

TIP #	Project	Modification
2012-56-195	Highway 31W/ SR-41 Bike/Ped Project	Shift funds between project phases

I have included original and revised copies of the affected TIP page for your reference. The Administrative Modification has been made according to the procedures identified in the MPO's federally-approved Public Participation Plan and result in a fiscally constrained TIP.

Thank you for your assistance in processing this request. If you have any questions or comments, please contact me or Félix Castrodad at 862-7204.

Best,

Michael Skipper
 Executive Director

CC w/enclosures: Mr. Rick Pack, TDOT
 Ms. Angie Midgett, TDOT
 Ms. Kim Thompson, TDOT
 Mr. Gerald Herman, City of White House
 Mr. Jason Reynolds, City of White House
 Mr. Reed Hillen, City of White House
 Mr. Jim McAteer, MTA/RTA, MPO TCC Chair
 The Honorable Rogers Anderson, MPO Executive Board Chair

Enclosures

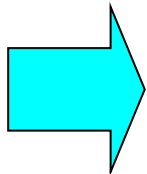
**Administrative Modification to The Fiscal Years 2011-2015
Transportation Improvement Program**

Administrative Modification #: 2013-047
TIP Number: 2012-56-195

FROM:

TIP# 2012-56-195						
Jurisdiction:		Whitie House				
Project:		Highway 31W/ SR-41 Bike/Pedestrian Project				
Termini:		From south of Cliff Garrett Dr to north of Garland Ct.				
Description:		Restriping of a 1.6 mi section of Hwy 31W to provide bike and pedestrian facilities that connect to the city's 3.5 mi greenway system. Allows users of the greenway to access one trail head and complete 5.1 mi total trail length.				
FY	Work	Funding	Total	Fed	State	Local
2013	PE-N	U-STP	64,000	51,200	0	12,800
2013	PE-D	U-STP	16,000	12,800	0	3,200
2014	CONST	U-STP	370,000	296,000	0	74,000
TOTAL			450,000	360,000	0	90,000

TO:



TIP# 2012-56-195						
Jurisdiction:		Whitie House				
Project:		Highway 31W/ SR-41 Bike/Pedestrian Project				
Termini:		From south of Cliff Garrett Dr to north of Garland Ct.				
Description:		Restriping of a 1.6 mi section of Hwy 31W to provide bike and pedestrian facilities that connect to the city's 3.5 mi greenway system. Allows users of the greenway to access one trail head and complete 5.1 mi total trail length.				
FY	Work	Funding	Total	Fed	State	Local
2013	PE-N	U-STP	25,300	20,240	0	5,060
2013	PE-D	U-STP	37,800	30,240	0	7,560
2014	CONST	U-STP	386,900	309,520	0	77,380
TOTAL			450,000	360,000	0	90,000

*This project is being modified to shift funds from PE NEPA to PE Design (\$17,440 federal) and to Construction (\$13,250 federal). The total project cost remains the same.



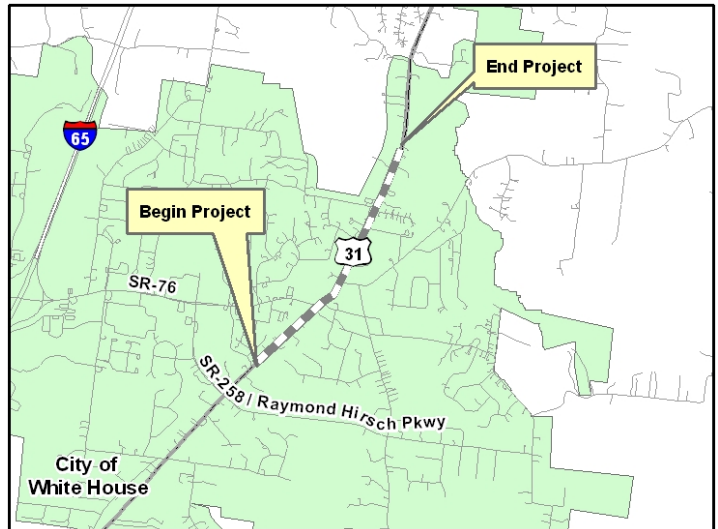
Transportation Improvement Program for FYs 2011-2015

Project Name	Highway 31W/ SR-41 Bike/Pedestrian Project		TIP #	2012-56-195
Improvement Type	Multi-Modal Upgrades		Lead Agency	White House
County	Sumner County	Length	1.60	Regional Plan ID 1086-601
Air Quality Status	Exempt	TDOT PIN	118375.00	Project Cost \$450,000.00
Route	Highway 31W/ SR-41			
Location	White House Greenway South Trail Head south of Cliff Garrett Dr to White House North Greenway trail head north of Garland Ct.			
Project Description	Restriping of a 1.6 mi section of Hwy 31W to provide bike and pedestrian facilities that connect to the city's 3.5 mi greenway system. Allows users of the greenway to access one trail head and complete 5.1 mi total trail length.			

Fiscal Year	Type of Work	Funding Type	Total Funds	Federal Funds	State Funds	Local funds
2013	PE-D	U-STP	\$16,000.00	\$12,800.00	\$0.00	\$3,200.00
2013	PE-N	U-STP	\$64,000.00	\$51,200.00	\$0.00	\$12,800.00
2014	CONSTRUCTION	U-STP	\$370,000.00	\$296,000.00	\$0.00	\$74,000.00

REVISION HISTORY

7/2/2012	Amend# 2012-056	The amendment adds the project to the TIP with \$360,000 (federal share) in Project added to the TIP with Nashville UZA Urban Surface Transportation Program (U-STP) funds for Construction awarded through the MPO's Active Transportation Program (ATP) competition. Funds for this project were shifted from TIP project # 2011-86-6666 - Regional Non-Motorized Projects with U-STP.
9/17/2012	Amend# 2012-031	The modifications adds Preliminary Engineering NEPA phase by shifting \$51,200 (federal share) from to PE-Design. The total project cost remains the same.



PROJECT NOTES

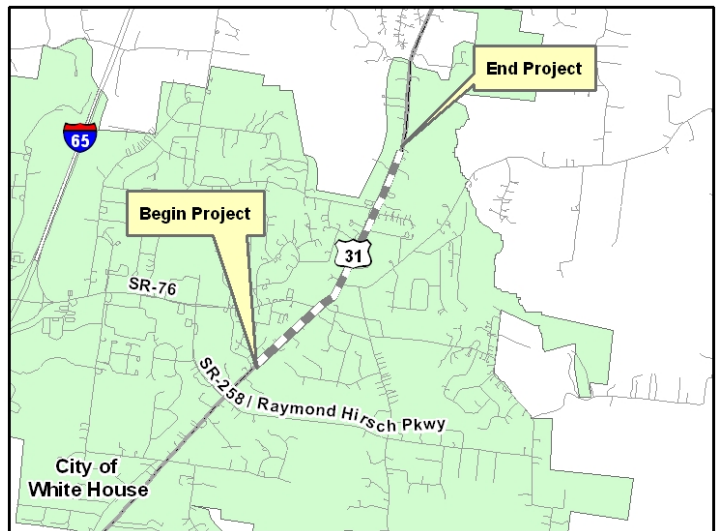
Transportation Improvement Program for FYs 2011-2015

Project Name	Highway 31W/ SR-41 Bike/Pedestrian Project		TIP #	2012-56-195
Improvement Type	Multi-Modal Upgrades		Lead Agency	White House
County	Sumner County	Length	1.60	Regional Plan ID 1086-601
Air Quality Status	Exempt	TDOT PIN	118375.00	Project Cost \$450,000.00
Route	Highway 31W/ SR-41			
Location	White House Greenway South Trail Head south of Cliff Garrett Dr to White House North Greenway trail head north of Garland Ct.			
Project Description	Restriping of a 1.6 mi section of Hwy 31W to provide bike and pedestrian facilities that connect to the city's 3.5 mi greenway system. Allows users of the greenway to access one trail head and complete 5.1 mi total trail length.			

Fiscal Year	Type of Work	Funding Type	Total Funds	Federal Funds	State Funds	Local funds
2013	PE-D	U-STP	\$37,800.00	\$30,240.00	\$0.00	\$7,560.00
2013	PE-N	U-STP	\$25,300.00	\$20,240.00	\$0.00	\$5,060.00
2014	CONSTRUCTION	U-STP	\$386,900.00	\$309,520.00	\$0.00	\$77,380.00

REVISION HISTORY

7/2/2012	Amend# 2012-056	The amendment adds the project to the TIP with \$360,000 (federal share) in Project added to the TIP with Nashville UZA Urban Surface Transportation Program (U-STP) funds for Construction awarded through the MPO's Active Transportation Program (ATP) competition. Funds for this project were shifted from TIP project # 2011-86-6666 - Regional Non-Motorized Projects with U-STP.
9/17/2012	Amend# 2012-031	The modifications adds Preliminary Engineering NEPA phase by shifting \$51,200 (federal share) from to PE-Design. The total project cost remains the same.



REVISED

12/2/2013 Amend# 2013-047 Project modified to shift funds from PE NEPA to PE Design (\$17,440 federal) and to Construction (\$13,250 federal). The total project cost remains the same.

PROJECT NOTES

This page intentionally left blank

**Nashville Area MPO
Transportation Improvement Program
FYs 2011 through 2015**

Funding Tables, Before December 2, 2013 Adjustment

Table 3. FYs 2011-2015 TDOT Program Funds

Grant Program	FY 2011	FY 2012	FY 2013	FY 2014	FY 2015	TOTAL
Total Amount Programmed*	\$ 312,298,105	\$ 234,215,948	\$ 169,789,758	\$ 34,119,844	\$ 431,250	\$ 755,878,334
BRR-L (Bridge Replacement & Rehabilitation - Local)	\$ 408,000	\$ 2,808,000	\$ -	\$ -	\$ -	\$ 3,216,000
BRR-S (Bridge Replacement & Rehabilitation - State)	\$ 23,467,099	\$ 3,240,000	\$ -	\$ -	\$ -	\$ 26,707,099
CMAQ (Congestion Mitigation Air Quality)	\$ 10,016,243	\$ 8,991,445	\$ 6,556,940	\$ 3,043,600	\$ -	\$ 28,608,228
DEMO (Section 115 Demonstration Program)	\$ 354,172	\$ -	\$ 72,689	\$ -	\$ -	\$ 426,861
ENH (Enhancement Grants)	\$ 2,994,728	\$ 5,438,353	\$ 660,490	\$ 3,023,150	\$ -	\$ 12,116,721
HPP (High Priority Projects)	\$ 9,597,038	\$ 7,575,996	\$ 6,916,350	\$ 5,868,229	\$ -	\$ 29,957,613
HSIP (Highway Safety Improvement Program)	\$ 7,740,000	\$ 4,500,000	\$ 2,250,000	\$ 1,800,000	\$ -	\$ 16,290,000
H-STP (STP Set Aside for Hazard Elimination)	\$ -	\$ 100,000	\$ -	\$ -	\$ -	\$ 100,000
IM (Interstate Maintenance)	\$ 113,665,050	\$ 53,859,161	\$ 60,000	\$ -	\$ -	\$ 167,548,211
IMD (Interstate Maintenance Discretionary)	\$ -	\$ 3,750,000	\$ -	\$ -	\$ -	\$ 3,750,000
ITS (Intelligent Transportation Systems)	\$ 1,891,073	\$ -	\$ -	\$ -	\$ -	\$ 1,891,073
NHS (National Highway System)	\$ 1,760,000	\$ 17,276,800	\$ 1,600,000	\$ 112,500	\$ -	\$ 20,749,300
NHPP (National Highway Performance Program)	\$ -	\$ -	\$ 101,419,314	\$ 12,913,480	\$ -	\$ 114,332,794
NSBP (National Scenic Byways Program)	\$ 276,644	\$ 266,698	\$ -	\$ -	\$ -	\$ 543,342
PLHD (Public Lands Highways)	\$ 4,023,107	\$ -	\$ -	\$ -	\$ -	\$ 4,023,107
SIP (Safety Improvement Program)	\$ -	\$ 134,640	\$ -	\$ -	\$ -	\$ 134,640
SRTS (Safe Routes to School)	\$ 850,000	\$ 850,000	\$ 850,000	\$ 850,000	\$ -	\$ 3,400,000
STP (State Surface Transportation Program)	\$ 55,721,742	\$ 56,709,216	\$ 18,640,000	\$ 4,520,000	\$ -	\$ 135,590,958
STP-S (STP Set Aside for Safety Improvements)	\$ -	\$ -	\$ 266,400	\$ -	\$ -	\$ 266,400
State Funds (includes matching funds)	\$ 79,533,209	\$ 68,715,639	\$ 30,497,575	\$ 7,012,314	\$ 431,250	\$ 186,189,987

*Funds are programmed only if corresponding revenue is anticipated by TDOT.

Table 4. FYs 2011-2015 MPO Funds: FHWA Grant Revenues

Grant Program	Opening Balance*	FY 2011 Allocation	FY 2012 Allocation	FY 2013 Allocation	FY 2014 Allocation	FY 2015 Allocation	Total Revenue
Total Revenue	\$ 63,059,849	\$ 14,972,607	\$ 15,421,785	\$ 15,884,439	\$ 16,360,972	\$ 16,851,801	\$ 142,551,453
STP Nash-Davidson UZA	\$ 63,059,849	\$ 14,972,607	\$ 15,421,785	\$ 15,884,439	\$ 16,360,972	\$ 16,851,801	\$ 142,551,453

**Opening balance includes unobligated funds from prior years. **Local Urban Area STP for communities 5,000 to 50,000 in population is allocated by TDOT in four-year cycles.*

Table 5. FYs 2011-2015 MPO Funds: FHWA Grant Expenditures

Grant Program	FY 2011	FY 2012	FY 2013	FY 2014	FY 2015	TOTAL
Total Amount Programmed	\$ 70,827,242	\$ 11,880,047	\$ 2,146,753	\$ 1,350,000	\$ 1,500,000	\$ 87,704,042
STP Nash-Davidson UZA	\$ 70,827,242	\$ 11,880,047	\$ 2,146,753	\$ 1,350,000	\$ 1,500,000	\$ 87,704,042

Table 6. FYs 2011-2015 MPO Funds: FHWA Unprogrammed Revenues

Grant Program	FY 2011	FY 2012	FY 2013	FY 2014	FY 2015
Remaining Balance*	\$ 7,205,214	\$ 10,746,952	\$ 24,484,638	\$ 39,495,610	\$ 54,847,411
STP Nash-Davidson UZA	\$ 7,205,214	\$ 10,746,952	\$ 24,484,638	\$ 39,495,610	\$ 54,847,411

* Annual cumulative balance.

Table 7. FYs 2011-2015 MPO Funds: FHWA Construction Reserves & Balances

Grant Program	FY 2011 to FY 2015
STP Nash-Davidson UZA Unprogrammed Funds	\$ 54,847,411
STP Nash-Davidson UZA Construction Reserve	\$ 54,345,919
STP Nash-Davidson UZA Remaining Balance	\$ 501,492

This page intentionally left blank

REVISED

**Nashville Area MPO
Transportation Improvement Program
FYs 2011 through 2015**

Funding Tables, After December 2, 2013 Adjustment

Table 3. FYs 2011-2015 TDOT Program Funds

Grant Program	FY 2011	FY 2012	FY 2013	FY 2014	FY 2015	TOTAL
Total Amount Programmed*	\$ 312,298,105	\$ 234,215,948	\$ 169,789,758	\$ 34,119,844	\$ 431,250	\$ 755,878,334
BRR-L (Bridge Replacement & Rehabilitation - Local)	\$ 408,000	\$ 2,808,000	\$ -	\$ -	\$ -	\$ 3,216,000
BRR-S (Bridge Replacement & Rehabilitation - State)	\$ 23,467,099	\$ 3,240,000	\$ -	\$ -	\$ -	\$ 26,707,099
CMAQ (Congestion Mitigation Air Quality)	\$ 10,016,243	\$ 8,991,445	\$ 6,556,940	\$ 3,043,600	\$ -	\$ 28,608,228
DEMO (Section 115 Demonstration Program)	\$ 354,172	\$ -	\$ 72,689	\$ -	\$ -	\$ 426,861
ENH (Enhancement Grants)	\$ 2,994,728	\$ 5,438,353	\$ 660,490	\$ 3,023,150	\$ -	\$ 12,116,721
HPP (High Priority Projects)	\$ 9,597,038	\$ 7,575,996	\$ 6,916,350	\$ 5,868,229	\$ -	\$ 29,957,613
HSIP (Highway Safety Improvement Program)	\$ 7,740,000	\$ 4,500,000	\$ 2,250,000	\$ 1,800,000	\$ -	\$ 16,290,000
H-STP (STP Set Aside for Hazard Elimination)	\$ -	\$ 100,000	\$ -	\$ -	\$ -	\$ 100,000
IM (Interstate Maintenance)	\$ 113,665,050	\$ 53,859,161	\$ 60,000	\$ -	\$ -	\$ 167,548,211
IMD (Interstate Maintenance Discretionary)	\$ -	\$ 3,750,000	\$ -	\$ -	\$ -	\$ 3,750,000
ITS (Intelligent Transportation Systems)	\$ 1,891,073	\$ -	\$ -	\$ -	\$ -	\$ 1,891,073
NHS (National Highway System)	\$ 1,760,000	\$ 17,276,800	\$ 1,600,000	\$ 112,500	\$ -	\$ 20,749,300
NHPP (National Highway Performance Program)	\$ -	\$ -	\$ 101,419,314	\$ 12,913,480	\$ -	\$ 114,332,794
NSBP (National Scenic Byways Program)	\$ 276,644	\$ 266,698	\$ -	\$ -	\$ -	\$ 543,342
PLHD (Public Lands Highways)	\$ 4,023,107	\$ -	\$ -	\$ -	\$ -	\$ 4,023,107
SIP (Safety Improvement Program)	\$ -	\$ 134,640	\$ -	\$ -	\$ -	\$ 134,640
SRTS (Safe Routes to School)	\$ 850,000	\$ 850,000	\$ 850,000	\$ 850,000	\$ -	\$ 3,400,000
STP (State Surface Transportation Program)	\$ 55,721,742	\$ 56,709,216	\$ 18,640,000	\$ 4,520,000	\$ -	\$ 135,590,958
STP-S (STP Set Aside for Safety Improvements)	\$ -	\$ -	\$ 266,400	\$ -	\$ -	\$ 266,400
State Funds (includes matching funds)	\$ 79,533,209	\$ 68,715,639	\$ 30,497,575	\$ 7,012,314	\$ 431,250	\$ 186,189,987

*Funds are programmed only if corresponding revenue is anticipated by TDOT.

REVISED

Table 4. FYs 2011-2015 MPO Funds: FHWA Grant Revenues

Grant Program	Opening Balance*	FY 2011 Allocation	FY 2012 Allocation	FY 2013 Allocation	FY 2014 Allocation	FY 2015 Allocation	Total Revenue
Total Revenue	\$ 63,059,849	\$ 14,972,607	\$ 15,421,785	\$ 15,884,439	\$ 16,360,972	\$ 16,851,801	\$ 142,551,453
STP Nash-Davidson UZA	\$ 63,059,849	\$ 14,972,607	\$ 15,421,785	\$ 15,884,439	\$ 16,360,972	\$ 16,851,801	\$ 142,551,453

**Opening balance includes unobligated funds from prior years. **Local Urban Area STP for communities 5,000 to 50,000 in population is allocated by TDOT in four-year cycles.*

Table 5. FYs 2011-2015 MPO Funds: FHWA Grant Expenditures

Grant Program	FY 2011	FY 2012	FY 2013	FY 2014	FY 2015	TOTAL
Total Amount Programmed	\$ 70,827,242	\$ 11,880,047	\$ 2,133,233	\$ 1,363,520	\$ 1,500,000	\$ 87,704,042
STP Nash-Davidson UZA	\$ 70,827,242	\$ 11,880,047	\$ 2,133,233	\$ 1,363,520	\$ 1,500,000	\$ 87,704,042

Table 6. FYs 2011-2015 MPO Funds: FHWA Unprogrammed Revenues

Grant Program	FY 2011	FY 2012	FY 2013	FY 2014	FY 2015
Remaining Balance*	\$ 7,205,214	\$ 10,746,952	\$ 24,498,158	\$ 39,495,610	\$ 54,847,411
STP Nash-Davidson UZA	\$ 7,205,214	\$ 10,746,952	\$ 24,498,158	\$ 39,495,610	\$ 54,847,411

* Annual cumulative balance.

Table 7. FYs 2011-2015 MPO Funds: FHWA Construction Reserves & Balances

Grant Program	FY 2011 to FY 2015
STP Nash-Davidson UZA Unprogrammed Funds	\$ 54,847,411
STP Nash-Davidson UZA Construction Reserve	\$ 54,345,919
STP Nash-Davidson UZA Remaining Balance	\$ 501,492