



December 20, 2013

Ms. Rhiannon Chambers  
 Transportation Planner 3  
 Program Development & Scheduling Office  
 Tennessee Department of Transportation  
 505 Deaderick Street, Suite 600  
 Nashville, Tennessee 37243

Dear Ms. Chambers:

Enclosed please find Administrative Adjustment #2013-048 to the Nashville Area MPO's FY 2014-2017 Transportation Improvement Program. The following project for the Nashville Metro Parks and Recreation is being adjusted:

TIP #	Project	Modification
2011-16-166	Warner Parks Trail Linkage Improvements	Revise project description

I have included original and revised copies of the affected TIP page for your reference. The Administrative Adjustment has been made according to the procedures identified in the MPO's federally-approved Public Participation Plan and result in a fiscally constrained TIP.

Thank you for your assistance in processing this request. If you have any questions or comments, please contact me or Félix Castrodad at 862-7204.

Best,

A handwritten signature in black ink, appearing to read "Michael Skipper".

Michael Skipper  
 Executive Director

CC w/enclosures: Mr. Rick Pack, TDOT  
 Ms. Angie Midgett, TDOT  
 Mr. Neil Hansen, TDOT  
 Mr. Jeff Heinze, LittleJohn Engineering  
 Mr. Tim Netsch, Metro Parks and Recreation  
 Mr. Chad Collier, Collier Engineering  
 Mr. Dave Cour, BDY Environmental  
 Mr. Jim McAteer, MTA/RTA, MPO TCC Chair  
 The Honorable Ken Wilber, MPO Executive Board Chair

Enclosures

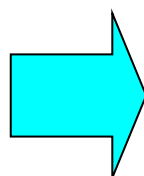
Administrative Adjustment to The Fiscal Years 2014-2017  
Transportation Improvement Program

Administrative Modification #: 2013-048  
TIP Number: 2011-16-166

FROM:

TIP# 2011-16-166						
Jurisdiction: Metro Nashville (Metro Parks and Recreation)						
Project: Warner Parks Trail Linkage Improvements						
Termini: Warner Parks in Davidson County						
Description: Construction of a 10' wide asphalt trail from Edwin Warner Park Nature Center (southern side of Highway 100) and proceeding in a northerly direction via two new pedestrian underpasses to cross beneath Highway 100 and the CSX Railway to access the Hill Property parkland. Project also includes a pedestrian tunnel, retaining wall, ADA accessibility, landscaping and pedestrian amenities.						
FY	Work	Funding	Total	Fed	State	Local
2014	CONST	ENH	1,591,439	1,273,151	0	318,288
<b>TOTAL</b>			<b>1,591,439</b>	<b>1,273,151</b>	<b>0</b>	<b>318,288</b>

TO:



TIP# 2011-16-166						
Jurisdiction: Metro Nashville (Metro Parks and Recreation)						
Project: Warner Parks Trail Linkage Improvements						
Termini: Warner Parks in Davidson County						
Description: Construction of a 10' wide asphalt trail from Edwin Warner Park Nature Center (southern side of Highway 100) and proceeding in a northerly direction <b>via an at grade pedestrian crossing at the Highway 100 and Old Hickory Blvd intersection and then beneath</b> the CSX Railway to access the Hill Property parkland. Project includes a pedestrian tunnel, retaining wall, ADA accessibility, landscaping and pedestrian amenities.						
FY	Work	Funding	Total	Fed	State	Local
2014	CONST	ENH	1,591,439	1,273,151	0	318,288
<b>TOTAL</b>			<b>1,591,439</b>	<b>1,273,151</b>	<b>0</b>	<b>318,288</b>

\*This project is being adjusted to modify the description. The pedestrian tunnel under Hwy 100 will now be an at grade crossing at the intersection with Old Hickory Boulevard. The amounts programmed remain unchanged.



# Transportation Improvement Program for FYs 2014-2017

<b>Project Name</b>	<b>Warner Parks Trail Linkage Improvements</b>		<b>TIP #</b>	2011-16-166
<b>Improvement Type</b>	Greenway		<b>Lead Agency</b>	Metro Nashville
<b>County</b>	Davidson County	<b>Length</b>	2.20	<b>Regional Plan ID</b> 1086-602
<b>Air Quality Status</b>	Exempt	<b>TDOT PIN</b>	113924.00	<b>Project Cost</b> \$1,686,429.00
<b>Route</b>				
<b>Location</b>	Warner Parks			
<b>Project Description</b>	Construction of a 10' wide asphalt trail from Edwin Warner Park Nature Center (southern side of Highway 100) and proceeding in a northerly direction via two new pedestrian underpasses to cross beneath Highway 100 and the CSX Railway to access the Hill Property parkland. Project also includes a pedestrian tunnel, retaining wall, ADA accessibility, landscaping and pedestrian amenities.			

Fiscal Year	Type of Work	Funding Type	Total Funds	Federal Funds	State Funds	Local funds
2014	CONSTRUCTION	ENH	\$1,591,429.00	\$1,273,143.00	\$0.00	\$318,286.00

**REVISION HISTORY**

---



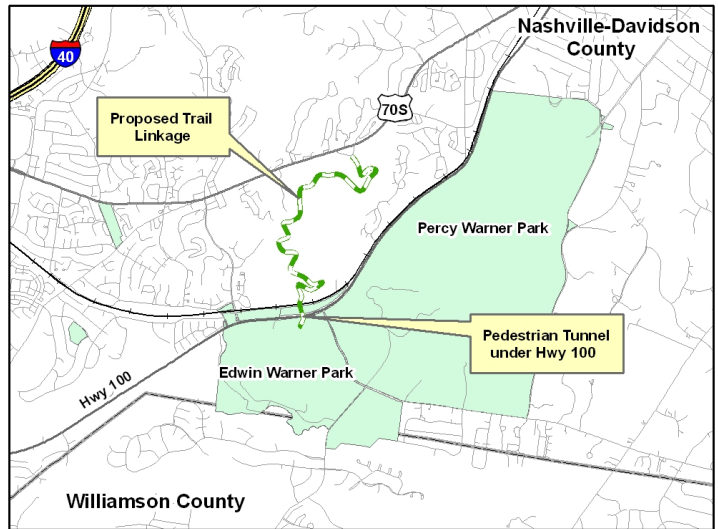
---

**PROJECT NOTES**

---



---



# Transportation Improvement Program for FYs 2014-2017

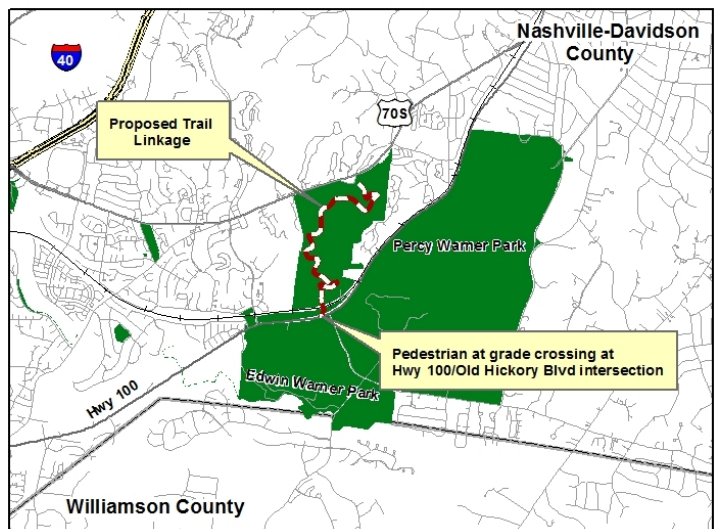
<b>Project Name</b>	<b>Warner Parks Trail Linkage Improvements</b>		<b>TIP #</b>	2011-16-166
<b>Improvement Type</b>	Greenway		<b>Lead Agency</b>	Metro Nashville
<b>County</b>	Davidson County	<b>Length</b>	2.20	<b>Regional Plan ID</b> 1086-602
<b>Air Quality Status</b>	Exempt	<b>TDOT PIN</b>	113924.00	<b>Project Cost</b> \$1,686,429.00
<b>Route</b>				
<b>Location</b>	Warner Parks			
<b>Project Description</b>	Construction of a 10' wide asphalt trail from Edwin Warner Park Nature Center (southern side of Highway 100) and proceeding in a northerly direction via an at grade pedestrian crossing at the Highway 100 and Old Hickory Blvd intersection and then beneath the CSX Railway to access the Hill Property parkland. Project includes a pedestrian tunnel, retaining wall, ADA accessibility, landscaping and pedestrian amenities.			

Fiscal Year	Type of Work	Funding Type	Total Funds	Federal Funds	State Funds	Local funds
2014	CONSTRUCTION	ENH	\$1,591,429.00	\$1,273,143.00	\$0.00	\$318,286.00

**REVISION HISTORY**

12/20/2013 Amend# 2013-048 Project adjusted to modify the description. The pedestrian tunnel under Hwy 100 will now be an at grade crossing at the intersection with Old Hickory Boulevard. The amounts programmed remain unchanged.

**PROJECT NOTES**



This page intentionally left blank

### 3.5 Funding Tables

**ORIGINAL**

**Table 3. FY 2014-2017 TDOT Program Revenues**

<b>Funding Program</b>	<b>FY 2014</b>	<b>FY 2015</b>	<b>FY 2016</b>	<b>FY 2017</b>	<b>TOTAL</b>
<b>Total Amount Programmed</b>	\$209,034,758.00	\$27,313,090.00	\$20,573,669.00	\$15,572,729.00	\$272,494,246.00
Congestion Mitigation Air Quality Program (CMAQ)	\$11,661,861.00	\$0.00	\$0.00	\$0.00	\$11,661,861.00
Federal Earmark - High Priority (HPP)	\$12,980,110.00	\$1,026,646.00	\$5,677,613.00	\$0.00	\$19,684,369.00
Highway Safety Improvement Program (HSIP)	\$1,934,640.00	\$1,800,000.00	\$1,800,000.00	\$1,800,000.00	\$7,334,640.00
Intelligent Transportation Systems (ITS)	\$1,891,073.00	\$0.00	\$0.00	\$0.00	\$1,891,073.00
National Highway Performance Program (NHPP)	\$114,932,500.00	\$16,640,000.00	\$5,600,000.00	\$5,600,000.00	\$142,772,500.00
Safe Routes to School (SRTS)	\$963,703.00	\$0.00	\$0.00	\$0.00	\$963,703.00
Surface Transportation Program - State Program (STP)	\$19,651,480.00	\$2,400,000.00	\$2,400,000.00	\$2,400,000.00	\$26,851,480.00
Transportation Enhancement Program (ENH)	\$8,022,389.00	\$0.00	\$0.00	\$0.00	\$8,022,389.00
State Funds (including state matching funds)	\$36,997,002.00	\$5,446,444.00	\$5,096,056.00	\$5,772,729.00	\$53,312,231.00

**Table 4. FY 2014-2017 TDOT Program Expenditures**

<b>Funding Program</b>	<b>FY 2014</b>	<b>FY 2015</b>	<b>FY 2016</b>	<b>FY 2017</b>	<b>TOTAL</b>
<b>Total Amount Programmed</b>	\$209,034,758.00	\$27,313,090.00	\$20,573,669.00	\$15,572,729.00	\$272,494,246.00
Congestion Mitigation Air Quality Program (CMAQ)	\$11,661,861.00	\$0.00	\$0.00	\$0.00	\$11,661,861.00
Federal Earmark - High Priority (HPP)	\$12,980,110.00	\$1,026,646.00	\$5,677,613.00	\$0.00	\$19,684,369.00
Highway Safety Improvement Program (HSIP)	\$1,934,640.00	\$1,800,000.00	\$1,800,000.00	\$1,800,000.00	\$7,334,640.00
Intelligent Transportation Systems (ITS)	\$1,891,073.00	\$0.00	\$0.00	\$0.00	\$1,891,073.00
National Highway Performance Program (NHPP)	\$114,932,500.00	\$16,640,000.00	\$5,600,000.00	\$5,600,000.00	\$142,772,500.00
Safe Routes to School (SRTS)	\$963,703.00	\$0.00	\$0.00	\$0.00	\$963,703.00
Surface Transportation Program - State Program (STP)	\$19,651,480.00	\$2,400,000.00	\$2,400,000.00	\$2,400,000.00	\$26,851,480.00
Transportation Enhancement Program (ENH)	\$8,022,389.00	\$0.00	\$0.00	\$0.00	\$8,022,389.00
State Funds (including state matching funds)	\$36,997,002.00	\$5,446,444.00	\$5,096,056.00	\$5,772,729.00	\$53,312,231.00

**Table 5. FY 2014-2017 MPO Funds: FHWA STP Grant Revenues**

**ORIGINAL**

Grant Program	Opening Balance*	FY 2014 Allocation	FY 2015 Allocation	FY 2016 Allocation	FY 2017 Allocation	Total Revenue
<b>Total Revenue</b>	\$90,340,437	\$19,480,661	\$18,585,378	\$18,771,231	\$18,958,943	\$166,136,650
STP Nash-Davidson UZA	\$77,455,561	\$16,774,871	\$16,942,620	\$17,112,046	\$17,283,166	\$145,568,264
STP Murfreesboro UZA	\$12,884,876	\$1,626,493	\$1,642,758	\$1,659,185	\$1,675,777	\$19,489,089
STP Fairview**	\$0.00	\$91,697	\$0.00	\$0.00	\$0.00	\$91,697
STP Lebanon**	\$0.00	\$311,082	\$0.00	\$0.00	\$0.00	\$311,082
STP Portland**	\$0.00	\$136,358	\$0.00	\$0.00	\$0.00	\$136,358
STP Spring Hill**	\$0.00	\$344,887	\$0.00	\$0.00	\$0.00	\$344,887
STP Springfield**	\$0.00	\$195,273	\$0.00	\$0.00	\$0.00	\$195,273

\*Opening balance includes unobligated funds from prior years. \*\*STP allocated by TDOT in four-year cycles. Amounts not yet determined by TDOT for FYs 2015-2017.

**Table 6. FY 2014-2017 MPO Funds: FHWA STP Grant Program Expenditures**

Grant Program	FY 2014 Programmed	FY 2015 Programmed	FY 2016 Programmed	FY 2017 Programmed	Total Programmed
<b>Total Revenue</b>	\$54,946,288	\$33,570,240	\$2,640,000	\$1,200,000	\$92,356,528
STP Nash-Davidson UZA	\$47,846,765	\$25,850,240	\$2,640,000	\$1,200,000	\$77,537,005
STP Murfreesboro UZA	\$6,020,226	\$7,720,000	\$0.00	\$0.00	\$13,740,226
STP Lebanon**	\$91,697	\$0.00	\$0.00	\$0.00	\$91,697
STP Spring Hill**	\$311,082	\$0.00	\$0.00	\$0.00	\$311,082
STP Fairview**	\$136,358	\$0.00	\$0.00	\$0.00	\$136,358
STP Portland**	\$344,887	\$0.00	\$0.00	\$0.00	\$344,887
STP Springfield**	\$195,273	\$0.00	\$0.00	\$0.00	\$195,273

**Table 7. FY 2014-2017 MPO Funds: FHWA STP Cumulative Balance of Unprogrammed Revenues**

<b>Grant Program</b>	<b>FY 2014</b>	<b>FY 2015</b>	<b>FY 2016</b>	<b>FY 2017</b>
Remaining Balance*	\$54,874,810	\$39,889,948	\$56,021,179	\$73,780,122
STP Nash-Davidson UZA	\$46,383,667	\$37,476,047	\$51,948,093	\$68,031,259
STP Murfreesboro UZA	\$8,491,143	\$2,413,901	\$4,073,086	\$5,748,863
STP Lebanon	\$0.00	\$0.00	\$0.00	\$0.00
STP Spring Hill	\$0.00	\$0.00	\$0.00	\$0.00
STP Fairview	\$0.00	\$0.00	\$0.00	\$0.00
STP Portland	\$0.00	\$0.00	\$0.00	\$0.00
STP White House	\$0.00	\$0.00	\$0.00	\$0.00

**Table 8. FY 2014-2017 MPO Funds: FHWA Construction Reserves & Final Balances**

<b>Grant Program</b>	<b>FY 2014 to FY 2017</b>
STP Nashville-Davidson UZA Unprogrammed Funds	\$68,031,259
STP Nash-Davidson UZA Construction Reserve*	\$67,745,624
<b>STP Nash-Davidson UZA Remaining Balance</b>	<b>\$285,635</b>
STP Murfreesboro UZA Unprogrammed Funds	\$5,748,863
STP Murfreesboro UZA Construction Reserve*	\$5,640,000
<b>STP Murfreesboro UZA Remaining Balance</b>	<b>\$108,863</b>

\* Construction reserves are programmed following completion of PE and are available immediately to projects based on funding availability.

**Table 9. FY 2014-2017 MPO Funds: FHWA Transportation Alternatives**

<b>Grant Program</b>	<b>FY 2014 to FY 2017</b>
Transportation Alternatives (ALT) Nashville-Davidson UZA Revenues*	\$6,500,000
Transportation Alternatives (ALT) Nashville-Davidson UZA Programmed**	\$6,500,000
<b>Transportation Alternatives (ALT) Nashville-Davidson UZA Remaining Balance</b>	<b>\$0</b>

\* Includes unobligated balance from FY 2013. \*\*Projects will be selected via competition following the adoption of the TIP.



**Table 10. FY 2014-2017 MPO Funds: FTA Grant Revenue**

**ORIGINAL**

Grant Program	Opening Balance*	FY 2014 Allocation	FY 2015 Allocation	FY 2016 Allocation	FY 2017 Allocation	Total Revenue
<b>Total Revenue</b>	\$4,603,160	\$32,348,316	\$22,616,495	\$22,887,893	\$23,162,548	\$105,618,413
5307 Nash-Davidson UZA	\$1,500,000	\$20,037,600	\$20,278,051	\$20,521,388	\$20,767,644	\$83,104,683
5307 Murfreesboro UZA	\$3,046,746	\$1,139,598	\$1,153,273	\$1,167,112	\$1,181,118	\$7,687,847
5310 Nash-Davidson UZA	\$23,320	\$647,353	\$655,121	\$662,983	\$670,938	\$2,659,715
5316 Nash-Davidson UZA	\$33,094	\$0	\$0	\$0	\$0	\$33,094
5339 Nash-Davidson UZA	\$0	\$495,040	\$500,980	\$506,992	\$513,076	\$2,016,089
5339 Murfreesboro UZA	\$0	\$28,725	\$29,070	\$29,419	\$29,772	\$116,985
TIGER Discretionary Grant	\$0	\$10,000,000	\$0	\$0	\$0	\$10,000,000

\*Opening balance includes unobligated funds from prior years.

**Table 11. FY 2014-2017 MPO Funds: FTA Grant Programmed Expenditures**

Grant Program	FY 2014 Programmed	FY 2015 Programmed	FY 2016 Programmed	FY 2017 Programmed	Total Programmed
<b>Total Amount Programmed</b>	\$30,750,077	\$24,567,248	\$22,918,062	\$26,537,422	\$104,772,810
5307 Nash-Davidson UZA	\$18,842,545	\$22,532,077	\$20,868,669	\$20,453,636	\$82,696,927
5307 Murfreesboro UZA	\$680,000	\$850,000	\$850,000	\$4,870,000	\$7,250,000
5310 Nash-Davidson UZA	\$670,673	\$655,121	\$662,983	\$670,938	\$2,659,715
5316 Nash-Davidson UZA	\$33,094	\$0	\$0	\$0	\$33,094
5339 Nash-Davidson UZA	\$495,040	\$500,980	\$506,992	\$513,076	\$2,016,089
5339 Murfreesboro UZA	\$28,725	\$29,070	\$29,419	\$29,772	\$116,985
TIGER Discretionary Grant	\$10,000,000	\$0	\$0	\$0	\$10,000,000

**Table 12. FY 2014-2017 MPO Funds: FTA Cumulative Balance of Unprogrammed Revenues**

Grant Program	FY 2014	FY 2015	FY 2016	FY 2017
<b>Remaining Balance*</b>	\$6,201,399	\$4,250,646	\$4,220,477	\$845,603
5307 Nash-Davidson UZA	\$2,695,055	\$441,029	\$93,748	\$407,756
5307 Murfreesboro UZA	\$3,506,344	\$3,809,617	\$4,126,729	\$437,847
5310 Nash-Davidson UZA	\$0	\$0	\$0	\$0
5316 Nash-Davidson UZA	\$0	\$0	\$0	\$0
5339 Nash-Davidson UZA	\$0	\$0	\$0	\$0
5339 Murfreesboro UZA	\$0	\$0	\$0	\$0
TIGER Discretionary Grant	\$0	\$0	\$0	\$0

\* Annual cumulative balance.

This page intentionally left blank

### 3.5 Funding Tables

**REVISED**

**Table 3. FY 2014-2017 TDOT Program Revenues**

<b>Funding Program</b>	<b>FY 2014</b>	<b>FY 2015</b>	<b>FY 2016</b>	<b>FY 2017</b>	<b>TOTAL</b>
<b>Total Amount Programmed</b>	\$209,034,758.00	\$27,313,090.00	\$20,573,669.00	\$15,572,729.00	\$272,494,246.00
Congestion Mitigation Air Quality Program (CMAQ)	\$11,661,861.00	\$0.00	\$0.00	\$0.00	\$11,661,861.00
Federal Earmark - High Priority (HPP)	\$12,980,110.00	\$1,026,646.00	\$5,677,613.00	\$0.00	\$19,684,369.00
Highway Safety Improvement Program (HSIP)	\$1,934,640.00	\$1,800,000.00	\$1,800,000.00	\$1,800,000.00	\$7,334,640.00
Intelligent Transportation Systems (ITS)	\$1,891,073.00	\$0.00	\$0.00	\$0.00	\$1,891,073.00
National Highway Performance Program (NHPP)	\$114,932,500.00	\$16,640,000.00	\$5,600,000.00	\$5,600,000.00	\$142,772,500.00
Safe Routes to School (SRTS)	\$963,703.00	\$0.00	\$0.00	\$0.00	\$963,703.00
Surface Transportation Program - State Program (STP)	\$19,651,480.00	\$2,400,000.00	\$2,400,000.00	\$2,400,000.00	\$26,851,480.00
Transportation Enhancement Program (ENH)	\$8,022,389.00	\$0.00	\$0.00	\$0.00	\$8,022,389.00
State Funds (including state matching funds)	\$36,997,002.00	\$5,446,444.00	\$5,096,056.00	\$5,772,729.00	\$53,312,231.00

**Table 4. FY 2014-2017 TDOT Program Expenditures**

<b>Funding Program</b>	<b>FY 2014</b>	<b>FY 2015</b>	<b>FY 2016</b>	<b>FY 2017</b>	<b>TOTAL</b>
<b>Total Amount Programmed</b>	\$209,034,758.00	\$27,313,090.00	\$20,573,669.00	\$15,572,729.00	\$272,494,246.00
Congestion Mitigation Air Quality Program (CMAQ)	\$11,661,861.00	\$0.00	\$0.00	\$0.00	\$11,661,861.00
Federal Earmark - High Priority (HPP)	\$12,980,110.00	\$1,026,646.00	\$5,677,613.00	\$0.00	\$19,684,369.00
Highway Safety Improvement Program (HSIP)	\$1,934,640.00	\$1,800,000.00	\$1,800,000.00	\$1,800,000.00	\$7,334,640.00
Intelligent Transportation Systems (ITS)	\$1,891,073.00	\$0.00	\$0.00	\$0.00	\$1,891,073.00
National Highway Performance Program (NHPP)	\$114,932,500.00	\$16,640,000.00	\$5,600,000.00	\$5,600,000.00	\$142,772,500.00
Safe Routes to School (SRTS)	\$963,703.00	\$0.00	\$0.00	\$0.00	\$963,703.00
Surface Transportation Program - State Program (STP)	\$19,651,480.00	\$2,400,000.00	\$2,400,000.00	\$2,400,000.00	\$26,851,480.00
Transportation Enhancement Program (ENH)	\$8,022,389.00	\$0.00	\$0.00	\$0.00	\$8,022,389.00
State Funds (including state matching funds)	\$36,997,002.00	\$5,446,444.00	\$5,096,056.00	\$5,772,729.00	\$53,312,231.00

**Table 5. FY 2014-2017 MPO Funds: FHWA STP Grant Revenues**

**REVISED**

Grant Program	Opening Balance*	FY 2014 Allocation	FY 2015 Allocation	FY 2016 Allocation	FY 2017 Allocation	Total Revenue
<b>Total Revenue</b>	\$90,340,437	\$19,480,661	\$18,585,378	\$18,771,231	\$18,958,943	\$166,136,650
STP Nash-Davidson UZA	\$77,455,561	\$16,774,871	\$16,942,620	\$17,112,046	\$17,283,166	\$145,568,264
STP Murfreesboro UZA	\$12,884,876	\$1,626,493	\$1,642,758	\$1,659,185	\$1,675,777	\$19,489,089
STP Fairview**	\$0.00	\$91,697	\$0.00	\$0.00	\$0.00	\$91,697
STP Lebanon**	\$0.00	\$311,082	\$0.00	\$0.00	\$0.00	\$311,082
STP Portland**	\$0.00	\$136,358	\$0.00	\$0.00	\$0.00	\$136,358
STP Spring Hill**	\$0.00	\$344,887	\$0.00	\$0.00	\$0.00	\$344,887
STP Springfield**	\$0.00	\$195,273	\$0.00	\$0.00	\$0.00	\$195,273

\*Opening balance includes unobligated funds from prior years. \*\*STP allocated by TDOT in four-year cycles. Amounts not yet determined by TDOT for FYs 2015-2017.

**Table 6. FY 2014-2017 MPO Funds: FHWA STP Grant Program Expenditures**

Grant Program	FY 2014 Programmed	FY 2015 Programmed	FY 2016 Programmed	FY 2017 Programmed	Total Programmed
<b>Total Revenue</b>	\$54,946,288	\$33,570,240	\$2,640,000	\$1,200,000	\$92,356,528
STP Nash-Davidson UZA	\$47,846,765	\$25,850,240	\$2,640,000	\$1,200,000	\$77,537,005
STP Murfreesboro UZA	\$6,020,226	\$7,720,000	\$0.00	\$0.00	\$13,740,226
STP Lebanon**	\$91,697	\$0.00	\$0.00	\$0.00	\$91,697
STP Spring Hill**	\$311,082	\$0.00	\$0.00	\$0.00	\$311,082
STP Fairview**	\$136,358	\$0.00	\$0.00	\$0.00	\$136,358
STP Portland**	\$344,887	\$0.00	\$0.00	\$0.00	\$344,887
STP Springfield**	\$195,273	\$0.00	\$0.00	\$0.00	\$195,273

**REVISED****Table 7. FY 2014-2017 MPO Funds: FHWA STP Cumulative Balance of Unprogrammed Revenues**

<b>Grant Program</b>	<b>FY 2014</b>	<b>FY 2015</b>	<b>FY 2016</b>	<b>FY 2017</b>
Remaining Balance*	\$54,874,810	\$39,889,948	\$56,021,179	\$73,780,122
STP Nash-Davidson UZA	\$46,383,667	\$37,476,047	\$51,948,093	\$68,031,259
STP Murfreesboro UZA	\$8,491,143	\$2,413,901	\$4,073,086	\$5,748,863
STP Lebanon	\$0.00	\$0.00	\$0.00	\$0.00
STP Spring Hill	\$0.00	\$0.00	\$0.00	\$0.00
STP Fairview	\$0.00	\$0.00	\$0.00	\$0.00
STP Portland	\$0.00	\$0.00	\$0.00	\$0.00
STP White House	\$0.00	\$0.00	\$0.00	\$0.00

**Table 8. FY 2014-2017 MPO Funds: FHWA Construction Reserves & Final Balances**

<b>Grant Program</b>	<b>FY 2014 to FY 2017</b>
STP Nashville-Davidson UZA Unprogrammed Funds	\$68,031,259
STP Nash-Davidson UZA Construction Reserve*	\$67,745,624
STP Nash-Davidson UZA Remaining Balance	\$285,635
STP Murfreesboro UZA Unprogrammed Funds	\$5,748,863
STP Murfreesboro UZA Construction Reserve*	\$5,640,000
STP Murfreesboro UZA Remaining Balance	\$108,863

\* Construction reserves are programmed following completion of PE and are available immediately to projects based on funding availability.

**Table 9. FY 2014-2017 MPO Funds: FHWA Transportation Alternatives**

<b>Grant Program</b>	<b>FY 2014 to FY 2017</b>
Transportation Alternatives (ALT) Nashville-Davidson UZA Revenues*	\$6,500,000
Transportation Alternatives (ALT) Nashville-Davidson UZA Programmed**	\$6,500,000
Transportation Alternatives (ALT) Nashville-Davidson UZA Remaining Balance	\$0

\* Includes unobligated balance from FY 2013. \*\*Projects will be selected via competition following the adoption of the TIP.

**Table 10. FY 2014-2017 MPO Funds: FTA Grant Revenue**

**REVISED**

Grant Program	Opening Balance*	FY 2014 Allocation	FY 2015 Allocation	FY 2016 Allocation	FY 2017 Allocation	Total Revenue
<b>Total Revenue</b>	\$4,603,160	\$32,348,316	\$22,616,495	\$22,887,893	\$23,162,548	\$105,618,413
5307 Nash-Davidson UZA	\$1,500,000	\$20,037,600	\$20,278,051	\$20,521,388	\$20,767,644	\$83,104,683
5307 Murfreesboro UZA	\$3,046,746	\$1,139,598	\$1,153,273	\$1,167,112	\$1,181,118	\$7,687,847
5310 Nash-Davidson UZA	\$23,320	\$647,353	\$655,121	\$662,983	\$670,938	\$2,659,715
5316 Nash-Davidson UZA	\$33,094	\$0	\$0	\$0	\$0	\$33,094
5339 Nash-Davidson UZA	\$0	\$495,040	\$500,980	\$506,992	\$513,076	\$2,016,089
5339 Murfreesboro UZA	\$0	\$28,725	\$29,070	\$29,419	\$29,772	\$116,985
TIGER Discretionary Grant	\$0	\$10,000,000	\$0	\$0	\$0	\$10,000,000

\*Opening balance includes unobligated funds from prior years.

**Table 11. FY 2014-2017 MPO Funds: FTA Grant Programmed Expenditures**

Grant Program	FY 2014 Programmed	FY 2015 Programmed	FY 2016 Programmed	FY 2017 Programmed	Total Programmed
<b>Total Amount Programmed</b>	\$30,750,077	\$24,567,248	\$22,918,062	\$26,537,422	\$104,772,810
5307 Nash-Davidson UZA	\$18,842,545	\$22,532,077	\$20,868,669	\$20,453,636	\$82,696,927
5307 Murfreesboro UZA	\$680,000	\$850,000	\$850,000	\$4,870,000	\$7,250,000
5310 Nash-Davidson UZA	\$670,673	\$655,121	\$662,983	\$670,938	\$2,659,715
5316 Nash-Davidson UZA	\$33,094	\$0	\$0	\$0	\$33,094
5339 Nash-Davidson UZA	\$495,040	\$500,980	\$506,992	\$513,076	\$2,016,089
5339 Murfreesboro UZA	\$28,725	\$29,070	\$29,419	\$29,772	\$116,985
TIGER Discretionary Grant	\$10,000,000	\$0	\$0	\$0	\$10,000,000

**Table 12. FY 2014-2017 MPO Funds: FTA Cumulative Balance of Unprogrammed Revenues**

Grant Program	FY 2014	FY 2015	FY 2016	FY 2017
<b>Remaining Balance*</b>	\$6,201,399	\$4,250,646	\$4,220,477	\$845,603
5307 Nash-Davidson UZA	\$2,695,055	\$441,029	\$93,748	\$407,756
5307 Murfreesboro UZA	\$3,506,344	\$3,809,617	\$4,126,729	\$437,847
5310 Nash-Davidson UZA	\$0	\$0	\$0	\$0
5316 Nash-Davidson UZA	\$0	\$0	\$0	\$0
5339 Nash-Davidson UZA	\$0	\$0	\$0	\$0
5339 Murfreesboro UZA	\$0	\$0	\$0	\$0
TIGER Discretionary Grant	\$0	\$0	\$0	\$0

\* Annual cumulative balance.