

**TENNESSEE DEPARTMENT OF TRANSPORTATION
 FY 2014 THRU FY 2017
 TRANSPORTATION IMPROVEMENT PROGRAM
 TITLE 23 U.S.C., SECTIONS 105 & 135**

OLD PAGE

STIP #	1419038	TDOT PIN	112521.00	LENGTH IN MILES	0.1	LEAD AGENCY	TDOT
COUNTY:	DAVIDSON	TOTAL PROJECT COST	\$4,525,000	TIP NO:	S2009-84-033		
ROUTE:	I-40						
TERMINI :	I-40 EAST TO I-440 SOUTH						
PROJECT DESCRIPTION:	LENGTHEN RAMP FOR SAFETY IMPROVEMENTS						
REMARKS							

FISCAL YEAR	TYPE OF WORK	FUNDING TYPE	TOTAL FUNDS	FED FUNDS	STATE FUNDS	LOCAL FUNDS
2014	PE-D	NHPP	150,000	135,000	15,000	
2014	ROW	NHPP	525,000	472,500	52,500	
2014	CONST	NHPP	3,000,000	2,700,000	300,000	

**TENNESSEE DEPARTMENT OF TRANSPORTATION
 FY 2011 THRU FY 2014
 TRANSPORTATION IMPROVEMENT PROGRAM
 TITLE 23 U.S.C., SECTIONS 105 & 135**

ADJUSTED PAGE

Adjustment Number: 11

STIP #	1419038	TDOT PIN	112521.00	LENGTH IN MILES	0.1	LEAD AGENCY	TDOT
COUNTY:	DAVIDSON	TOTAL PROJECT COST			\$4,525,000	TIP NO:	S2009-84-033
ROUTE:	I-40						
TERMINI :	I-40 EAST TO I-440 SOUTH						
PROJECT DESCRIPTION:	LENGTHEN RAMP FOR SAFETY IMPROVEMENTS						
REMARKS							

<u>FISCAL YEAR</u>	<u>TYPE OF WORK</u>	<u>FUNDING TYPE</u>	<u>TOTAL FUNDS</u>	<u>FED FUNDS</u>	<u>STATE FUNDS</u>	<u>LOCAL FUNDS</u>
2014	PE-D	NHPP	150,000	135,000	15,000	
2014	ROW	NHPP	525,000	472,500	52,500	
2015	CONST	NHPP	3,000,000	2,700,000	300,000	

* MPO Note: MPO Adjustment # 2014-002

This project was adjusted to change the fiscal year for Construction from FY 2014 to FY 2015. There is no change to the programmed funding amounts and the total project cost remained the same.



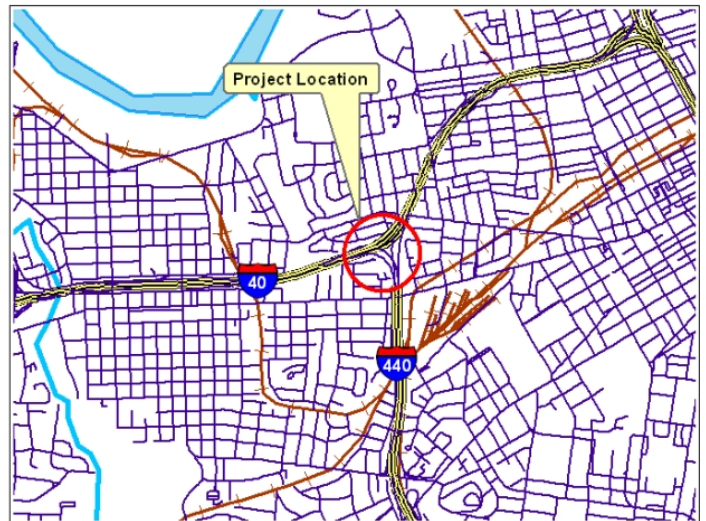
Transportation Improvement Program for FYs 2014-2017

Project Name	I-40 Ramp Improvements		TIP #	2009-84-033
Improvement Type	Safety		Lead Agency	TDOT
County	Davidson County	Length	0.10	Regional Plan ID 1014-238
Air Quality Status	Exempt	TDOT PIN	112521.00	Project Cost \$4,525,000.00
Route	I-40			
Location	I-40 East to I-440 South			
Project Description	Lengthen ramp for safety improvements			

Fiscal Year	Type of Work	Funding Type	Total Funds	Federal Funds	State Funds	Local funds
2014	PE-D	NHPP	\$150,000.00	\$135,000.00	\$15,000.00	\$0.00
2014	ROW	NHPP	\$525,000.00	\$472,500.00	\$52,500.00	\$0.00
2014	CONSTRUCTION	NHPP	\$3,000,000.00	\$2,700,000.00	\$300,000.00	\$0.00

REVISION HISTORY

PROJECT NOTES



Transportation Improvement Program for FYs 2014-2017

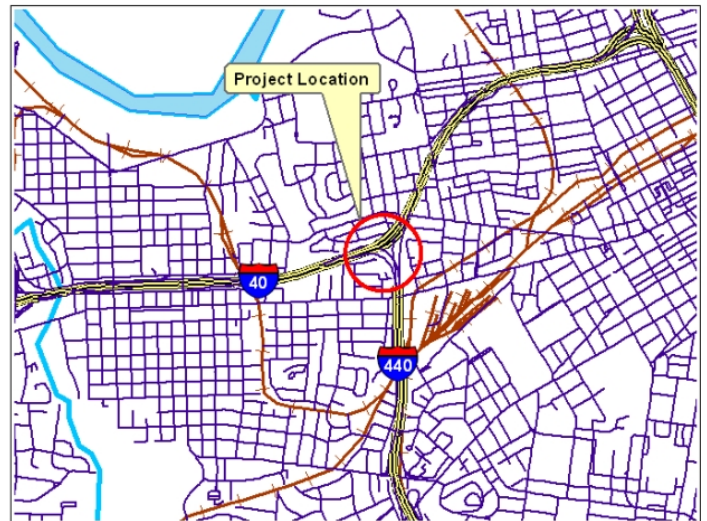
Project Name	I-40 Ramp Improvements		TIP #	2009-84-033
Improvement Type	Safety		Lead Agency	TDOT
County	Davidson County	Length	0.10	Regional Plan ID 1014-238
Air Quality Status	Exempt	TDOT PIN	112521.00	Project Cost \$4,525,000.00
Route	I-40			
Location	I-40 East to I-440 South			
Project Description	Lengthen ramp for safety improvements			

Fiscal Year	Type of Work	Funding Type	Total Funds	Federal Funds	State Funds	Local funds
2014	PE-D	NHPP	\$150,000.00	\$135,000.00	\$15,000.00	\$0.00
2014	ROW	NHPP	\$525,000.00	\$472,500.00	\$52,500.00	\$0.00
2015	CONSTRUCTION	NHPP	\$3,000,000.00	\$2,700,000.00	\$300,000.00	\$0.00

REVISION HISTORY

1/9/2014 Amend# 2014-002 Project adjusted to change the fiscal year for Construction from FY 2014 to FY 2015. There is no change to the programmed funding amounts and the total project cost remained the same.

PROJECT NOTES



This page intentionally left blank

**TENNESSEE DEPARTMENT OF TRANSPORTATION
 FY 2014 THRU FY 2017
 TRANSPORTATION IMPROVEMENT PROGRAM
 TITLE 23 U.S.C., SECTIONS 105 & 135**

OLD PAGE

STIP #	1419020	TDOT PIN	116896.00	LENGTH IN MILES	0.8	LEAD AGENCY	TDOT
COUNTY:	DAVIDSON	TOTAL PROJECT COST	\$45,000,000	TIP NO:	S2013-030		
ROUTE:	I-40						
TERMINI :	SR-255 (DONELSON PIKE) RELOCATION FROM TAXIWAY BRIDGES OVER EXISTING DONELSON PIKE TO I-40						
PROJECT DESCRIPTION:	RECONFIGURE INTERCHANGE RAMPS						
REMARKS							

FISCAL YEAR	TYPE OF WORK	FUNDING TYPE	TOTAL FUNDS	FED FUNDS	STATE FUNDS	LOCAL FUNDS
2014	PE-N	NHPP	3,000,000	2,700,000	300,000	
2014	PE-D	NHPP	2,000,000	1,800,000	200,000	

**TENNESSEE DEPARTMENT OF TRANSPORTATION
 FY 2011 THRU FY 2014
 TRANSPORTATION IMPROVEMENT PROGRAM
 TITLE 23 U.S.C., SECTIONS 105 & 135**

ADJUSTED PAGE

Adjustment Number: 12

STIP #	1419020	TDOT PIN	116896.00	LENGTH IN MILES	0.8	LEAD AGENCY	TDOT
COUNTY:	DAVIDSON	TOTAL PROJECT COST	\$45,000,000	TIP NO:	S2013-030		
ROUTE:	I-40						
TERMINI :	SR-255 (DONELSON PIKE) RELOCATION FROM TAXIWAY BRIDGES OVER EXISTING DONELSON PIKE TO I-40						
PROJECT DESCRIPTION:	RECONFIGURE INTERCHANGE RAMPS						
REMARKS							

<u>FISCAL YEAR</u>	<u>TYPE OF WORK</u>	<u>FUNDING TYPE</u>	<u>TOTAL FUNDS</u>	<u>FED FUNDS</u>	<u>STATE FUNDS</u>	<u>LOCAL FUNDS</u>
2014	PE-N	NHPP	3,000,000	2,700,000	300,000	
2015	PE-D	NHPP	2,000,000	1,800,000	200,000	

* MPO Note: MPO Adjustment # 2014-003

This project was adjusted to change the fiscal year for Design (PE-D) from FY 2014 to FY 2015. There is no change to the programmed funding amounts and the total project cost remained the same.

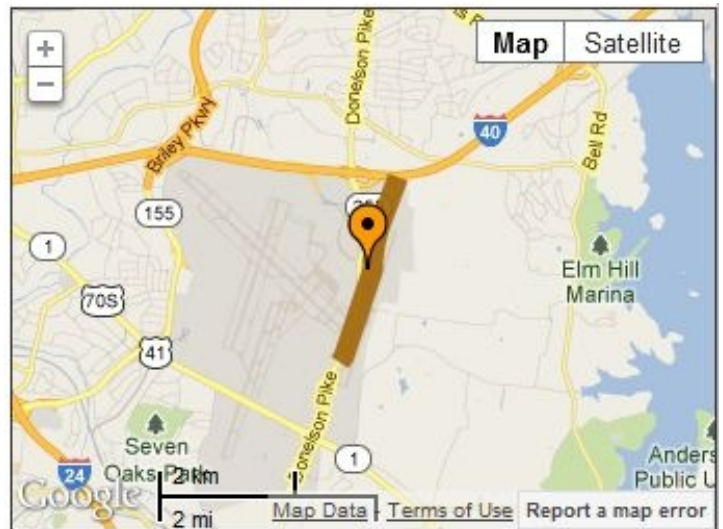
Transportation Improvement Program for FYs 2014-2017

Project Name	Donelson Pike (SR-255) Relocation		TIP #	2014-110-044
Improvement Type	Reconfiguration		Lead Agency	TDOT
County	Davidson County	Length	0.80	Regional Plan ID 1012-158
Air Quality Status	Non-Exempt	TDOT PIN	116896.00	Project Cost \$45,000,000.00
Route	I-40			
Location	SR-255 (Donelson Pike) relocation from taxiway bridges over existing Donelson Pike to I-40			
Project Description	Reconfigure roadway and interchange ramps at I-40.			

Fiscal Year	Type of Work	Funding Type	Total Funds	Federal Funds	State Funds	Local funds
2014	PE-N	NHPP	\$3,000,000.00	\$2,700,000.00	\$300,000.00	\$0.00
2014	PE-D	NHPP	\$2,000,000.00	\$1,800,000.00	\$200,000.00	\$0.00

REVISION HISTORY

PROJECT NOTES



Transportation Improvement Program for FYs 2014-2017

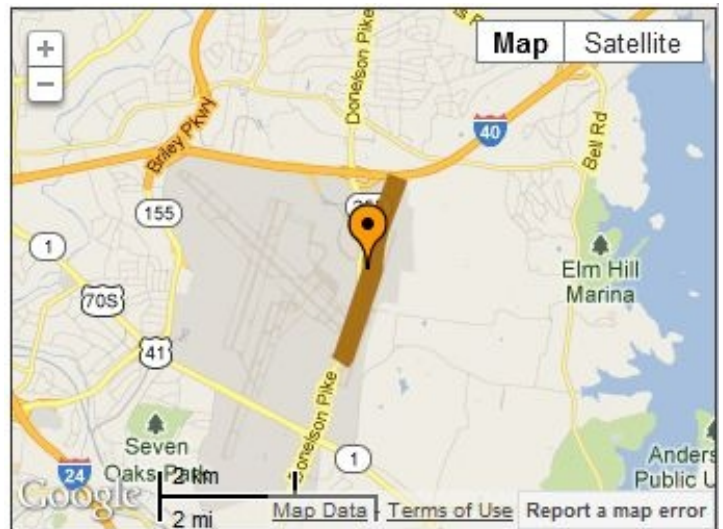
Project Name	Donelson Pike (SR-255) Relocation		TIP #	2014-110-044
Improvement Type	Reconfiguration		Lead Agency	TDOT
County	Davidson County	Length	0.80	Regional Plan ID 1012-158
Air Quality Status	Non-Exempt	TDOT PIN	116896.00	Project Cost \$45,000,000.00
Route	I-40			
Location	SR-255 (Donelson Pike) relocation from taxiway bridges over existing Donelson Pike to I-40			
Project Description	Reconfigure roadway and interchange ramps at I-40.			

Fiscal Year	Type of Work	Funding Type	Total Funds	Federal Funds	State Funds	Local funds
2014	PE-N	NHPP	\$3,000,000.00	\$2,700,000.00	\$300,000.00	\$0.00
2015	PE-D	NHPP	\$2,000,000.00	\$1,800,000.00	\$200,000.00	\$0.00

REVISION HISTORY

1/9/2014 Amend# 2014-003 Project adjusted to change the fiscal year for Design (PE -D) from FY 2014 to FY 2015. There is no change to the programmed funding amounts and the total project cost remained the same.

PROJECT NOTES



This page intentionally left blank

TENNESSEE DEPARTMENT OF TRANSPORTATION
FY 2014 THRU FY 2017
TRANSPORTATION IMPROVEMENT PROGRAM
TITLE 23 U.S.C., SECTIONS 105 & 135

OLD PAGE

STIP #	1494030	TDOT PIN	106269.04	LENGTH IN MILES	0.3	LEAD AGENCY	TDOT
COUNTY:	WILLIAMSON	TOTAL PROJECT COST	\$1,650,000	TIP NO:	S2012-62-167		
ROUTE:	SR-248						
TERMINI :	FROM SR-106 (LEWISBURG PIKE) TO WEST OF I-65						
PROJECT DESCRIPTION:	WIDEN EXISTING 2 LANE TO 4/5 LANE						
REMARKS							

FISCAL YEAR	TYPE OF WORK	FUNDING TYPE	TOTAL FUNDS	FED FUNDS	STATE FUNDS	LOCAL FUNDS
2014	CONST	STP	1,500,000	1,200,000	300,000	

**TENNESSEE DEPARTMENT OF TRANSPORTATION
 FY 2011 THRU FY 2014
 TRANSPORTATION IMPROVEMENT PROGRAM
 TITLE 23 U.S.C., SECTIONS 105 & 135**

ADJUSTED PAGE

Adjustment Number: 13

STIP #	1494030	TDOT PIN	106269.04	LENGTH IN MILES	0.3	LEAD AGENCY	TDOT
COUNTY:	WILLIAMSON	TOTAL PROJECT COST	\$1,650,000	TIP NO:	S2012-62-167		
ROUTE:	SR-248						
TERMINI :	FROM SR-106 (LEWISBURG PIKE) TO WEST OF I-65						
PROJECT DESCRIPTION:	WIDEN EXISTING 2 LANE TO 4/5 LANE						
REMARKS							

FISCAL YEAR	TYPE OF WORK	FUNDING TYPE	TOTAL FUNDS	FED FUNDS	STATE FUNDS	LOCAL FUNDS
2014	CONST	STA	1,500,000		1,500,000	

* MPO Note: MPO Adjustment # 2014-004

This project was adjusted to change the funding source from Surface Transportation Program (STP) to 100% State Funds (STA). There is no change to the programmed funding amounts and the total project cost remained the same.



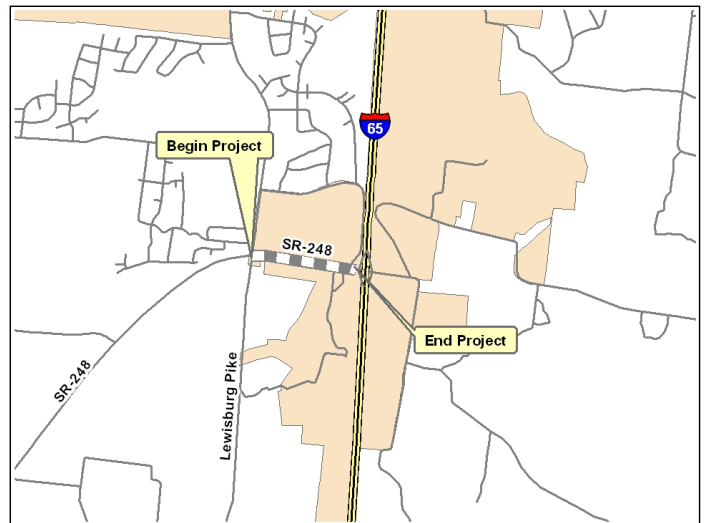
Transportation Improvement Program for FYs 2014-2017

Project Name	Lewisburg Pike (SR-248) Widening		TIP #	2012-62-167
Improvement Type	Road Widening		Lead Agency	TDOT
County	Williamson County	Length	0.30	Regional Plan ID 1062-136
Air Quality Status	Non-Exempt	TDOT PIN	106269.04	Project Cost \$1,650,000.00
Route	SR-248			
Location	From SR-106 (Lewisburg Pike) to west of I-65			
Project Description	Widen existing 2 lane road to 4/5 lane			

Fiscal Year	Type of Work	Funding Type	Total Funds	Federal Funds	State Funds	Local funds
2014	CONSTRUCTION	STP	\$1,500,000.00	\$1,200,000.00	\$300,000.00	\$0.00

REVISION HISTORY

PROJECT NOTES





Transportation Improvement Program for FYs 2014-2017

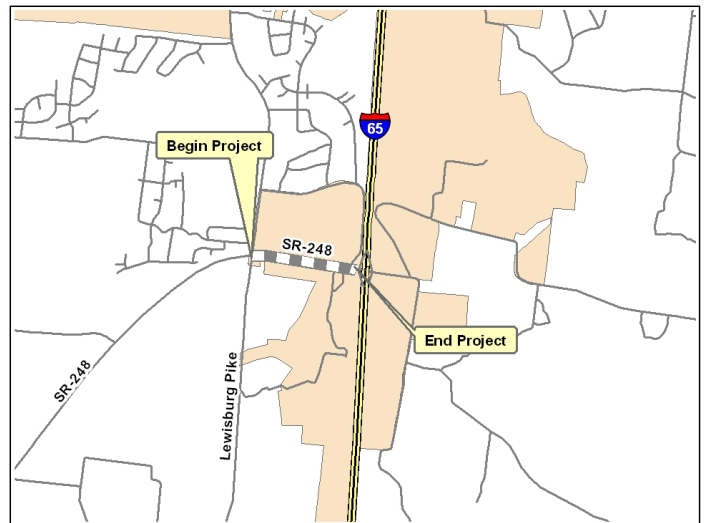
Project Name	Lewisburg Pike (SR-248) Widening		TIP #	2012-62-167
Improvement Type	Road Widening		Lead Agency	TDOT
County	Williamson County	Length	0.30	Regional Plan ID 1062-136
Air Quality Status	Non-Exempt	TDOT PIN	106269.04	Project Cost \$1,650,000.00
Route	SR-248			
Location	From SR-106 (Lewisburg Pike) to west of I-65			
Project Description	Widen existing 2 lane road to 4/5 lane			

Fiscal Year	Type of Work	Funding Type	Total Funds	Federal Funds	State Funds	Local funds
2014	CONSTRUCTION	STATE (STA)	\$1,500,000.00	\$1,200,000.00	\$300,000.00	\$0.00

REVISION HISTORY

1/9/2014 Amend# 2014-004 Project adjusted to change the funding source from Surface Transportation Program (STP) to 100% State Funds (STA). There is no change to the programmed funding amounts and the total project cost remained the same.

PROJECT NOTES



This page intentionally left blank

3.5 Funding Tables

Table 3. FY 2014-2017 TDOT Program Revenues

Funding Program	FY 2014	FY 2015	FY 2016	FY 2017	TOTAL
Total Amount Programmed	\$209,034,758.00	\$27,313,090.00	\$20,573,669.00	\$15,572,729.00	\$272,494,246.00
Congestion Mitigation Air Quality Program (CMAQ)	\$11,661,861.00	\$0.00	\$0.00	\$0.00	\$11,661,861.00
Federal Earmark - High Priority (HPP)	\$12,980,110.00	\$1,026,646.00	\$5,677,613.00	\$0.00	\$19,684,369.00
Highway Safety Improvement Program (HSIP)	\$1,934,640.00	\$1,800,000.00	\$1,800,000.00	\$1,800,000.00	\$7,334,640.00
Intelligent Transportation Systems (ITS)	\$1,891,073.00	\$0.00	\$0.00	\$0.00	\$1,891,073.00
National Highway Performance Program (NHPP)	\$114,932,500.00	\$16,640,000.00	\$5,600,000.00	\$5,600,000.00	\$142,772,500.00
Safe Routes to School (SRTS)	\$963,703.00	\$0.00	\$0.00	\$0.00	\$963,703.00
Surface Transportation Program - State Program (STP)	\$19,651,480.00	\$2,400,000.00	\$2,400,000.00	\$2,400,000.00	\$26,851,480.00
Transportation Enhancement Program (ENH)	\$8,022,389.00	\$0.00	\$0.00	\$0.00	\$8,022,389.00
State Funds (including state matching funds)	\$36,997,002.00	\$5,446,444.00	\$5,096,056.00	\$5,772,729.00	\$53,312,231.00

Table 4. FY 2014-2017 TDOT Program Expenditures

Funding Program	FY 2014	FY 2015	FY 2016	FY 2017	TOTAL
Total Amount Programmed	\$209,090,758.00	\$27,313,090.00	\$20,573,669.00	\$15,572,729.00	\$272,550,246.00
Congestion Mitigation Air Quality Program (CMAQ)	\$11,661,861.00	\$0.00	\$0.00	\$0.00	\$11,661,861.00
Federal Earmark - High Priority (HPP)	\$12,980,110.00	\$1,026,646.00	\$5,677,613.00	\$0.00	\$19,684,369.00
Highway Safety Improvement Program (HSIP)	\$1,934,640.00	\$1,800,000.00	\$1,800,000.00	\$1,800,000.00	\$7,334,640.00
Intelligent Transportation Systems (ITS)	\$1,891,073.00	\$0.00	\$0.00	\$0.00	\$1,891,073.00
National Highway Performance Program (NHPP)	\$114,932,500.00	\$16,640,000.00	\$5,600,000.00	\$5,600,000.00	\$142,772,500.00
Safe Routes to School (SRTS)	\$963,703.00	\$0.00	\$0.00	\$0.00	\$963,703.00
Surface Transportation Program - State Program (STP)	\$19,651,480.00	\$2,400,000.00	\$2,400,000.00	\$2,400,000.00	\$26,851,480.00
Transportation Enhancement Program (ENH)	\$8,022,389.00	\$0.00	\$0.00	\$0.00	\$8,022,389.00
State Funds (including state matching funds)	\$37,053,002.00	\$5,446,444.00	\$5,096,056.00	\$5,772,729.00	\$53,368,231.00

This page intentionally left blank

3.5 Funding Tables

Table 3. FY 2014-2017 TDOT Program Revenues

Funding Program	FY 2014	FY 2015	FY 2016	FY 2017	TOTAL
Total Amount Programmed	\$209,034,758.00	\$27,313,090.00	\$20,573,669.00	\$15,572,729.00	\$272,494,246.00
Congestion Mitigation Air Quality Program (CMAQ)	\$11,661,861.00	\$0.00	\$0.00	\$0.00	\$11,661,861.00
Federal Earmark - High Priority (HPP)	\$12,980,110.00	\$1,026,646.00	\$5,677,613.00	\$0.00	\$19,684,369.00
Highway Safety Improvement Program (HSIP)	\$1,934,640.00	\$1,800,000.00	\$1,800,000.00	\$1,800,000.00	\$7,334,640.00
Intelligent Transportation Systems (ITS)	\$1,891,073.00	\$0.00	\$0.00	\$0.00	\$1,891,073.00
National Highway Performance Program (NHPP)	\$114,932,500.00	\$16,640,000.00	\$5,600,000.00	\$5,600,000.00	\$142,772,500.00
Safe Routes to School (SRTS)	\$963,703.00	\$0.00	\$0.00	\$0.00	\$963,703.00
Surface Transportation Program - State Program (STP)	\$19,651,480.00	\$2,400,000.00	\$2,400,000.00	\$2,400,000.00	\$26,851,480.00
Transportation Enhancement Program (ENH)	\$8,022,389.00	\$0.00	\$0.00	\$0.00	\$8,022,389.00
State Funds (including state matching funds)	\$36,997,002.00	\$5,446,444.00	\$5,096,056.00	\$5,772,729.00	\$53,312,231.00

Table 4. FY 2014-2017 TDOT Program Expenditures

Funding Program	FY 2014	FY 2015	FY 2016	FY 2017	TOTAL
Total Amount Programmed	\$204,090,758.00	\$32,313,090.00	\$20,573,669.00	\$15,572,729.00	\$272,550,246.00
Congestion Mitigation Air Quality Program (CMAQ)	\$11,661,861.00	\$0.00	\$0.00	\$0.00	\$11,661,861.00
Federal Earmark - High Priority (HPP)	\$12,980,110.00	\$1,026,646.00	\$5,677,613.00	\$0.00	\$19,684,369.00
Highway Safety Improvement Program (HSIP)	\$1,934,640.00	\$1,800,000.00	\$1,800,000.00	\$1,800,000.00	\$7,334,640.00
Intelligent Transportation Systems (ITS)	\$1,891,073.00	\$0.00	\$0.00	\$0.00	\$1,891,073.00
National Highway Performance Program (NHPP)	\$110,432,500.00	\$21,140,000.00	\$5,600,000.00	\$5,600,000.00	\$142,772,500.00
Safe Routes to School (SRTS)	\$963,703.00	\$0.00	\$0.00	\$0.00	\$963,703.00
Surface Transportation Program - State Program (STP)	\$18,451,480.00	\$2,400,000.00	\$2,400,000.00	\$2,400,000.00	\$25,651,480.00
Transportation Enhancement Program (ENH)	\$8,022,389.00	\$0.00	\$0.00	\$0.00	\$8,022,389.00
State Funds (including state matching funds)	\$37,753,002.00	\$5,946,444.00	\$5,096,056.00	\$5,772,729.00	\$54,568,231.00