



NASHVILLE AREA

Metropolitan Planning Organization

February 3, 2014

Ms. Rhiannon Chambers
 Transportation Planner 3
 Program Development & Scheduling Office
 Tennessee Department of Transportation
 505 Deaderick Street, Suite 600
 Nashville, Tennessee 37243

Dear Ms. Chambers:

Enclosed please find Administrative Adjustment #2014-005 to the Nashville Area MPO's FY 2014-2017 Transportation Improvement Program. The following project for the City of Lebanon is being adjusted:

TIP #	Project	Modification
2010-79-005	City of Lebanon 3R Improvements Program	Add funds

The adjustment adds additional Local STP funds for the City of Lebanon in FY 2014 to reflect the correct allocation amount provided by TDOT and outlined on Paul Degges' letter to the City dated October 7, 2013.

I have included original and revised copies of the affected TIP page for your reference. The Administrative Adjustment has been made according to the procedures identified in the MPO's federally-approved Public Participation Plan and result in a fiscally constrained TIP.

Thank you for your assistance in processing this request. If you have any questions or comments, please contact me or Félix Castrodad at 862-7204.

Best,

Michael Skipper
 Executive Director

CC w/enclosures: Mr. Rick Pack, TDOT
 Ms. Angie Midgett, TDOT
 Mr. Jeff Baines, City of Lebanon
 Mr. Paul Corder, City of Lebanon
 Ms. Regina Santana, City of Lebanon
 Mr. Jim McAteer, MTA/RTA, MPO TCC Chair
 The Honorable Ken Wilber, MPO Executive Board Chair

Enclosures



STATE OF TENNESSEE
DEPARTMENT OF TRANSPORTATION

BUREAU OF ENGINEERING
SUITE 700 JAMES K. POLK BUILDING
505 DEADERICK STREET
NASHVILLE, TENNESSEE 37243-1402
(615) 741-0791

JOHN C. SCHROER
COMMISSIONER

BILL HASLAM
GOVERNOR

October 7, 2013

The Honorable Philip Craighead
Mayor, City of Lebanon
200 N. Castle Heights Ave
Lebanon, TN 37087

Dear Mayor Craighead:

This letter serves to notify you that your city's Federal Surface Transportation Program (STP) allocation for Federal Fiscal Year 2014 is \$319,296.00, which would also require a 20% match. These funds are available to your agency from October 1, 2013 to September 30, 2014.

These funds must be obligated, not necessarily expended, by **September 30, 2014**. The intended approach to this STP program is to allow each city to identify, develop, and implement projects at a higher rate in a shorter time frame. Once your allocation is exhausted, additional funds will not be available until a new transportation bill is approved, or MAP-21 is extended past its September 30, 2014 expiration date.

Due to the September 30, 2014 deadline, we encourage you to initiate your desired projects as soon as possible. The process and steps required to receive federal funding can be time consuming, and we want you to be able to take advantage of your STP allocation before the deadline. We realize that you may have already contacted us to initiate a project prior to receiving this letter.

In order to initiate a project or projects, it is suggested that you submit a letter with the project description, location, scope, and termini, as well as a map of the location and an estimated budget. Keep in mind that STP funds can only be used on functionally classified roads greater than a rural minor collector. The maps depicting these roads for your city can be accessed at <http://www.tdot.state.tn.us/longrange/functionalClass.htm>.

Please do not hesitate to contact Kim Thompson at 615-532-6083 or by email at kim.thompson2@tn.gov if you have any questions concerning this notification. Also, feel free to contact us at any time concerning your STP balance or status of project submissions.

Sincerely,

A handwritten signature in cursive script that reads "Paul D. Degges".

Paul D. Degges, P.E.
Deputy Commissioner and Chief Engineer

NASHVILLE AREA MPO



NASHVILLE AREA
Metropolitan Planning Organization

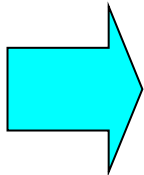
**Administrative Adjustment to The Fiscal Years 2014-2017
Transportation Improvement Program**

Administrative Modification #: 2014-005
TIP Number: 2010-79-005

FROM:

TIP# 2010-79-005						
Jurisdiction:		City of Lebanon				
Project:		City of Lebanon 3R Improvement Program (Grouping)				
Termini:		Various Locations within the City of Lebanon				
Description:		Resurfacing, restoration and rehabilitation improvements of various roads in the City of Lebanon.				
FY	Work	Funding	Total	Fed	State	Local
2014	PE, ROW, CONST	L-STP	388,853	311,082	0	77,771
TOTAL			388,853	311,082	0	77,771

TO:



TIP# 2010-79-005						
Jurisdiction:		City of Lebanon				
Project:		City of Lebanon 3R Improvement Program (Grouping)				
Termini:		Various Locations within the City of Lebanon				
Description:		Resurfacing, restoration and rehabilitation improvements of various roads in the City of Lebanon.				
FY	Work	Funding	Total	Fed	State	Local
2014	PE, ROW, CONST	L-STP	399,120	319,296	0	79,824
TOTAL			399,120	319,296	0	79,824

*This project is being adjusted to add \$8,214 (federal share) Local STP funds in FY 2014 to reflect the correct allocation amount provided by TDOT.

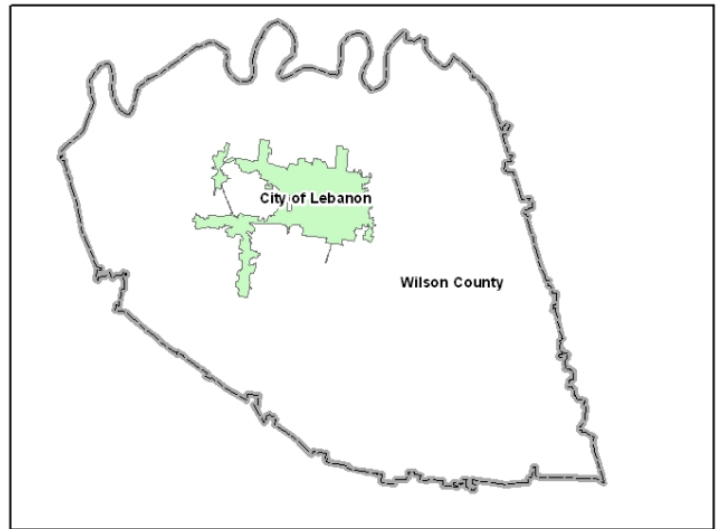
Transportation Improvement Program for FYs 2014-2017

Project Name	City of Lebanon 3R Improvement Program (Grouping)		TIP #	2010-79-005
Improvement Type	Resurfacing		Lead Agency	Lebanon
County	Wilson County	Length	0.00	Regional Plan ID 1072-284
Air Quality Status	Exempt	TDOT PIN		Project Cost \$388,853.00
Route	City of Lebanon 3R Improvement Program (Grouping)			
Location	Various Locations within the City of Lebanon			
Project Description	Resurfacing, restoration and rehabilitation improvements of various roads in the City of Lebanon.			

Fiscal Year	Type of Work	Funding Type	Total Funds	Federal Funds	State Funds	Local funds
2014	PE, ROW, CONSTRUCTION	L-STP	\$388,853.00	\$311,082.00	\$0.00	\$77,771.00

REVISION HISTORY

PROJECT NOTES



Transportation Improvement Program for FYs 2014-2017

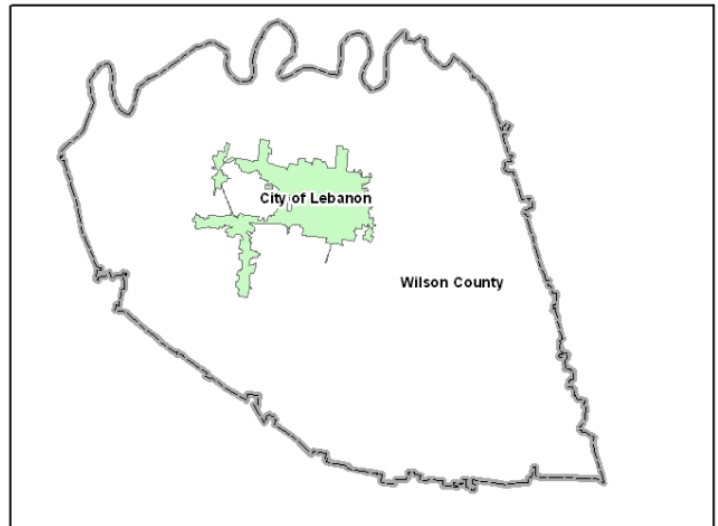
Project Name	City of Lebanon 3R Improvement Program (Grouping)		TIP #	2010-79-005
Improvement Type	Resurfacing		Lead Agency	Lebanon
County	Wilson County	Length	0.00	Regional Plan ID 1072-284
Air Quality Status	Exempt	TDOT PIN		Project Cost \$399,120.00
Route	City of Lebanon 3R Improvement Program (Grouping)			
Location	Various Locations within the City of Lebanon			
Project Description	Resurfacing, restoration and rehabilitation improvements of various roads in the City of Lebanon.			

Fiscal Year	Type of Work	Funding Type	Total Funds	Federal Funds	State Funds	Local funds
2014	PE, ROW, CONSTRUCTION	L-STP	\$399,120.00	\$319,296.00	\$0.00	\$79,824.00

REVISION HISTORY

2/3/2014 Amend# 2014-005 Project adjusted to add \$8,214 (federal share) Local STP funds in FY 2014 to reflect the correct allocation amount provided by TDOT.

PROJECT NOTES



This page intentionally left blank

3.5 Funding Tables

Table 3. FY 2014-2017 TDOT Program Revenues

Funding Program	FY 2014	FY 2015	FY 2016	FY 2017	TOTAL
Total Amount Programmed	\$209,034,758.00	\$27,313,090.00	\$20,573,669.00	\$15,572,729.00	\$272,494,246.00
Congestion Mitigation Air Quality Program (CMAQ)	\$11,661,861.00	\$0.00	\$0.00	\$0.00	\$11,661,861.00
Federal Earmark - High Priority (HPP)	\$12,980,110.00	\$1,026,646.00	\$5,677,613.00	\$0.00	\$19,684,369.00
Highway Safety Improvement Program (HSIP)	\$1,934,640.00	\$1,800,000.00	\$1,800,000.00	\$1,800,000.00	\$7,334,640.00
Intelligent Transportation Systems (ITS)	\$1,891,073.00	\$0.00	\$0.00	\$0.00	\$1,891,073.00
National Highway Performance Program (NHPP)	\$114,932,500.00	\$16,640,000.00	\$5,600,000.00	\$5,600,000.00	\$142,772,500.00
Safe Routes to School (SRTS)	\$963,703.00	\$0.00	\$0.00	\$0.00	\$963,703.00
Surface Transportation Program - State Program (STP)	\$19,651,480.00	\$2,400,000.00	\$2,400,000.00	\$2,400,000.00	\$26,851,480.00
Transportation Enhancement Program (ENH)	\$8,022,389.00	\$0.00	\$0.00	\$0.00	\$8,022,389.00
State Funds (including state matching funds)	\$36,997,002.00	\$5,446,444.00	\$5,096,056.00	\$5,772,729.00	\$53,312,231.00

Table 4. FY 2014-2017 TDOT Program Expenditures

Funding Program	FY 2014	FY 2015	FY 2016	FY 2017	TOTAL
Total Amount Programmed	\$204,090,758.00	\$32,313,090.00	\$20,573,669.00	\$15,572,729.00	\$272,550,246.00
Congestion Mitigation Air Quality Program (CMAQ)	\$11,661,861.00	\$0.00	\$0.00	\$0.00	\$11,661,861.00
Federal Earmark - High Priority (HPP)	\$12,980,110.00	\$1,026,646.00	\$5,677,613.00	\$0.00	\$19,684,369.00
Highway Safety Improvement Program (HSIP)	\$1,934,640.00	\$1,800,000.00	\$1,800,000.00	\$1,800,000.00	\$7,334,640.00
Intelligent Transportation Systems (ITS)	\$1,891,073.00	\$0.00	\$0.00	\$0.00	\$1,891,073.00
National Highway Performance Program (NHPP)	\$110,432,500.00	\$21,140,000.00	\$5,600,000.00	\$5,600,000.00	\$142,772,500.00
Safe Routes to School (SRTS)	\$963,703.00	\$0.00	\$0.00	\$0.00	\$963,703.00
Surface Transportation Program - State Program (STP)	\$18,451,480.00	\$2,400,000.00	\$2,400,000.00	\$2,400,000.00	\$25,651,480.00
Transportation Enhancement Program (ENH)	\$8,022,389.00	\$0.00	\$0.00	\$0.00	\$8,022,389.00
State Funds (including state matching funds)	\$37,753,002.00	\$5,946,444.00	\$5,096,056.00	\$5,772,729.00	\$54,568,231.00

Table 5. FY 2014-2017 MPO Funds: FHWA STP Grant Revenues

Grant Program	Opening Balance*	FY 2014 Allocation	FY 2015 Allocation	FY 2016 Allocation	FY 2017 Allocation	Total Revenue
Total Revenue	\$90,340,437	\$19,480,661	\$18,585,378	\$18,771,231	\$18,958,943	\$166,136,650
STP Nash-Davidson UZA	\$77,455,561	\$16,774,871	\$16,942,620	\$17,112,046	\$17,283,166	\$145,568,264
STP Murfreesboro UZA	\$12,884,876	\$1,626,493	\$1,642,758	\$1,659,185	\$1,675,777	\$19,489,089
STP Fairview**	\$0.00	\$91,697	\$0.00	\$0.00	\$0.00	\$91,697
STP Lebanon**	\$0.00	\$311,082	\$0.00	\$0.00	\$0.00	\$311,082
STP Portland**	\$0.00	\$136,358	\$0.00	\$0.00	\$0.00	\$136,358
STP Spring Hill**	\$0.00	\$344,887	\$0.00	\$0.00	\$0.00	\$344,887
STP Springfield**	\$0.00	\$195,273	\$0.00	\$0.00	\$0.00	\$195,273

*Opening balance includes unobligated funds from prior years. **STP allocated by TDOT in four-year cycles. Amounts not yet determined by TDOT for FYs 2015-2017.

Table 6. FY 2014-2017 MPO Funds: FHWA STP Grant Program Expenditures

Grant Program	FY 2014 Programmed	FY 2015 Programmed	FY 2016 Programmed	FY 2017 Programmed	Total Programmed
Total Revenue	\$54,946,288	\$33,570,240	\$2,640,000	\$1,200,000	\$92,356,528
STP Nash-Davidson UZA	\$47,846,765	\$25,850,240	\$2,640,000	\$1,200,000	\$77,537,005
STP Murfreesboro UZA	\$6,020,226	\$7,720,000	\$0.00	\$0.00	\$13,740,226
STP Fairview**	\$91,697	\$0.00	\$0.00	\$0.00	\$91,697
STP Lebanon**	\$311,082	\$0.00	\$0.00	\$0.00	\$311,082
STP Portland**	\$136,358	\$0.00	\$0.00	\$0.00	\$136,358
STP Spring Hill**	\$344,887	\$0.00	\$0.00	\$0.00	\$344,887
STP Springfield**	\$195,273	\$0.00	\$0.00	\$0.00	\$195,273

Table 7. FY 2014-2017 MPO Funds: FHWA STP Cumulative Balance of Unprogrammed Revenues

Grant Program	FY 2014	FY 2015	FY 2016	FY 2017
Remaining Balance*	\$54,874,810	\$39,889,948	\$56,021,179	\$73,780,122
STP Nash-Davidson UZA	\$46,383,667	\$37,476,047	\$51,948,093	\$68,031,259
STP Murfreesboro UZA	\$8,491,143	\$2,413,901	\$4,073,086	\$5,748,863
STP Fairview	\$0.00	\$0.00	\$0.00	\$0.00
STP Lebanon	\$0.00	\$0.00	\$0.00	\$0.00
STP Portland	\$0.00	\$0.00	\$0.00	\$0.00
STP Spring Hill	\$0.00	\$0.00	\$0.00	\$0.00
STP Springfield	\$0.00	\$0.00	\$0.00	\$0.00

Table 8. FY 2014-2017 MPO Funds: FHWA Construction Reserves & Final Balances

Grant Program	FY 2014 to FY 2017
STP Nashville-Davidson UZA Unprogrammed Funds	\$68,031,259
STP Nash-Davidson UZA Construction Reserve*	\$67,745,624
STP Nash-Davidson UZA Remaining Balance	\$285,635
STP Murfreesboro UZA Unprogrammed Funds	\$5,748,863
STP Murfreesboro UZA Construction Reserve*	\$5,640,000
STP Murfreesboro UZA Remaining Balance	\$108,863

* Construction reserves are programmed following completion of PE and are available immediately to projects based on funding availability.

Table 9. FY 2014-2017 MPO Funds: FHWA Transportation Alternatives

Grant Program	FY 2014 to FY 2017
Transportation Alternatives (ALT) Nashville-Davidson UZA Revenues*	\$6,500,000
Transportation Alternatives (ALT) Nashville-Davidson UZA Programmed**	\$6,500,000
Transportation Alternatives (ALT) Nashville-Davidson UZA Remaining Balance	\$0

* Includes unobligated balance from FY 2013. **Projects will be selected via competition following the adoption of the TIP.

This page intentionally left blank

3.5 Funding Tables

Table 3. FY 2014-2017 TDOT Program Revenues

Funding Program	FY 2014	FY 2015	FY 2016	FY 2017	TOTAL
Total Amount Programmed	\$209,034,758.00	\$27,313,090.00	\$20,573,669.00	\$15,572,729.00	\$272,494,246.00
Congestion Mitigation Air Quality Program (CMAQ)	\$11,661,861.00	\$0.00	\$0.00	\$0.00	\$11,661,861.00
Federal Earmark - High Priority (HPP)	\$12,980,110.00	\$1,026,646.00	\$5,677,613.00	\$0.00	\$19,684,369.00
Highway Safety Improvement Program (HSIP)	\$1,934,640.00	\$1,800,000.00	\$1,800,000.00	\$1,800,000.00	\$7,334,640.00
Intelligent Transportation Systems (ITS)	\$1,891,073.00	\$0.00	\$0.00	\$0.00	\$1,891,073.00
National Highway Performance Program (NHPP)	\$114,932,500.00	\$16,640,000.00	\$5,600,000.00	\$5,600,000.00	\$142,772,500.00
Safe Routes to School (SRTS)	\$963,703.00	\$0.00	\$0.00	\$0.00	\$963,703.00
Surface Transportation Program - State Program (STP)	\$19,651,480.00	\$2,400,000.00	\$2,400,000.00	\$2,400,000.00	\$26,851,480.00
Transportation Enhancement Program (ENH)	\$8,022,389.00	\$0.00	\$0.00	\$0.00	\$8,022,389.00
State Funds (including state matching funds)	\$36,997,002.00	\$5,446,444.00	\$5,096,056.00	\$5,772,729.00	\$53,312,231.00

Table 4. FY 2014-2017 TDOT Program Expenditures

Funding Program	FY 2014	FY 2015	FY 2016	FY 2017	TOTAL
Total Amount Programmed	\$204,090,758.00	\$32,313,090.00	\$20,573,669.00	\$15,572,729.00	\$272,550,246.00
Congestion Mitigation Air Quality Program (CMAQ)	\$11,661,861.00	\$0.00	\$0.00	\$0.00	\$11,661,861.00
Federal Earmark - High Priority (HPP)	\$12,980,110.00	\$1,026,646.00	\$5,677,613.00	\$0.00	\$19,684,369.00
Highway Safety Improvement Program (HSIP)	\$1,934,640.00	\$1,800,000.00	\$1,800,000.00	\$1,800,000.00	\$7,334,640.00
Intelligent Transportation Systems (ITS)	\$1,891,073.00	\$0.00	\$0.00	\$0.00	\$1,891,073.00
National Highway Performance Program (NHPP)	\$110,432,500.00	\$21,140,000.00	\$5,600,000.00	\$5,600,000.00	\$142,772,500.00
Safe Routes to School (SRTS)	\$963,703.00	\$0.00	\$0.00	\$0.00	\$963,703.00
Surface Transportation Program - State Program (STP)	\$18,451,480.00	\$2,400,000.00	\$2,400,000.00	\$2,400,000.00	\$25,651,480.00
Transportation Enhancement Program (ENH)	\$8,022,389.00	\$0.00	\$0.00	\$0.00	\$8,022,389.00
State Funds (including state matching funds)	\$37,753,002.00	\$5,946,444.00	\$5,096,056.00	\$5,772,729.00	\$54,568,231.00

Table 5. FY 2014-2017 MPO Funds: FHWA STP Grant Revenues

Grant Program	Opening Balance*	FY 2014 Allocation	FY 2015 Allocation	FY 2016 Allocation	FY 2017 Allocation	Total Revenue
Total Revenue	\$90,340,437	\$19,488,875	\$18,585,378	\$18,771,231	\$18,958,943	\$166,144,864
STP Nash-Davidson UZA	\$77,455,561	\$16,774,871	\$16,942,620	\$17,112,046	\$17,283,166	\$145,568,264
STP Murfreesboro UZA	\$12,884,876	\$1,626,493	\$1,642,758	\$1,659,185	\$1,675,777	\$19,489,089
STP Fairview**	\$0.00	\$91,697	\$0.00	\$0.00	\$0.00	\$91,697
STP Lebanon**	\$0.00	\$319,296	\$0.00	\$0.00	\$0.00	\$319,296
STP Portland**	\$0.00	\$136,358	\$0.00	\$0.00	\$0.00	\$136,358
STP Spring Hill**	\$0.00	\$344,887	\$0.00	\$0.00	\$0.00	\$344,887
STP Springfield**	\$0.00	\$195,273	\$0.00	\$0.00	\$0.00	\$195,273

*Opening balance includes unobligated funds from prior years. **STP allocated by TDOT in four-year cycles. Amounts not yet determined by TDOT for FYs 2015-2017.

Table 6. FY 2014-2017 MPO Funds: FHWA STP Grant Program Expenditures

Grant Program	FY 2014 Programmed	FY 2015 Programmed	FY 2016 Programmed	FY 2017 Programmed	Total Programmed
Total Revenue	\$54,954,502	\$33,570,240	\$2,640,000	\$1,200,000	\$92,364,742
STP Nash-Davidson UZA	\$47,846,765	\$25,850,240	\$2,640,000	\$1,200,000	\$77,537,005
STP Murfreesboro UZA	\$6,020,226	\$7,720,000	\$0.00	\$0.00	\$13,740,226
STP Fairview**	\$91,697	\$0.00	\$0.00	\$0.00	\$91,697
STP Lebanon**	\$319,296	\$0.00	\$0.00	\$0.00	\$319,296
STP Portland**	\$136,358	\$0.00	\$0.00	\$0.00	\$136,358
STP Spring Hill**	\$344,887	\$0.00	\$0.00	\$0.00	\$344,887
STP Springfield**	\$195,273	\$0.00	\$0.00	\$0.00	\$195,273

Table 7. FY 2014-2017 MPO Funds: FHWA STP Cumulative Balance of Unprogrammed Revenues

Grant Program	FY 2014	FY 2015	FY 2016	FY 2017
Remaining Balance*	\$54,874,810	\$39,889,948	\$56,021,179	\$73,780,122
STP Nash-Davidson UZA	\$46,383,667	\$37,476,047	\$51,948,093	\$68,031,259
STP Murfreesboro UZA	\$8,491,143	\$2,413,901	\$4,073,086	\$5,748,863
STP Fairview	\$0.00	\$0.00	\$0.00	\$0.00
STP Lebanon	\$0.00	\$0.00	\$0.00	\$0.00
STP Portland	\$0.00	\$0.00	\$0.00	\$0.00
STP Spring Hill	\$0.00	\$0.00	\$0.00	\$0.00
STP Springfield	\$0.00	\$0.00	\$0.00	\$0.00

Table 8. FY 2014-2017 MPO Funds: FHWA Construction Reserves & Final Balances

Grant Program	FY 2014 to FY 2017
STP Nashville-Davidson UZA Unprogrammed Funds	\$68,031,259
STP Nash-Davidson UZA Construction Reserve*	\$67,745,624
STP Nash-Davidson UZA Remaining Balance	\$285,635
STP Murfreesboro UZA Unprogrammed Funds	\$5,748,863
STP Murfreesboro UZA Construction Reserve*	\$5,640,000
STP Murfreesboro UZA Remaining Balance	\$108,863

* Construction reserves are programmed following completion of PE and are available immediately to projects based on funding availability.

Table 9. FY 2014-2017 MPO Funds: FHWA Transportation Alternatives

Grant Program	FY 2014 to FY 2017
Transportation Alternatives (ALT) Nashville-Davidson UZA Revenues*	\$6,500,000
Transportation Alternatives (ALT) Nashville-Davidson UZA Programmed**	\$6,500,000
Transportation Alternatives (ALT) Nashville-Davidson UZA Remaining Balance	\$0

* Includes unobligated balance from FY 2013. **Projects will be selected via competition following the adoption of the TIP.