

NASHVILLE AREA MPO



NASHVILLE AREA
Metropolitan Planning Organization

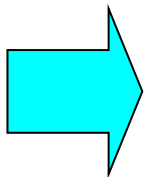
**Administrative Adjustment to The Fiscal Years 2014-2017
Transportation Improvement Program**

Administrative Modification #: 2014-007
TIP Number: 2008-84-013

FROM:

TIP# 2008-84-013						
Jurisdiction: TDOT						
Project: Highway Safety Improvement Program (HSIP) Grouping						
Termini: Regionwide - Nashville Area MPO						
Description: See attachment 1 in TIP document for a more comprehensive list of activities included but not limited for eligibility.						
FY	Work	Funding	Total	Fed	State	Local
2014	CONST	HSIP	2,000,000	1,800,000	200,000	0
2015	CONST	HSIP	2,000,000	1,800,000	200,000	0
2016	CONST	HSIP	2,000,000	1,800,000	200,000	0
2017	CONST	HSIP	2,000,000	1,800,000	200,000	0
TOTAL			8,000,000	7,200,000	800,000	0

TO:



TIP# 2008-84-013						
Jurisdiction: TDOT						
Project: Highway Safety Improvement Program (HSIP) Grouping						
Termini: Regionwide - Nashville Area MPO						
Description: See attachment 1 in TIP document for a more comprehensive list of activities included but not limited for eligibility.						
FY	Work	Funding	Total	Fed	State	Local
2014	CONST	HSIP	5,500,000	4,950,000	550,000	0
2015	CONST	HSIP	2,000,000	1,800,000	200,000	0
2016	CONST	HSIP	2,000,000	1,800,000	200,000	0
2017	CONST	HSIP	2,000,000	1,800,000	200,000	0
TOTAL			11,500,000	10,350,000	1,150,000	0

*This project is being adjusted to add \$ 3,150,000 (federal share) HSIP funds in FY 2014.



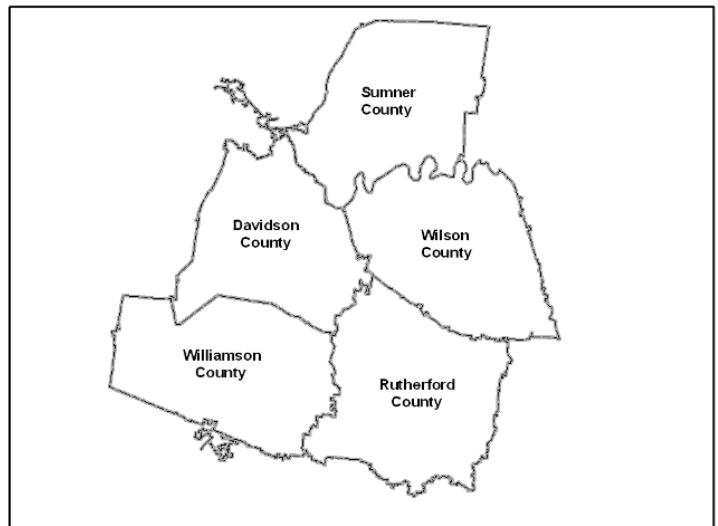
Transportation Improvement Program for FYs 2014-2017

Project Name	Highway Safety Improvement Program (HSIP) Grouping		TIP #	2008-84-013
Improvement Type	Safety		Lead Agency	TDOT
County	Multi-County	Length	0.00	Regional Plan ID 1089-902
Air Quality Status	Exempt	TDOT PIN	112112.00	Project Cost \$8,000,000.00
Route	Highway Safety Improvement Program (HSIP) Grouping			
Location	Regionwide - Nashville Area MPO			
Project Description	See attachment 1 for a more comprehensive list of activities included but not limited for eligibility.			

Fiscal Year	Type of Work	Funding Type	Total Funds	Federal Funds	State Funds	Local funds
2014	CONSTRUCTION	HSIP	\$2,000,000.00	\$1,800,000.00	\$200,000.00	\$0.00
2015	CONSTRUCTION	HSIP	\$2,000,000.00	\$1,800,000.00	\$200,000.00	\$0.00
2016	CONSTRUCTION	HSIP	\$2,000,000.00	\$1,800,000.00	\$200,000.00	\$0.00
2017	CONSTRUCTION	HSIP	\$2,000,000.00	\$1,800,000.00	\$200,000.00	\$0.00

REVISION HISTORY

PROJECT NOTES





Transportation Improvement Program for FYs 2014-2017

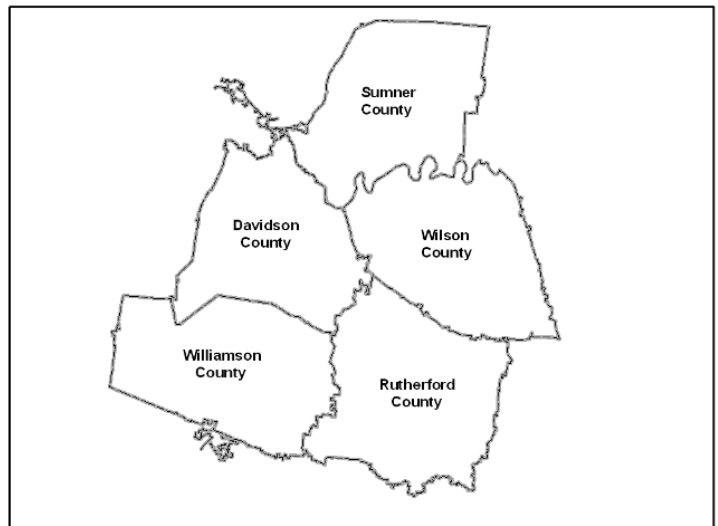
Project Name	Highway Safety Improvement Program (HSIP) Grouping		TIP #	2008-84-013
Improvement Type	Safety		Lead Agency	TDOT
County	Multi-County	Length	0.00	Regional Plan ID 1089-902
Air Quality Status	Exempt	TDOT PIN	112112.00	Project Cost \$11,500,000.00
Route	Highway Safety Improvement Program (HSIP) Grouping			
Location	Regionwide - Nashville Area MPO			
Project Description	See attachment 1 for a more comprehensive list of activities included but not limited for eligibility.			

Fiscal Year	Type of Work	Funding Type	Total Funds	Federal Funds	State Funds	Local funds
2014	CONSTRUCTION	HSIP	\$5,500,000.00	\$4,950,000.00	\$550,000.00	\$0.00
2015	CONSTRUCTION	HSIP	\$2,000,000.00	\$1,800,000.00	\$200,000.00	\$0.00
2016	CONSTRUCTION	HSIP	\$2,000,000.00	\$1,800,000.00	\$200,000.00	\$0.00
2017	CONSTRUCTION	HSIP	\$2,000,000.00	\$1,800,000.00	\$200,000.00	\$0.00

REVISION HISTORY

2/28/2014 Amend# 2014-007 This project is being adjusted to add \$ 3,150,000 (federal share) HSIP funds in FY 2014.

PROJECT NOTES



3.5 Funding Tables

Table 3. FY 2014-2017 TDOT Program Revenues

Funding Program	FY 2014	FY 2015	FY 2016	FY 2017	TOTAL
Total Amount Programmed	\$209,034,758.00	\$27,313,090.00	\$20,573,669.00	\$15,572,729.00	\$272,494,246.00
Congestion Mitigation Air Quality Program (CMAQ)	\$11,661,861.00	\$0.00	\$0.00	\$0.00	\$11,661,861.00
Federal Earmark - High Priority (HPP)	\$12,980,110.00	\$1,026,646.00	\$5,677,613.00	\$0.00	\$19,684,369.00
Highway Safety Improvement Program (HSIP)	\$1,934,640.00	\$1,800,000.00	\$1,800,000.00	\$1,800,000.00	\$7,334,640.00
Intelligent Transportation Systems (ITS)	\$1,891,073.00	\$0.00	\$0.00	\$0.00	\$1,891,073.00
National Highway Performance Program (NHPP)	\$114,932,500.00	\$16,640,000.00	\$5,600,000.00	\$5,600,000.00	\$142,772,500.00
Safe Routes to School (SRTS)	\$963,703.00	\$0.00	\$0.00	\$0.00	\$963,703.00
Surface Transportation Program - State Program (STP)	\$19,651,480.00	\$2,400,000.00	\$2,400,000.00	\$2,400,000.00	\$26,851,480.00
Transportation Enhancement Program (ENH)	\$8,022,389.00	\$0.00	\$0.00	\$0.00	\$8,022,389.00
State Funds (including state matching funds)	\$36,997,002.00	\$5,446,444.00	\$5,096,056.00	\$5,772,729.00	\$53,312,231.00

Table 4. FY 2014-2017 TDOT Program Expenditures

Funding Program	FY 2014	FY 2015	FY 2016	FY 2017	TOTAL
Total Amount Programmed	\$204,090,758.00	\$32,313,090.00	\$20,573,669.00	\$15,572,729.00	\$272,550,246.00
Congestion Mitigation Air Quality Program (CMAQ)	\$11,661,861.00	\$0.00	\$0.00	\$0.00	\$11,661,861.00
Federal Earmark - High Priority (HPP)	\$12,980,110.00	\$1,026,646.00	\$5,677,613.00	\$0.00	\$19,684,369.00
Highway Safety Improvement Program (HSIP)	\$1,934,640.00	\$1,800,000.00	\$1,800,000.00	\$1,800,000.00	\$7,334,640.00
Intelligent Transportation Systems (ITS)	\$1,891,073.00	\$0.00	\$0.00	\$0.00	\$1,891,073.00
National Highway Performance Program (NHPP)	\$110,432,500.00	\$21,140,000.00	\$5,600,000.00	\$5,600,000.00	\$142,772,500.00
Safe Routes to School (SRTS)	\$963,703.00	\$0.00	\$0.00	\$0.00	\$963,703.00
Surface Transportation Program - State Program (STP)	\$18,451,480.00	\$2,400,000.00	\$2,400,000.00	\$2,400,000.00	\$25,651,480.00
Transportation Enhancement Program (ENH)	\$8,022,389.00	\$0.00	\$0.00	\$0.00	\$8,022,389.00
State Funds (including state matching funds)	\$37,753,002.00	\$5,946,444.00	\$5,096,056.00	\$5,772,729.00	\$54,568,231.00

3.5 Funding Tables

Table 3. FY 2014-2017 TDOT Program Revenues

Funding Program	FY 2014	FY 2015	FY 2016	FY 2017	TOTAL
Total Amount Programmed	\$212,534,758.00	\$27,313,090.00	\$20,573,669.00	\$15,572,729.00	\$275,994,246.00
Congestion Mitigation Air Quality Program (CMAQ)	\$11,661,861.00	\$0.00	\$0.00	\$0.00	\$11,661,861.00
Federal Earmark - High Priority (HPP)	\$12,980,110.00	\$1,026,646.00	\$5,677,613.00	\$0.00	\$19,684,369.00
Highway Safety Improvement Program (HSIP)	\$5,084,640.00	\$1,800,000.00	\$1,800,000.00	\$1,800,000.00	\$10,484,640.00
Intelligent Transportation Systems (ITS)	\$1,891,073.00	\$0.00	\$0.00	\$0.00	\$1,891,073.00
National Highway Performance Program (NHPP)	\$114,932,500.00	\$16,640,000.00	\$5,600,000.00	\$5,600,000.00	\$142,772,500.00
Safe Routes to School (SRTS)	\$963,703.00	\$0.00	\$0.00	\$0.00	\$963,703.00
Surface Transportation Program - State Program (STP)	\$19,651,480.00	\$2,400,000.00	\$2,400,000.00	\$2,400,000.00	\$26,851,480.00
Transportation Enhancement Program (ENH)	\$8,022,389.00	\$0.00	\$0.00	\$0.00	\$8,022,389.00
State Funds (including state matching funds)	\$37,347,002.00	\$5,446,444.00	\$5,096,056.00	\$5,772,729.00	\$53,662,231.00

Table 4. FY 2014-2017 TDOT Program Expenditures

Funding Program	FY 2014	FY 2015	FY 2016	FY 2017	TOTAL
Total Amount Programmed	\$207,590,758.00	\$32,313,090.00	\$20,573,669.00	\$15,572,729.00	\$276,050,246.00
Congestion Mitigation Air Quality Program (CMAQ)	\$11,661,861.00	\$0.00	\$0.00	\$0.00	\$11,661,861.00
Federal Earmark - High Priority (HPP)	\$12,980,110.00	\$1,026,646.00	\$5,677,613.00	\$0.00	\$19,684,369.00
Highway Safety Improvement Program (HSIP)	\$5,084,640.00	\$1,800,000.00	\$1,800,000.00	\$1,800,000.00	\$10,484,640.00
Intelligent Transportation Systems (ITS)	\$1,891,073.00	\$0.00	\$0.00	\$0.00	\$1,891,073.00
National Highway Performance Program (NHPP)	\$110,432,500.00	\$21,140,000.00	\$5,600,000.00	\$5,600,000.00	\$142,772,500.00
Safe Routes to School (SRTS)	\$963,703.00	\$0.00	\$0.00	\$0.00	\$963,703.00
Surface Transportation Program - State Program (STP)	\$18,451,480.00	\$2,400,000.00	\$2,400,000.00	\$2,400,000.00	\$25,651,480.00
Transportation Enhancement Program (ENH)	\$8,022,389.00	\$0.00	\$0.00	\$0.00	\$8,022,389.00
State Funds (including state matching funds)	\$38,103,002.00	\$5,946,444.00	\$5,096,056.00	\$5,772,729.00	\$54,918,231.00