



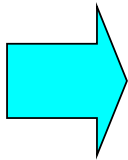
Administrative Adjustment to The Fiscal Years 2014-2017
Transportation Improvement Program

Administrative Modification #: 2014-011
TIP Number: 2014-89-047

FROM:

TIP# 2014-89-047						
Jurisdiction:		TDOT				
Project:		Surface Transportation Program (STP) Grouping				
Termini:		Regionwide - Nashville Area MPO				
Description:		See attachment 1 in TIP document for a more comprehensive list of activities included but not limited for eligibility.				
FY	Work	Funding	Total	Fed	State	Local
2014	CONST	STP	3,000,000	2,400,000	600,000	0
2015	CONST	STP	3,000,000	2,400,000	600,000	0
2016	CONST	STP	3,000,000	2,400,000	600,000	0
2017	CONST	STP	3,000,000	2,400,000	600,000	0
TOTAL			12,000,000	9,600,000	2,400,000	0

TO:



TIP# 2014-89-047						
Jurisdiction:		TDOT				
Project:		Surface Transportation Program (STP) Grouping				
Termini:		Regionwide - Nashville Area MPO				
Description:		See attachment 1 in TIP document for a more comprehensive list of activities included but not limited for eligibility.				
FY	Work	Funding	Total	Fed	State	Local
2014	PE, ROW, CONST	STP	4,000,000	3,200,000	800,000	0
2015	PE, ROW, CONST	STP	3,000,000	2,400,000	600,000	0
2016	PE, ROW, CONST	STP	3,000,000	2,400,000	600,000	0
2017	PE, ROW, CONST	STP	3,000,000	2,400,000	600,000	0
TOTAL			13,000,000	10,400,000	2,600,000	0

*This project is being adjusted to add \$800,000 (federal share) in STP funds in FY 2014. Some of the adjusted amount was increased in previous adjustments made and not communicated by TDOT. See additional supporting documentation. The type of work for all fiscal years was changed to "PE, ROW, CONST." The adjustment also includes an updated groupings crosswalk outlining those projects that might be authorized with a higher federal share.



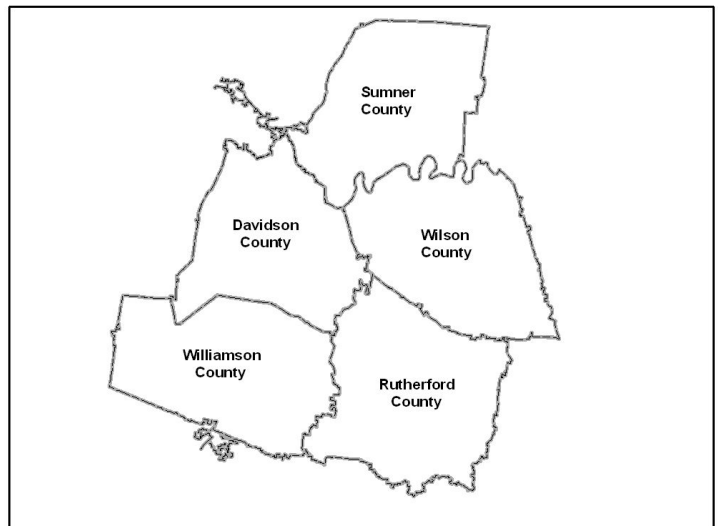
Transportation Improvement Program for FYs 2014-2017

Project Name	Surface Transportation Program (STP) Grouping		TIP #	2014-89-047
Improvement Type	Road Upgrades		Lead Agency	TDOT
County	Multi-County	Length	0.00	Regional Plan ID Consistent
Air Quality Status	Exempt	TDOT PIN		Project Cost \$12,000,000.00
Route	Surface Transportation Program (STP) Grouping			
Location	Regionwide - Nashville Area MPO			
Project Description	See attachment 1 for a more comprehensive list of activities included but not limited for eligibility.			

Fiscal Year	Type of Work	Funding Type	Total Funds	Federal Funds	State Funds	Local funds
2014	CONSTRUCTION	STP	\$3,000,000.00	\$2,400,000.00	\$600,000.00	\$0.00
2015	CONSTRUCTION	STP	\$3,000,000.00	\$2,400,000.00	\$600,000.00	\$0.00
2016	CONSTRUCTION	STP	\$3,000,000.00	\$2,400,000.00	\$600,000.00	\$0.00
2017	CONSTRUCTION	STP	\$3,000,000.00	\$2,400,000.00	\$600,000.00	\$0.00

REVISION HISTORY

PROJECT NOTES





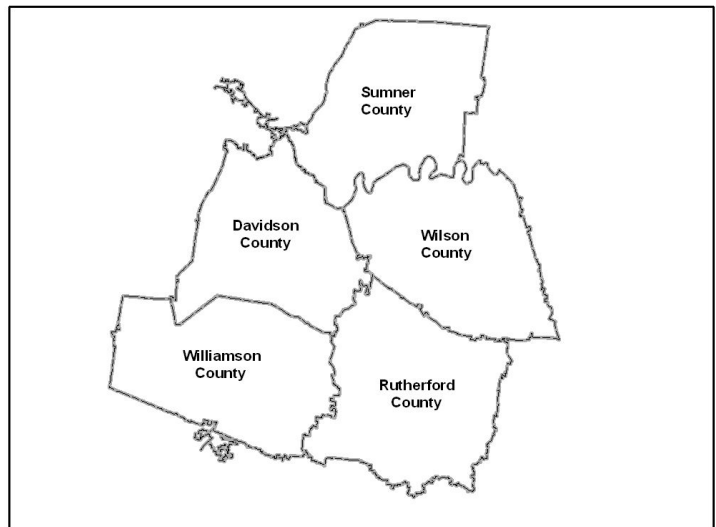
Transportation Improvement Program for FYs 2014-2017

Project Name	Surface Transportation Program (STP) Grouping		TIP #	2014-89-047
Improvement Type	Road Upgrades		Lead Agency	TDOT
County	Multi-County	Length	0.00	Regional Plan ID Consistent
Air Quality Status	Exempt	TDOT PIN		Project Cost \$13,000,000.00
Route	Surface Transportation Program (STP) Grouping			
Location	Regionwide - Nashville Area MPO			
Project Description	See attachment 1 for a more comprehensive list of activities included but not limited for eligibility.			

Fiscal Year	Type of Work	Funding Type	Total Funds	Federal Funds	State Funds	Local funds
2014	PE, ROW, CONSTRUCTION	STP	\$4,000,000.00	\$3,200,000.00	\$800,000.00	\$0.00
2015	PE, ROW, CONSTRUCTION	STP	\$3,000,000.00	\$2,400,000.00	\$600,000.00	\$0.00
2016	PE, ROW, CONSTRUCTION	STP	\$3,000,000.00	\$2,400,000.00	\$600,000.00	\$0.00
2017	PE, ROW, CONSTRUCTION	STP	\$3,000,000.00	\$2,400,000.00	\$600,000.00	\$0.00

REVISION HISTORY

4/24/2014 Amend# 2014-011 This project is being adjusted to add \$800,000 (federal share) in STP funds in FY 2014. Some of the adjusted amount was increased in previous adjustments made and not communicated by TDOT. See additional supporting documentation. The type of work for all fiscal years was changed to "PE, ROW, CONST." The adjustment also includes an updated groupings crosswalk outlining those projects that might be authorized with a higher federal share.



PROJECT NOTES

3.5 Funding Tables

Table 3. FY 2014-2017 TDOT Program Revenues

Funding Program	FY 2014	FY 2015	FY 2016	FY 2017	TOTAL
Total Amount Programmed	\$234,421,339.00	\$32,313,090.00	\$20,573,669.00	\$15,572,729.00	\$302,880,827.00
Congestion Mitigation Air Quality Program (CMAQ)	\$12,488,925.00	\$0.00	\$0.00	\$0.00	\$12,488,925.00
Federal Earmark - High Priority (HPP)	\$16,668,424.00	\$1,026,646.00	\$5,677,613.00	\$0.00	\$23,372,683.00
Highway Safety Improvement Program (HSIP)	\$6,584,640.00	\$1,800,000.00	\$1,800,000.00	\$1,800,000.00	\$11,984,640.00
Intelligent Transportation Systems (ITS)	\$1,891,073.00	\$0.00	\$0.00	\$0.00	\$1,891,073.00
National Highway Performance Program (NHPP)	\$124,832,500.00	\$21,140,000.00	\$5,600,000.00	\$5,600,000.00	\$157,172,500.00
Safe Routes to School (SRTS)	\$1,273,119.00	\$0.00	\$0.00	\$0.00	\$1,273,119.00
Surface Transportation Program - State Program (STP)	\$18,820,691.00	\$2,400,000.00	\$2,400,000.00	\$2,400,000.00	\$26,020,691.00
Transportation Enhancement Program (ENH)	\$8,522,389.00	\$0.00	\$0.00	\$0.00	\$8,522,389.00
State Funds (including state matching funds)	\$43,339,578.00	\$5,946,444.00	\$5,096,056.00	\$5,772,729.00	\$60,154,807.00

Table 4. FY 2014-2017 TDOT Program Expenditures

Funding Program	FY 2014	FY 2015	FY 2016	FY 2017	TOTAL
Total Amount Programmed	\$234,421,339.00	\$32,313,090.00	\$20,573,669.00	\$15,572,729.00	\$302,880,827.00
Congestion Mitigation Air Quality Program (CMAQ)	\$12,488,925.00	\$0.00	\$0.00	\$0.00	\$12,488,925.00
Federal Earmark - High Priority (HPP)	\$16,668,424.00	\$1,026,646.00	\$5,677,613.00	\$0.00	\$23,372,683.00
Highway Safety Improvement Program (HSIP)	\$6,584,640.00	\$1,800,000.00	\$1,800,000.00	\$1,800,000.00	\$11,984,640.00
Intelligent Transportation Systems (ITS)	\$1,891,073.00	\$0.00	\$0.00	\$0.00	\$1,891,073.00
National Highway Performance Program (NHPP)	\$124,832,500.00	\$21,140,000.00	\$5,600,000.00	\$5,600,000.00	\$157,172,500.00
Safe Routes to School (SRTS)	\$1,273,119.00	\$0.00	\$0.00	\$0.00	\$1,273,119.00
Surface Transportation Program - State Program (STP)	\$18,820,691.00	\$2,400,000.00	\$2,400,000.00	\$2,400,000.00	\$26,020,691.00
Transportation Enhancement Program (ENH)	\$8,522,389.00	\$0.00	\$0.00	\$0.00	\$8,522,389.00
State Funds (including state matching funds)	\$43,339,578.00	\$5,946,444.00	\$5,096,056.00	\$5,772,729.00	\$60,154,807.00

REVISED

3.5 Funding Tables

Table 3. FY 2014-2017 TDOT Program Revenues

Funding Program	FY 2014	FY 2015	FY 2016	FY 2017	TOTAL
Total Amount Programmed	\$235,421,339.00	\$32,313,090.00	\$20,573,669.00	\$15,572,729.00	\$303,880,827.00
Congestion Mitigation Air Quality Program (CMAQ)	\$12,488,925.00	\$0.00	\$0.00	\$0.00	\$12,488,925.00
Federal Earmark - High Priority (HPP)	\$16,668,424.00	\$1,026,646.00	\$5,677,613.00	\$0.00	\$23,372,683.00
Highway Safety Improvement Program (HSIP)	\$6,584,640.00	\$1,800,000.00	\$1,800,000.00	\$1,800,000.00	\$11,984,640.00
Intelligent Transportation Systems (ITS)	\$1,891,073.00	\$0.00	\$0.00	\$0.00	\$1,891,073.00
National Highway Performance Program (NHPP)	\$124,832,500.00	\$21,140,000.00	\$5,600,000.00	\$5,600,000.00	\$157,172,500.00
Safe Routes to School (SRTS)	\$1,273,119.00	\$0.00	\$0.00	\$0.00	\$1,273,119.00
Surface Transportation Program - State Program (STP)	\$19,620,691.00	\$2,400,000.00	\$2,400,000.00	\$2,400,000.00	\$26,820,691.00
Transportation Enhancement Program (ENH)	\$8,522,389.00	\$0.00	\$0.00	\$0.00	\$8,522,389.00
State Funds (including state matching funds)	\$43,539,578.00	\$5,946,444.00	\$5,096,056.00	\$5,772,729.00	\$60,354,807.00

Table 4. FY 2014-2017 TDOT Program Expenditures

Funding Program	FY 2014	FY 2015	FY 2016	FY 2017	TOTAL
Total Amount Programmed	\$235,421,339.00	\$32,313,090.00	\$20,573,669.00	\$15,572,729.00	\$303,880,827.00
Congestion Mitigation Air Quality Program (CMAQ)	\$12,488,925.00	\$0.00	\$0.00	\$0.00	\$12,488,925.00
Federal Earmark - High Priority (HPP)	\$16,668,424.00	\$1,026,646.00	\$5,677,613.00	\$0.00	\$23,372,683.00
Highway Safety Improvement Program (HSIP)	\$6,584,640.00	\$1,800,000.00	\$1,800,000.00	\$1,800,000.00	\$11,984,640.00
Intelligent Transportation Systems (ITS)	\$1,891,073.00	\$0.00	\$0.00	\$0.00	\$1,891,073.00
National Highway Performance Program (NHPP)	\$124,832,500.00	\$21,140,000.00	\$5,600,000.00	\$5,600,000.00	\$157,172,500.00
Safe Routes to School (SRTS)	\$1,273,119.00	\$0.00	\$0.00	\$0.00	\$1,273,119.00
Surface Transportation Program - State Program (STP)	\$19,620,691.00	\$2,400,000.00	\$2,400,000.00	\$2,400,000.00	\$26,820,691.00
Transportation Enhancement Program (ENH)	\$8,522,389.00	\$0.00	\$0.00	\$0.00	\$8,522,389.00
State Funds (including state matching funds)	\$43,539,578.00	\$5,946,444.00	\$5,096,056.00	\$5,772,729.00	\$60,354,807.00

<p>Surface Transportation Program (STP) Grouping</p> <p>TIP# - S2013-033</p> <p>STP</p>	<p>Projects for the preservation and improvement of the conditions and performance of Federal-aid highways and public roads, including:</p> <ul style="list-style-type: none"> • Rehabilitation, resurfacing, restoration, preservation, and operational improvements on Federal-aid highways and designated routes of the Appalachian Development Highway System (ADHS) and local access roads under 40 U.S.C. 14501, • Traffic operations on Federal-aid highways, • Bridge and tunnel improvements on public roads, • Safety improvements on public roads, • Bicycle and pedestrian improvements on public roads, and • Environmental mitigation. 	<ul style="list-style-type: none"> • Minor rehabilitation, pavement resurfacing, preventative maintenance, restoration, and pavement preservation treatments to extend the service life of highway infrastructure, including pavement markings and improvements to roadside hardware or sight distance • Highway improvement work including slide repair, rock fall mitigation, drainage repairs, or other preventative work necessary to maintain or extend the service life of the existing infrastructure in a good operational condition • Minor operational and safety improvements to intersections and interchanges such as adding turn lanes, addressing existing geometric deficiencies, and extending on/off ramps • Capital and operating costs for intelligent transportation systems (ITS) and traffic monitoring, management, and control facilities and programs: <ul style="list-style-type: none"> ○ Infrastructure-based intelligent transportation systems (ITS) capital improvements ○ Traffic Management Center (TMC) operations and utilities ○ Freeway service patrols ○ Traveler information • Bridge and tunnel construction, replacement, rehabilitation, preservation, protection, inspection, evaluation, and inspector training and inspection and evaluation of other infrastructure assets, such as signs, walls, and drainage structures • Development and implementation of a State Asset Management Plan including data collection, maintenance and integration, software costs, and equipment costs that support the development of performance-based management systems for infrastructure • Rail-highway grade crossing improvements • Highway safety improvements: <ul style="list-style-type: none"> ○ Installation of new or improvement of existing guardrail ○ Installation of traffic signs and signals/lights ○ Spot safety improvements • Sidewalk improvements • Pedestrian and/or bicycle facilities • Traffic calming and traffic diversion improvements • Transportation Alternatives as defined by 23 U.S.C. 213(B), 23 U.S.C. 101(A)(29), and Section 1122 of MAP-21 • Noise walls • Wetland and/or stream mitigation • Environmental restoration and pollution abatement • Control of noxious weeds and establishment of native species
<p>Grouping Category</p>	<p>Function of Grouping Activities</p>	<p>Allowable Work Types</p>
<p>National Highway Performance Program</p>	<p>Projects for the preservation and improvement of the conditions and performance of the National Highway</p>	<ul style="list-style-type: none"> • Minor rehabilitation, pavement resurfacing, preventative maintenance, restoration, and pavement preservation treatments to extend the service life of highway infrastructure, including pavement markings and improvements to roadside hardware or sight distance

Grouping Category	Function of Grouping Activities	Allowable Work Types
<p>Surface Transportation Program (STP) Grouping</p> <p>TIP# 2014-89-047</p>	<p>Projects for the preservation and improvement of the conditions and performance of Federal-aid highways and public roads, including:</p> <ul style="list-style-type: none"> • Rehabilitation, resurfacing, restoration, preservation, and operational improvements on Federal-aid highways and designated routes of the Appalachian Development Highway System (ADHS) and local access roads under 40 U.S.C. 14501, • Traffic operations on Federal-aid highways, • Bridge and tunnel improvements on public roads, • Safety improvements on public roads, • Bicycle and pedestrian improvements on public roads, and • Environmental mitigation. 	<ul style="list-style-type: none"> • Minor rehabilitation, pavement resurfacing, preventative maintenance, restoration, and pavement preservation treatments to extend the service life of highway infrastructure, including pavement markings and improvements to roadside hardware or sight distance • Highway improvement work including slide repair, rock fall mitigation, drainage repairs, or other preventative work necessary to maintain or extend the service life of the existing infrastructure in a good operational condition • Minor operational and safety improvements to intersections and interchanges such as adding turn lanes, addressing existing geometric deficiencies, and extending on/off ramps • Capital and operating costs for intelligent transportation systems (ITS) and traffic monitoring, management, and control facilities and programs: <ul style="list-style-type: none"> ○ Infrastructure-based intelligent transportation systems (ITS) capital improvements ○ Traffic Management Center (TMC) operations and utilities ○ Freeway service patrols ○ Traveler information • Bridge and tunnel construction, replacement, rehabilitation, preservation, protection, inspection, evaluation, and inspector training and inspection and evaluation of other infrastructure assets, such as signs, walls, and drainage structures • Development and implementation of a State Asset Management Plan including data collection, maintenance and integration, software costs, and equipment costs that support the development of performance-based management systems for infrastructure • Rail-highway grade crossing improvements • Highway safety improvements: <ul style="list-style-type: none"> ○ Installation of new or improvement of existing guardrail ○ Installation of traffic signs and signals/lights ○ Spot safety improvements • Sidewalk improvements • Pedestrian and/or bicycle facilities • Traffic calming and traffic diversion improvements • Transportation Alternatives as defined by 23 U.S.C. 213(B), 23 U.S.C. 101(A)(29), and Section 1122 of MAP-21 • Noise walls • Wetland and/or stream mitigation • Environmental restoration and pollution abatement • Control of noxious weeds and establishment of native species • Projects authorized from this grouping may be authorized with a different Federal percentage than shown in the grid based on one or more of the following: <ul style="list-style-type: none"> ○ 90% for certain Interstate projects under <u>23 U.S.C. 120(a)</u>; ○ 100% for certain safety items under <u>23 U.S.C. 120(c)</u>; or ○ 100% for Appalachian Development Highway System (ADHS) projects under <u>MAP-21 §1528 and 40 U.S.C. 14501</u>.