



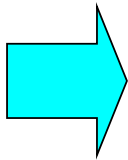
Administrative Adjustment to The Fiscal Years 2014-2017
Transportation Improvement Program

Administrative Modification #: 2014-014
TIP Number: 2008-84-013

FROM:

TIP# 2008-84-013						
Jurisdiction: TDOT						
Project: Highway Safety Improvement Program (HSIP) Grouping						
Termini: Regionwide - Nashville Area MPO						
Description: See attachment 1 in TIP document for a more comprehensive list of activities included but not limited for eligibility.						
FY	Work	Funding	Total	Fed	State	Local
2014	PE, ROW, CONST	HSIP	7,000,000	6,300,000	700,000	0
2015	PE, ROW, CONST	HSIP	2,000,000	1,800,000	200,000	0
2016	PE, ROW, CONST	HSIP	2,000,000	1,800,000	200,000	0
2017	PE, ROW, CONST	HSIP	2,000,000	1,800,000	200,000	0
TOTAL			13,000,000	11,700,000	1,300,000	0

TO:



TIP# 2008-84-013						
Jurisdiction: TDOT						
Project: Highway Safety Improvement Program (HSIP) Grouping						
Termini: Regionwide - Nashville Area MPO						
Description: See attachment 1 in TIP document for a more comprehensive list of activities included but not limited for eligibility.						
FY	Work	Funding	Total	Fed	State	Local
2014	PE, ROW, CONST	HSIP	7,000,000	6,300,000	700,000	0
2014	PE, ROW, CONST	PHSIP	700,000	700,000	0	0
2015	PE, ROW, CONST	HSIP	2,000,000	1,800,000	200,000	0
2016	PE, ROW, CONST	HSIP	2,000,000	1,800,000	200,000	0
2017	PE, ROW, CONST	HSIP	2,000,000	1,800,000	200,000	0
TOTAL			13,700,000	12,400,000	1,300,000	0

*This project is being adjusted to include \$700,000 (federal) in PHSIP funds in FY 2014.



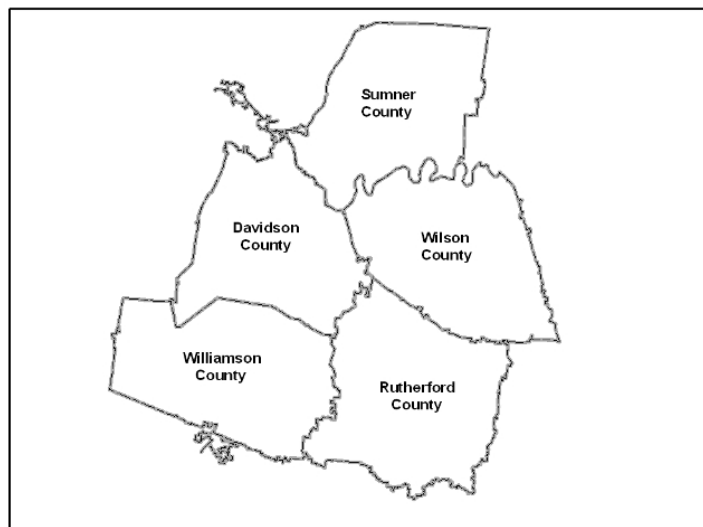
Transportation Improvement Program for FYs 2014-2017

Project Name	Highway Safety Improvement Program (HSIP) Grouping		TIP #	2008-84-013
Improvement Type	Safety		Lead Agency	TDOT
County	Multi-County	Length	0.00	Regional Plan ID 1089-902
Air Quality Status	Exempt	TDOT PIN	112112.00	Project Cost \$13,000,000.00
Route	Highway Safety Improvement Program (HSIP) Grouping			
Location	Regionwide - Nashville Area MPO			
Project Description	See attachment 1 for a more comprehensive list of activities included but not limited for eligibility.			

Fiscal Year	Type of Work	Funding Type	Total Funds	Federal Funds	State Funds	Local funds
2014	PE, ROW, CONSTRUCTION	HSIP	\$7,000,000.00	\$6,300,000.00	\$700,000.00	\$0.00
2015	PE, ROW, CONSTRUCTION	HSIP	\$2,000,000.00	\$1,800,000.00	\$200,000.00	\$0.00
2016	PE, ROW, CONSTRUCTION	HSIP	\$2,000,000.00	\$1,800,000.00	\$200,000.00	\$0.00
2017	PE, ROW, CONSTRUCTION	HSIP	\$2,000,000.00	\$1,800,000.00	\$200,000.00	\$0.00

REVISION HISTORY

2/28/2014	Amend# 2014-007	This project is being adjusted to add \$ 3,150,000 (federal share) HSIP funds in FY 2014.
4/24/2014	Amend# 2014-010	This project is being adjusted to add \$1,500,000 (federal share) in HSIP funds in FY 2014. The type of work for all fiscal years was changed to "PE, ROW, CONST." The adjustment also includes an updated groupings crosswalk outlining those projects that might be authorized with a higher federal share.



PROJECT NOTES



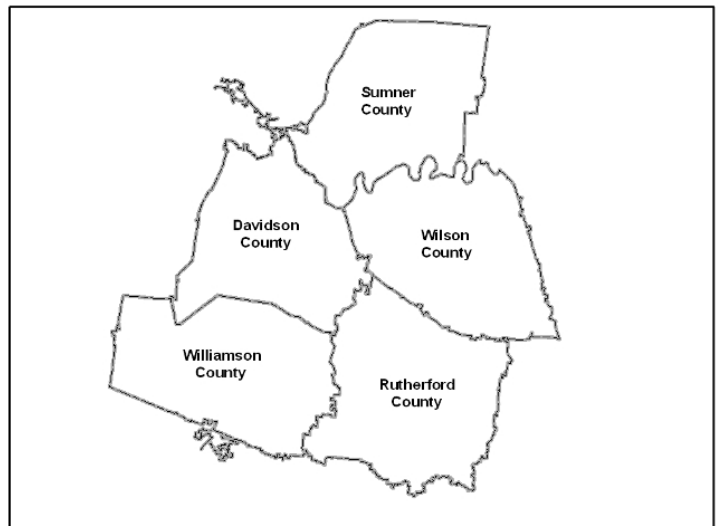
Transportation Improvement Program for FYs 2014-2017

Project Name	Highway Safety Improvement Program (HSIP) Grouping		TIP #	2008-84-013
Improvement Type	Safety		Lead Agency	TDOT
County	Multi-County	Length	0.00	Regional Plan ID 1089-902
Air Quality Status	Exempt	TDOT PIN	112112.00	Project Cost \$13,700,000.00
Route	Highway Safety Improvement Program (HSIP) Grouping			
Location	Regionwide - Nashville Area MPO			
Project Description	See attachment 1 for a more comprehensive list of activities included but not limited for eligibility.			

Fiscal Year	Type of Work	Funding Type	Total Funds	Federal Funds	State Funds	Local funds
2014	PE, ROW, CONSTRUCTION	HSIP	\$7,000,000.00	\$6,300,000.00	\$700,000.00	\$0.00
2014	PE, ROW, CONSTRUCTION	HSIP (PHSIP)	\$700,000.00	\$700,000.00	\$0.00	\$0.00
2015	PE, ROW, CONSTRUCTION	HSIP	\$2,000,000.00	\$1,800,000.00	\$200,000.00	\$0.00
2016	PE, ROW, CONSTRUCTION	HSIP	\$2,000,000.00	\$1,800,000.00	\$200,000.00	\$0.00
2017	PE, ROW, CONSTRUCTION	HSIP	\$2,000,000.00	\$1,800,000.00	\$200,000.00	\$0.00

REVISION HISTORY

2/28/2014	Amend# 2014-007	This project is being adjusted to add \$ 3,150,000 (federal share) HSIP funds in FY 2014.
4/24/2014	Amend# 2014-010	This project is being adjusted to add \$1,500,000 (federal share) in HSIP funds in FY 2014. The type of work for all fiscal years was changed to "PE, ROW, CONST." The adjustment also includes an updated groupings crosswalk outlining those projects that might be authorized with a higher federal share.
5/23/2014	Amend# 2014-014	This project is being adjusted to include \$700,000 (federal) of PHSIP funds in FY 2014



PROJECT NOTES

ORIGINAL

3.5 Funding Tables

Table 3. FY 2014-2017 TDOT Program Revenues

Funding Program	FY 2014	FY 2015	FY 2016	FY 2017	TOTAL
Total Amount Programmed	\$235,780,339.00	\$32,313,090.00	\$20,573,669.00	\$15,572,729.00	\$304,239,827.00
Congestion Mitigation Air Quality Program (CMAQ)	\$12,488,925.00	\$0.00	\$0.00	\$0.00	\$12,488,925.00
Federal Earmark - High Priority (HPP)	\$16,668,424.00	\$1,026,646.00	\$5,677,613.00	\$0.00	\$23,372,683.00
Highway Safety Improvement Program (HSIP)	\$6,584,640.00	\$1,800,000.00	\$1,800,000.00	\$1,800,000.00	\$11,984,640.00
Intelligent Transportation Systems (ITS)	\$1,891,073.00	\$0.00	\$0.00	\$0.00	\$1,891,073.00
National Highway Performance Program (NHPP)	\$124,832,500.00	\$21,140,000.00	\$5,600,000.00	\$5,600,000.00	\$157,172,500.00
Safe Routes to School (SRTS)	\$1,273,119.00	\$0.00	\$0.00	\$0.00	\$1,273,119.00
Surface Transportation Program - State Program (STP)	\$19,620,691.00	\$2,400,000.00	\$2,400,000.00	\$2,400,000.00	\$26,820,691.00
Transportation Enhancement Program (ENH)	\$8,522,389.00	\$0.00	\$0.00	\$0.00	\$8,522,389.00
State Funds (including state matching funds)	\$43,898,578.00	\$5,946,444.00	\$5,096,056.00	\$5,772,729.00	\$60,713,807.00

Table 4. FY 2014-2017 TDOT Program Expenditures

Funding Program	FY 2014	FY 2015	FY 2016	FY 2017	TOTAL
Total Amount Programmed	\$235,780,339.00	\$32,313,090.00	\$20,573,669.00	\$15,572,729.00	\$304,239,827.00
Congestion Mitigation Air Quality Program (CMAQ)	\$12,488,925.00	\$0.00	\$0.00	\$0.00	\$12,488,925.00
Federal Earmark - High Priority (HPP)	\$16,668,424.00	\$1,026,646.00	\$5,677,613.00	\$0.00	\$23,372,683.00
Highway Safety Improvement Program (HSIP)	\$6,584,640.00	\$1,800,000.00	\$1,800,000.00	\$1,800,000.00	\$11,984,640.00
Intelligent Transportation Systems (ITS)	\$1,891,073.00	\$0.00	\$0.00	\$0.00	\$1,891,073.00
National Highway Performance Program (NHPP)	\$124,832,500.00	\$21,140,000.00	\$5,600,000.00	\$5,600,000.00	\$157,172,500.00
Safe Routes to School (SRTS)	\$1,273,119.00	\$0.00	\$0.00	\$0.00	\$1,273,119.00
Surface Transportation Program - State Program (STP)	\$19,620,691.00	\$2,400,000.00	\$2,400,000.00	\$2,400,000.00	\$26,820,691.00
Transportation Enhancement Program (ENH)	\$8,522,389.00	\$0.00	\$0.00	\$0.00	\$8,522,389.00
State Funds (including state matching funds)	\$43,898,578.00	\$5,946,444.00	\$5,096,056.00	\$5,772,729.00	\$60,713,807.00

REVISED

3.5 Funding Tables

Table 3. FY 2014-2017 TDOT Program Revenues

Funding Program	FY 2014	FY 2015	FY 2016	FY 2017	TOTAL
Total Amount Programmed	\$235,780,339.00	\$32,313,090.00	\$20,573,669.00	\$15,572,729.00	\$304,239,827.00
Congestion Mitigation Air Quality Program (CMAQ)	\$12,488,925.00	\$0.00	\$0.00	\$0.00	\$12,488,925.00
Federal Earmark - High Priority (HPP)	\$16,668,424.00	\$1,026,646.00	\$5,677,613.00	\$0.00	\$23,372,683.00
Highway Safety Improvement Program (HSIP)	\$7,284,640.00	\$1,800,000.00	\$1,800,000.00	\$1,800,000.00	\$12,684,640.00
Intelligent Transportation Systems (ITS)	\$1,891,073.00	\$0.00	\$0.00	\$0.00	\$1,891,073.00
National Highway Performance Program (NHPP)	\$124,832,500.00	\$21,140,000.00	\$5,600,000.00	\$5,600,000.00	\$157,172,500.00
Safe Routes to School (SRTS)	\$1,273,119.00	\$0.00	\$0.00	\$0.00	\$1,273,119.00
Surface Transportation Program - State Program (STP)	\$19,620,691.00	\$2,400,000.00	\$2,400,000.00	\$2,400,000.00	\$26,820,691.00
Transportation Enhancement Program (ENH)	\$8,522,389.00	\$0.00	\$0.00	\$0.00	\$8,522,389.00
State Funds (including state matching funds)	\$43,898,578.00	\$5,946,444.00	\$5,096,056.00	\$5,772,729.00	\$60,713,807.00

Table 4. FY 2014-2017 TDOT Program Expenditures

Funding Program	FY 2014	FY 2015	FY 2016	FY 2017	TOTAL
Total Amount Programmed	\$235,780,339.00	\$32,313,090.00	\$20,573,669.00	\$15,572,729.00	\$304,239,827.00
Congestion Mitigation Air Quality Program (CMAQ)	\$12,488,925.00	\$0.00	\$0.00	\$0.00	\$12,488,925.00
Federal Earmark - High Priority (HPP)	\$16,668,424.00	\$1,026,646.00	\$5,677,613.00	\$0.00	\$23,372,683.00
Highway Safety Improvement Program (HSIP)	\$7,284,640.00	\$1,800,000.00	\$1,800,000.00	\$1,800,000.00	\$12,684,640.00
Intelligent Transportation Systems (ITS)	\$1,891,073.00	\$0.00	\$0.00	\$0.00	\$1,891,073.00
National Highway Performance Program (NHPP)	\$124,832,500.00	\$21,140,000.00	\$5,600,000.00	\$5,600,000.00	\$157,172,500.00
Safe Routes to School (SRTS)	\$1,273,119.00	\$0.00	\$0.00	\$0.00	\$1,273,119.00
Surface Transportation Program - State Program (STP)	\$19,620,691.00	\$2,400,000.00	\$2,400,000.00	\$2,400,000.00	\$26,820,691.00
Transportation Enhancement Program (ENH)	\$8,522,389.00	\$0.00	\$0.00	\$0.00	\$8,522,389.00
State Funds (including state matching funds)	\$43,898,578.00	\$5,946,444.00	\$5,096,056.00	\$5,772,729.00	\$60,713,807.00