

**TENNESSEE DEPARTMENT OF TRANSPORTATION  
 FY 2014 THRU FY 2017  
 TRANSPORTATION IMPROVEMENT PROGRAM  
 TITLE 23 U.S.C., SECTIONS 105 & 135**

OLD PAGE

<b>STIP #</b>	1419101	<b>TDOT PIN</b>		<b>LENGTH IN MILES</b>		<b>LEAD AGENCY</b>	TDOT
<b>COUNTY:</b>	DAVIDSON, RUTHERFORD, SUMNER, WILLIAMSON, WILSON, ROBERTSON, MAURY			<b>TOTAL PROJECT COST</b>	\$23,670,000	<b>TIP NO:</b>	2008-84-013
<b>ROUTE:</b>							
<b>TERMINI :</b>	NASHVILLE MPO						
<b>PROJECT DESCRIPTION:</b>	ANY STRATEGY, ACTIVITY OR PROJECT ON A PUBLIC ROAD THAT IS CONSISTENT WITH THE STATE STRATEGIC HIGHWAY PLAN(SHSP) AND CORRECTS OR IMPROVES A HAZARDOUS ROAD LOCATION OR FEATURE OR ADDRESSES A HIGHWAY SAFETY PROBLEM. INCLUDING WORKFORCE DEVELOPMENT, TRAININ						
<b>REMARKS</b>							

<u>FISCAL YEAR</u>	<u>TYPE OF WORK</u>	<u>FUNDING TYPE</u>	<u>TOTAL FUNDS</u>	<u>FED FUNDS</u>	<u>STATE FUNDS</u>	<u>LOCAL FUNDS</u>
2014	PE, ROW, CONST	HSIP	10,000,000	9,000,000	1,000,000	
2014	PE, ROW, CONST	PHSIP	2,500,000	2,500,000		
2015	PE, ROW, CONST	HSIP	7,000,000	6,300,000	700,000	
2015	PE, ROW, CONST	PHSIP	170,000	170,000		
2016	PE, ROW, CONST	HSIP	2,000,000	1,800,000	200,000	
2017	PE, ROW, CONST	HSIP	2,000,000	1,800,000	200,000	

**TENNESSEE DEPARTMENT OF TRANSPORTATION  
 FY 2014 THRU FY 2017  
 TRANSPORTATION IMPROVEMENT PROGRAM  
 TITLE 23 U.S.C., SECTIONS 105 & 135**

**ADJUSTED PAGE**

**Adjustment Number:** 287

<b>STIP #</b>	1419101	<b>TDOT PIN</b>		<b>LENGTH IN MILES</b>		<b>LEAD AGENCY</b>	TDOT
<b>COUNTY:</b>	DAVIDSON, RUTHERFORD, SUMNER, WILLIAMSON, WILSON, ROBERTSON, MAURY	<b>TOTAL PROJECT COST</b>	\$24,000,000	<b>TIP NO:</b>	2008-84-013		
<b>ROUTE:</b>							
<b>TERMINI :</b>	NASHVILLE MPO						
<b>PROJECT DESCRIPTION:</b>	ANY STRATEGY, ACTIVITY OR PROJECT ON A PUBLIC ROAD THAT IS CONSISTENT WITH THE STATE STRATEGIC HIGHWAY PLAN(SHSP) AND CORRECTS OR IMPROVES A HAZARDOUS ROAD LOCATION OR FEATURE OR ADDRESSES A HIGHWAY SAFETY PROBLEM. INCLUDING WORKFORCE						
<b>REMARKS</b>							

<u>FISCAL YEAR</u>	<u>TYPE OF WORK</u>	<u>FUNDING TYPE</u>	<u>TOTAL FUNDS</u>	<u>FED FUNDS</u>	<u>STATE FUNDS</u>	<u>LOCAL FUNDS</u>
2014	PE, ROW, CONST	HSIP	10,000,000	9,000,000	1,000,000	
2014	PE, ROW, CONST	PHSIP	2,500,000	2,500,000		
2015	PE, ROW, CONST	HSIP	7,000,000	6,300,000	700,000	
2015	PE, ROW, CONST	PHSIP	500,000	500,000		
2016	PE, ROW, CONST	HSIP	2,000,000	1,800,000	200,000	
2017	PE, ROW, CONST	HSIP	2,000,000	1,800,000	200,000	

**NASHVILLE AREA MPO**

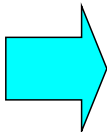


**Administrative Adjustment to The Fiscal Years 2014-2017  
Transportation Improvement Program**

**Administrative Modification #: 2015-029**  
**TIP Number: 2008-84-013**

**FROM:**

TIP# 2008-84-013						
Jurisdiction: TDOT						
Project: Highway Safety Improvement Program (HSIP) Grouping						
Termini: Regionwide						
Description: HSIP eligible project work						
FY	Work	Funding	Total	Fed	State	Local
2014	PE, ROW, CONST	HSIP	10,000,000	9,000,000	1,000,000	0
2014	PE, ROW, CONST	HSIP (PHSIP)	2,500,000	2,500,000	0	0
2015	PE, ROW, CONST	HSIP	7,000,000	6,300,000	700,000	0
2015	PE, ROW, CONST	HSIP (PHSIP)	170,000	170,000	0	0
2016	PE, ROW, CONST	HSIP	2,000,000	1,800,000	200,000	0
2017	PE, ROW, CONST	HSIP	2,000,000	1,800,000	200,000	0
<b>TOTAL</b>			<b>23,670,000</b>	<b>21,570,000</b>	<b>2,100,000</b>	<b>0</b>



**TO:**

TIP# 2008-84-013						
Jurisdiction: TDOT						
Project: Highway Safety Improvement Program (HSIP) Grouping						
Termini: Regionwide						
Description: HSIP eligible project work						
FY	Work	Funding	Total	Fed	State	Local
2014	PE, ROW, CONST	HSIP	10,000,000	9,000,000	1,000,000	0
2014	PE, ROW, CONST	HSIP (PHSIP)	2,500,000	2,500,000	0	0
2015	PE, ROW, CONST	HSIP	7,000,000	6,300,000	700,000	0
2015	PE, ROW, CONST	HSIP (PHSIP)	500,000	500,000	0	0
2016	PE, ROW, CONST	HSIP	2,000,000	1,800,000	200,000	0
2017	PE, ROW, CONST	HSIP	2,000,000	1,800,000	200,000	0
<b>TOTAL</b>			<b>24,000,000</b>	<b>21,900,000</b>	<b>2,100,000</b>	<b>0</b>

\*This project is being adjusted to add \$330,000 (federal) in HSIP funds to the project in FY15. The adjustment was requested directly to FHWA by TDOT.



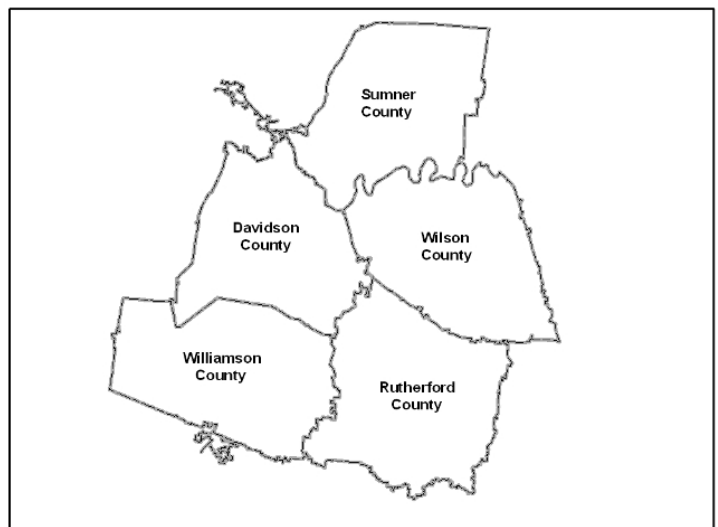
# Transportation Improvement Program for FYs 2014-2017

<b>Project Name</b>	<b>Highway Safety Improvement Program (HSIP) Grouping</b>		<b>TIP #</b>	2008-84-013
<b>Improvement Type</b>	Safety		<b>Lead Agency</b>	TDOT
<b>County</b>	Multi-County	<b>Length</b>	0.00	<b>Regional Plan ID</b> 1089-902
<b>Air Quality Status</b>	Exempt	<b>TDOT PIN</b>	112112.00	<b>Project Cost</b> \$18,500,000.00
<b>Route</b>	Highway Safety Improvement Program (HSIP) Grouping			
<b>Location</b>	Regionwide - Nashville Area MPO			
<b>Project Description</b>	See attachment 1 for a more comprehensive list of activities included but not limited for eligibility.			

Fiscal Year	Type of Work	Funding Type	Total Funds	Federal Funds	State Funds	Local funds
2014	PE, ROW, CONSTRUCTION	HSIP	\$10,000,000.00	\$9,000,000.00	\$1,000,000.00	\$0.00
2014	PE, ROW, CONSTRUCTION	HSIP (PHSIP)	\$2,500,000.00	\$2,500,000.00	\$0.00	\$0.00
2015	PE, ROW, CONSTRUCTION	HSIP	\$7,000,000.00	\$6,300,000.00	\$700,000.00	\$0.00
2015	PE, ROW, CONSTRUCTION	HSIP (PHSIP)	\$170,000.00	\$170,000.00	\$0.00	\$0.00
2016	PE, ROW, CONSTRUCTION	HSIP	\$2,000,000.00	\$1,800,000.00	\$200,000.00	\$0.00
2017	PE, ROW, CONSTRUCTION	HSIP	\$2,000,000.00	\$1,800,000.00	\$200,000.00	\$0.00

## REVISION HISTORY

2/28/2014	Amend# 2014-007	This project is being adjusted to add \$ 3,150,000 (federal share) HSIP funds in FY 2014.
4/24/2014	Amend# 2014-010	This project is being adjusted to add \$1,500,000 (federal share) in HSIP funds in FY 2014. The type of work for all fiscal years was changed to "PE, ROW, CONST." The adjustment also includes an updated groupings crosswalk outlining those projects that might be authorized with a higher federal share.
5/23/2014	Amend# 2014-014	This project is being adjusted to include \$700,000 (federal) of PHSIP funds in FY 2014





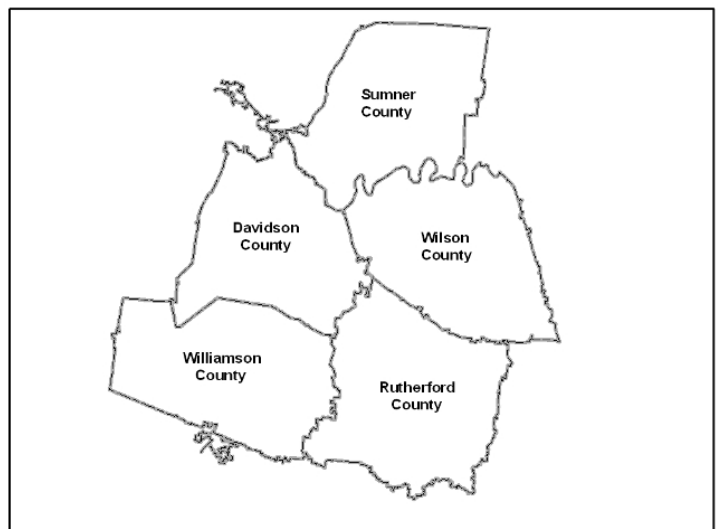
# Transportation Improvement Program for FYs 2014-2017

<b>Project Name</b>	<b>Highway Safety Improvement Program (HSIP) Grouping</b>		<b>TIP #</b>	2008-84-013
<b>Improvement Type</b>	Safety		<b>Lead Agency</b>	TDOT
<b>County</b>	Multi-County	<b>Length</b>	0.00	<b>Regional Plan ID</b> 1089-902
<b>Air Quality Status</b>	Exempt	<b>TDOT PIN</b>	112112.00	<b>Project Cost</b> \$24,000,000.00
<b>Route</b>	Highway Safety Improvement Program (HSIP) Grouping			
<b>Location</b>	Regionwide - Nashville Area MPO			
<b>Project Description</b>	See attachment 1 for a more comprehensive list of activities included but not limited for eligibility.			

Fiscal Year	Type of Work	Funding Type	Total Funds	Federal Funds	State Funds	Local funds
2014	PE, ROW, CONSTRUCTION	HSIP	\$10,000,000.00	\$9,000,000.00	\$1,000,000.00	\$0.00
2014	PE, ROW, CONSTRUCTION	HSIP (PHSIP)	\$2,500,000.00	\$2,500,000.00	\$0.00	\$0.00
2015	PE, ROW, CONSTRUCTION	HSIP	\$7,000,000.00	\$6,300,000.00	\$700,000.00	\$0.00
2015	PE, ROW, CONSTRUCTION	HSIP (PHSIP)	\$500,000.00	\$500,000.00	\$0.00	\$0.00
2016	PE, ROW, CONSTRUCTION	HSIP	\$2,000,000.00	\$1,800,000.00	\$200,000.00	\$0.00
2017	PE, ROW, CONSTRUCTION	HSIP	\$2,000,000.00	\$1,800,000.00	\$200,000.00	\$0.00

**REVISION HISTORY**

2/28/2014	Amend# 2014-007	This project is being adjusted to add \$ 3,150,000 (federal share) HSIP funds in FY 2014.
4/24/2014	Amend# 2014-010	This project is being adjusted to add \$1,500,000 (federal share) in HSIP funds in FY 2014. The type of work for all fiscal years was changed to "PE, ROW, CONST." The adjustment also includes an updated groupings crosswalk outlining those projects that might be authorized with a higher federal share.
5/23/2014	Amend# 2014-014	This project is being adjusted to include \$700,000 (federal) of PHSIP funds in FY 2014



**3.5 Funding Tables**

**Table 3. FY 2014-2017 TDOT Program Revenues**

<b>Funding Program</b>	<b>FY 2014</b>	<b>FY 2015</b>	<b>FY 2016</b>	<b>FY 2017</b>	<b>TOTAL</b>
Total Amount Programmed	\$317,495,127.00	\$162,274,004.00	\$47,280,203.00	\$16,266,067.00	\$543,315,401.00
Congestion Mitigation Air Quality Program (CMAQ)	\$14,610,125.00	\$3,984,317.00	\$759,957.00	\$554,670.00	\$19,909,069.00
Federal Earmark - High Priority (HPP)	\$16,848,404.00	\$1,166,595.00	\$5,677,613.00	\$0.00	\$23,692,612.00
Highway Safety Improvement Program (HSIP)	\$11,634,640.00	\$6,470,000.00	\$1,800,000.00	\$1,800,000.00	\$21,704,640.00
Intelligent Transportation Systems (ITS)	\$1,891,073.00	\$0.00	\$0.00	\$0.00	\$1,891,073.00
National Highway Performance Program (NHPP)	\$191,489,225.00	\$101,520,000.00	\$28,730,000.00	\$5,600,000.00	\$327,339,225.00
Safe Routes to School (SRTS)	\$1,273,119.00	\$205,137.00	\$107,909.00	\$0.00	\$1,586,165.00
Surface Transportation Program - State Program (STP)	\$17,651,480.00	\$22,160,000.00	\$2,400,000.00	\$2,400,000.00	\$44,611,480.00
Transportation Enhancement Program (ENH)	\$8,382,350.00	\$0.00	\$0.00	\$0.00	\$8,382,350.00
State Funds (including state matching funds)	\$52,831,768.00	\$26,767,955.00	\$7,804,724.00	\$5,911,397.00	\$93,315,844.00
Transportation Alternatives Program (TAP)	\$882,943.00	\$0.00	\$0.00	\$0.00	\$882,943.00

**Table 4. FY 2014-2017 TDOT Program Expenditures**

<b>Funding Program</b>	<b>FY 2014</b>	<b>FY 2015</b>	<b>FY 2016</b>	<b>FY 2017</b>	<b>TOTAL</b>
Total Amount Programmed	\$317,495,127.00	\$162,274,004.00	\$47,280,203.00	\$16,266,067.00	\$543,315,401.00
Congestion Mitigation Air Quality Program (CMAQ)	\$14,610,125.00	\$3,984,317.00	\$759,957.00	\$554,670.00	\$19,909,069.00
Federal Earmark - High Priority (HPP)	\$16,848,404.00	\$1,166,595.00	\$5,677,613.00	\$0.00	\$23,692,612.00
Highway Safety Improvement Program (HSIP)	\$11,634,640.00	\$6,470,000.00	\$1,800,000.00	\$1,800,000.00	\$21,704,640.00
Intelligent Transportation Systems (ITS)	\$1,891,073.00	\$0.00	\$0.00	\$0.00	\$1,891,073.00
National Highway Performance Program (NHPP)	\$191,489,225.00	\$101,520,000.00	\$28,730,000.00	\$5,600,000.00	\$327,339,225.00
Safe Routes to School (SRTS)	\$1,273,119.00	\$205,137.00	\$107,909.00	\$0.00	\$1,586,165.00
Surface Transportation Program - State Program (STP)	\$17,651,480.00	\$22,160,000.00	\$2,400,000.00	\$2,400,000.00	\$44,611,480.00
Transportation Enhancement Program (ENH)	\$8,382,350.00	\$0.00	\$0.00	\$0.00	\$8,382,350.00
State Funds (including state matching funds)	\$52,831,768.00	\$26,767,955.00	\$7,804,724.00	\$5,911,397.00	\$93,315,844.00
Transportation Alternatives Program (TAP)	\$882,943.00	\$0.00	\$0.00	\$0.00	\$882,943.00

**Table 5. FY 2014-2017 MPO Funds: FHWA STP Grant Revenues**

<b>Grant Program</b>	<b>Opening Balance*</b>	<b>FY 2014 Allocation</b>	<b>FY 2015 Allocation</b>	<b>FY 2016 Allocation</b>	<b>FY 2017 Allocation</b>	<b>Total Revenue</b>
Total Revenue	\$90,340,437	\$19,937,899	\$18,948,634	\$18,771,231	\$18,958,943	\$166,957,144
STP Nash-Davidson UZA	\$77,455,561	\$16,774,871	\$16,942,620	\$17,112,046	\$17,283,166	\$145,568,264
STP Murfreesboro UZA	\$12,884,876	\$1,626,493	\$1,642,758	\$1,659,185	\$1,675,777	\$19,489,089
STP Fairview**	\$0.00	\$391,697	\$162,848	\$0.00	\$0.00	\$554,545
STP Lebanon**	\$0.00	\$319,296	\$0.00	\$0.00	\$0.00	\$319,296
STP Portland**	\$0.00	\$136,358	\$0.00	\$0.00	\$0.00	\$136,358
STP Spring Hill**	\$0.00	\$344,887	\$0.00	\$0.00	\$0.00	\$344,887
STP Springfield**	\$0.00	\$195,273	\$200,408	\$0.00	\$0.00	\$395,681
STP White House	\$0.00	\$149,024	\$0.00	\$0.00	\$0.00	\$149,024

\*Opening balance includes unobligated funds from prior years. \*\*STP allocated by TDOT in four-year cycles. Amounts not yet determined by TDOT for FYs 2015-2017.

**Table 6. FY 2014-2017 MPO Funds: FHWA STP Grant Program Expenditures**

<b>Grant Program</b>	<b>FY 2014 Programmed</b>	<b>FY 2015 Programmed</b>	<b>FY 2016 Programmed</b>	<b>FY 2017 Programmed</b>	<b>Total Programmed</b>
Total Revenue	\$50,206,237	\$40,080,110	\$4,336,409	\$1,200,000	\$95,822,756
STP Nash-Davidson UZA	\$42,649,476	\$31,788,854	\$4,336,409	\$1,200,000	\$79,974,739
STP Murfreesboro UZA	\$6,020,226	\$7,928,000	\$0.00	\$0.00	\$13,948,226
STP Fairview**	\$391,697	\$162,848	\$0.00	\$0.00	\$554,545
STP Lebanon**	\$319,296	\$0.00	\$0.00	\$0.00	\$319,296
STP Portland**	\$136,358	\$0.00	\$0.00	\$0.00	\$136,358
STP Spring Hill**	\$344,887	\$0.00	\$0.00	\$0.00	\$344,887
STP Springfield**	\$195,273	\$200,408	\$0.00	\$0.00	\$395,681
STP White House	\$149,024	\$0.00	\$0.00	\$0.00	\$149,024

**ORIGINAL**

**Table 7. FY 2014-2017 MPO Funds: FHWA STP Cumulative Balance of Unprogrammed Revenues**

<b>Grant Program</b>	<b>FY 2014</b>	<b>FY 2015</b>	<b>FY 2016</b>	<b>FY 2017</b>
Remaining Balance*	\$60,072,099	\$39,626,223	\$54,061,045	\$71,959,988
STP Nash-Davidson UZA	\$51,580,956	\$37,220,322	\$49,995,959	\$66,219,125
STP Murfreesboro UZA	\$8,491,143	\$2,405,901	\$4,065,086	\$5,740,863
STP Fairview	\$0.00	\$0.00	\$0.00	\$0.00
STP Lebanon	\$0.00	\$0.00	\$0.00	\$0.00
STP Portland	\$0.00	\$0.00	\$0.00	\$0.00
STP Spring Hill	\$0.00	\$0.00	\$0.00	\$0.00
STP Springfield	\$0.00	\$0.00	\$0.00	\$0.00
STP White House	\$0.00	\$0.00	\$0.00	\$0.00

**Table 8. FY 2014-2017 MPO Funds: FHWA Construction Reserves & Final Balances**

<b>Grant Program</b>	<b>FY 2014 to FY 2017</b>
STP Nashville-Davidson UZA Unprogrammed Funds	\$66,219,125
STP Nash-Davidson UZA Construction Reserve*	\$65,648,024
<b>STP Nash-Davidson UZA Remaining Balance</b>	<b>\$571,101</b>
STP Murfreesboro UZA Unprogrammed Funds	\$5,540,863
STP Murfreesboro UZA Construction Reserve*	\$5,440,000
<b>STP Murfreesboro UZA Remaining Balance</b>	<b>\$100,863</b>

\* Construction reserves are programmed following completion of PE and are available immediately to projects based on funding availability.

**Table 9. FY 2014-2017 MPO Funds: FHWA Transportation Alternatives**

<b>Grant Program</b>	<b>FY 2014 to FY 2017</b>
Transportation Alternatives (ALT) Nashville-Davidson UZA Revenues*	\$6,500,000
Transportation Alternatives (ALT) Nashville-Davidson UZA Programmed**	\$6,500,000
<b>Transportation Alternatives (ALT) Nashville-Davidson UZA Remaining Balance</b>	<b>\$0</b>

\* Includes unobligated balance from FY 2013. \*\*Projects will be selected via competition following the adoption of the TIP.



**Table 10. FY 2014-2017 MPO Funds: FTA Grant Revenue**

<b>Grant Program</b>	<b>Opening Balance*</b>	<b>FY 2014 Allocation</b>	<b>FY 2015 Allocation</b>	<b>FY 2016 Allocation</b>	<b>FY 2017 Allocation</b>	<b>Total Revenue</b>
<b>Total Revenue</b>	\$6,457,077	\$36,730,032	\$22,681,495	\$22,887,893	\$23,162,548	\$111,919,046
5307 Nash-Davidson UZA	\$3,353,917	\$20,122,720	\$20,278,051	\$20,521,388	\$20,767,644	\$85,043,720
5307 Murfreesboro UZA	\$3,046,746	\$1,139,598	\$1,153,273	\$1,167,112	\$1,181,118	\$7,687,847
5309 Nash-Davidson UZA	\$0	\$431,711	\$0	\$0	\$0	\$431,711
5310 Nash-Davidson UZA	\$23,320	\$1,433,527	\$655,121	\$662,983	\$670,938	\$3,445,889
5316 Nash-Davidson UZA	\$33,094	\$0	\$0	\$0	\$0	\$33,094
5337 Nash-Davidson UZA	\$0	\$2,401,787	\$0	\$0	\$0	\$2,401,787
5339 Nash-Davidson UZA	\$0	\$1,171,964	\$565,980	\$506,992	\$513,076	\$2,758,012
5339 Murfreesboro UZA	\$0	\$28,725	\$29,070	\$29,419	\$29,772	\$116,985
TIGER Discretionary Grant	\$0	\$10,000,000	\$0	\$0	\$0	\$10,000,000

\*Opening balance includes unobligated funds from prior years.

**Table 11. FY 2014-2017 MPO Funds: FTA Grant Programmed Expenditures**

<b>Grant Program</b>	<b>FY 2014 Programmed</b>	<b>FY 2015 Programmed</b>	<b>FY 2016 Programmed</b>	<b>FY 2017 Programmed</b>	<b>Total Programmed</b>
<b>Total Amount Programmed</b>	\$36,085,110	\$25,509,528	\$22,918,062	\$26,537,422	\$111,050,123
5307 Nash-Davidson UZA	\$19,904,302	\$23,409,357	\$20,868,669	\$20,453,636	\$84,635,964
5307 Murfreesboro UZA	\$680,000	\$850,000	\$850,000	\$4,870,000	\$7,250,000
5309 Nash-Davidson UZA	\$431,711	\$0	\$0	\$0	\$431,711
5310 Nash-Davidson UZA	\$1,433,527	\$670,673	\$662,983	\$670,938	\$3,422,569
5316 Nash-Davidson UZA	\$33,094	\$0	\$0	\$0	\$33,094
5337 Nash-Davidson UZA	\$2,401,787	\$0	\$0	\$0	\$2,401,787
5339 Nash-Davidson UZA	\$1,171,964	\$565,980	\$506,992	\$513,076	\$2,758,012
5339 Murfreesboro UZA	\$28,725	\$29,070	\$29,419	\$29,772	\$116,985
TIGER Discretionary Grant	\$10,000,000	\$0	\$0	\$0	\$10,000,000

**ORIGINAL**

**Table 12. FY 2014-2017 MPO Funds: FTA Cumulative Balance of Unprogrammed Revenues**

<b>Grant Program</b>	<b>FY 2014</b>	<b>FY 2015</b>	<b>FY 2016</b>	<b>FY 2017</b>
Remaining Balance*	\$6,201,399	\$4,250,646	\$4,220,477	\$845,603
5307 Nash-Davidson UZA	\$2,695,055	\$441,029	\$93,748	\$407,756
5307 Murfreesboro UZA	\$3,506,344	\$3,809,617	\$4,126,729	\$437,847
5310 Nash-Davidson UZA	\$0	\$0	\$0	\$0
5316 Nash-Davidson UZA	\$0	\$0	\$0	\$0
5339 Nash-Davidson UZA	\$0	\$0	\$0	\$0
5339 Murfreesboro UZA	\$0	\$0	\$0	\$0
TIGER Discretionary Grant	\$0	\$0	\$0	\$0

\* Annual cumulative balance.

**REVISED**

### 3.5 Funding Tables

**Table 3. FY 2014-2017 TDOT Program Revenues**

<b>Funding Program</b>	<b>FY 2014</b>	<b>FY 2015</b>	<b>FY 2016</b>	<b>FY 2017</b>	<b>TOTAL</b>
Total Amount Programmed	\$317,495,127.00	\$162,604,004.00	\$47,280,203.00	\$16,266,067.00	\$543,645,401.00
Congestion Mitigation Air Quality Program (CMAQ)	\$14,610,125.00	\$3,984,317.00	\$759,957.00	\$554,670.00	\$19,909,069.00
Federal Earmark - High Priority (HPP)	\$16,848,404.00	\$1,166,595.00	\$5,677,613.00	\$0.00	\$23,692,612.00
Highway Safety Improvement Program (HSIP)	\$11,634,640.00	\$6,800,000.00	\$1,800,000.00	\$1,800,000.00	\$22,034,640.00
Intelligent Transportation Systems (ITS)	\$1,891,073.00	\$0.00	\$0.00	\$0.00	\$1,891,073.00
National Highway Performance Program (NHPP)	\$191,489,225.00	\$101,520,000.00	\$28,730,000.00	\$5,600,000.00	\$327,339,225.00
Safe Routes to School (SRTS)	\$1,273,119.00	\$205,137.00	\$107,909.00	\$0.00	\$1,586,165.00
Surface Transportation Program - State Program (STP)	\$17,651,480.00	\$22,160,000.00	\$2,400,000.00	\$2,400,000.00	\$44,611,480.00
Transportation Enhancement Program (ENH)	\$8,382,350.00	\$0.00	\$0.00	\$0.00	\$8,382,350.00
State Funds (including state matching funds)	\$52,831,768.00	\$26,767,955.00	\$7,804,724.00	\$5,911,397.00	\$93,315,844.00
Transportation Alternatives Program (TAP)	\$882,943.00	\$0.00	\$0.00	\$0.00	\$882,943.00

**Table 4. FY 2014-2017 TDOT Program Expenditures**

<b>Funding Program</b>	<b>FY 2014</b>	<b>FY 2015</b>	<b>FY 2016</b>	<b>FY 2017</b>	<b>TOTAL</b>
Total Amount Programmed	\$317,495,127.00	\$162,604,004.00	\$47,280,203.00	\$16,266,067.00	\$543,645,401.00
Congestion Mitigation Air Quality Program (CMAQ)	\$14,610,125.00	\$3,984,317.00	\$759,957.00	\$554,670.00	\$19,909,069.00
Federal Earmark - High Priority (HPP)	\$16,848,404.00	\$1,166,595.00	\$5,677,613.00	\$0.00	\$23,692,612.00
Highway Safety Improvement Program (HSIP)	\$11,634,640.00	\$6,800,000.00	\$1,800,000.00	\$1,800,000.00	\$22,034,640.00
Intelligent Transportation Systems (ITS)	\$1,891,073.00	\$0.00	\$0.00	\$0.00	\$1,891,073.00
National Highway Performance Program (NHPP)	\$191,489,225.00	\$101,520,000.00	\$28,730,000.00	\$5,600,000.00	\$327,339,225.00
Safe Routes to School (SRTS)	\$1,273,119.00	\$205,137.00	\$107,909.00	\$0.00	\$1,586,165.00
Surface Transportation Program - State Program (STP)	\$17,651,480.00	\$22,160,000.00	\$2,400,000.00	\$2,400,000.00	\$44,611,480.00
Transportation Enhancement Program (ENH)	\$8,382,350.00	\$0.00	\$0.00	\$0.00	\$8,382,350.00
State Funds (including state matching funds)	\$52,831,768.00	\$26,767,955.00	\$7,804,724.00	\$5,911,397.00	\$93,315,844.00
Transportation Alternatives Program (TAP)	\$882,943.00	\$0.00	\$0.00	\$0.00	\$882,943.00

**REVISED**

**Table 5. FY 2014-2017 MPO Funds: FHWA STP Grant Revenues**

<b>Grant Program</b>	<b>Opening Balance*</b>	<b>FY 2014 Allocation</b>	<b>FY 2015 Allocation</b>	<b>FY 2016 Allocation</b>	<b>FY 2017 Allocation</b>	<b>Total Revenue</b>
Total Revenue	\$90,340,437	\$19,937,899	\$18,948,634	\$18,771,231	\$18,958,943	\$166,957,144
STP Nash-Davidson UZA	\$77,455,561	\$16,774,871	\$16,942,620	\$17,112,046	\$17,283,166	\$145,568,264
STP Murfreesboro UZA	\$12,884,876	\$1,626,493	\$1,642,758	\$1,659,185	\$1,675,777	\$19,489,089
STP Fairview**	\$0.00	\$391,697	\$162,848	\$0.00	\$0.00	\$554,545
STP Lebanon**	\$0.00	\$319,296	\$0.00	\$0.00	\$0.00	\$319,296
STP Portland**	\$0.00	\$136,358	\$0.00	\$0.00	\$0.00	\$136,358
STP Spring Hill**	\$0.00	\$344,887	\$0.00	\$0.00	\$0.00	\$344,887
STP Springfield**	\$0.00	\$195,273	\$200,408	\$0.00	\$0.00	\$395,681
STP White House	\$0.00	\$149,024	\$0.00	\$0.00	\$0.00	\$149,024

*\*Opening balance includes unobligated funds from prior years. \*\*STP allocated by TDOT in four-year cycles. Amounts not yet determined by TDOT for FYs 2015-2017.*

**Table 6. FY 2014-2017 MPO Funds: FHWA STP Grant Program Expenditures**

<b>Grant Program</b>	<b>FY 2014 Programmed</b>	<b>FY 2015 Programmed</b>	<b>FY 2016 Programmed</b>	<b>FY 2017 Programmed</b>	<b>Total Programmed</b>
Total Revenue	\$50,206,237	\$40,080,110	\$4,336,409	\$1,200,000	\$95,822,756
STP Nash-Davidson UZA	\$42,649,476	\$31,788,854	\$4,336,409	\$1,200,000	\$79,974,739
STP Murfreesboro UZA	\$6,020,226	\$7,928,000	\$0.00	\$0.00	\$13,948,226
STP Fairview**	\$391,697	\$162,848	\$0.00	\$0.00	\$554,545
STP Lebanon**	\$319,296	\$0.00	\$0.00	\$0.00	\$319,296
STP Portland**	\$136,358	\$0.00	\$0.00	\$0.00	\$136,358
STP Spring Hill**	\$344,887	\$0.00	\$0.00	\$0.00	\$344,887
STP Springfield**	\$195,273	\$200,408	\$0.00	\$0.00	\$395,681
STP White House	\$149,024	\$0.00	\$0.00	\$0.00	\$149,024

**REVISED****Table 7. FY 2014-2017 MPO Funds: FHWA STP Cumulative Balance of Unprogrammed Revenues**

<b>Grant Program</b>	<b>FY 2014</b>	<b>FY 2015</b>	<b>FY 2016</b>	<b>FY 2017</b>
Remaining Balance*	\$60,072,099	\$39,626,223	\$54,061,045	\$71,959,988
STP Nash-Davidson UZA	\$51,580,956	\$37,220,322	\$49,995,959	\$66,219,125
STP Murfreesboro UZA	\$8,491,143	\$2,405,901	\$4,065,086	\$5,740,863
STP Fairview	\$0.00	\$0.00	\$0.00	\$0.00
STP Lebanon	\$0.00	\$0.00	\$0.00	\$0.00
STP Portland	\$0.00	\$0.00	\$0.00	\$0.00
STP Spring Hill	\$0.00	\$0.00	\$0.00	\$0.00
STP Springfield	\$0.00	\$0.00	\$0.00	\$0.00
STP White House	\$0.00	\$0.00	\$0.00	\$0.00

**Table 8. FY 2014-2017 MPO Funds: FHWA Construction Reserves & Final Balances**

<b>Grant Program</b>	<b>FY 2014 to FY 2017</b>
STP Nashville-Davidson UZA Unprogrammed Funds	\$66,219,125
STP Nash-Davidson UZA Construction Reserve*	\$65,648,024
<b>STP Nash-Davidson UZA Remaining Balance</b>	<b>\$571,101</b>
STP Murfreesboro UZA Unprogrammed Funds	\$5,540,863
STP Murfreesboro UZA Construction Reserve*	\$5,440,000
<b>STP Murfreesboro UZA Remaining Balance</b>	<b>\$100,863</b>

\* Construction reserves are programmed following completion of PE and are available immediately to projects based on funding availability.

**Table 9. FY 2014-2017 MPO Funds: FHWA Transportation Alternatives**

<b>Grant Program</b>	<b>FY 2014 to FY 2017</b>
Transportation Alternatives (ALT) Nashville-Davidson UZA Revenues*	\$6,500,000
Transportation Alternatives (ALT) Nashville-Davidson UZA Programmed**	\$6,500,000
<b>Transportation Alternatives (ALT) Nashville-Davidson UZA Remaining Balance</b>	<b>\$0</b>

\* Includes unobligated balance from FY 2013. \*\*Projects will be selected via competition following the adoption of the TIP.

**REVISED**

**Table 10. FY 2014-2017 MPO Funds: FTA Grant Revenue**

<b>Grant Program</b>	<b>Opening Balance*</b>	<b>FY 2014 Allocation</b>	<b>FY 2015 Allocation</b>	<b>FY 2016 Allocation</b>	<b>FY 2017 Allocation</b>	<b>Total Revenue</b>
Total Revenue	\$6,457,077	\$36,730,032	\$22,681,495	\$22,887,893	\$23,162,548	\$111,919,046
5307 Nash-Davidson UZA	\$3,353,917	\$20,122,720	\$20,278,051	\$20,521,388	\$20,767,644	\$85,043,720
5307 Murfreesboro UZA	\$3,046,746	\$1,139,598	\$1,153,273	\$1,167,112	\$1,181,118	\$7,687,847
5309 Nash-Davidson UZA	\$0	\$431,711	\$0	\$0	\$0	\$431,711
5310 Nash-Davidson UZA	\$23,320	\$1,433,527	\$655,121	\$662,983	\$670,938	\$3,445,889
5316 Nash-Davidson UZA	\$33,094	\$0	\$0	\$0	\$0	\$33,094
5337 Nash-Davidson UZA	\$0	\$2,401,787	\$0	\$0	\$0	\$2,401,787
5339 Nash-Davidson UZA	\$0	\$1,171,964	\$565,980	\$506,992	\$513,076	\$2,758,012
5339 Murfreesboro UZA	\$0	\$28,725	\$29,070	\$29,419	\$29,772	\$116,985
TIGER Discretionary Grant	\$0	\$10,000,000	\$0	\$0	\$0	\$10,000,000

\*Opening balance includes unobligated funds from prior years.

**Table 11. FY 2014-2017 MPO Funds: FTA Grant Programmed Expenditures**

<b>Grant Program</b>	<b>FY 2014 Programmed</b>	<b>FY 2015 Programmed</b>	<b>FY 2016 Programmed</b>	<b>FY 2017 Programmed</b>	<b>Total Programmed</b>
Total Amount Programmed	\$36,085,110	\$25,509,528	\$22,918,062	\$26,537,422	\$111,050,123
5307 Nash-Davidson UZA	\$19,904,302	\$23,409,357	\$20,868,669	\$20,453,636	\$84,635,964
5307 Murfreesboro UZA	\$680,000	\$850,000	\$850,000	\$4,870,000	\$7,250,000
5309 Nash-Davidson UZA	\$431,711	\$0	\$0	\$0	\$431,711
5310 Nash-Davidson UZA	\$1,433,527	\$670,673	\$662,983	\$670,938	\$3,422,569
5316 Nash-Davidson UZA	\$33,094	\$0	\$0	\$0	\$33,094
5337 Nash-Davidson UZA	\$2,401,787	\$0	\$0	\$0	\$2,401,787
5339 Nash-Davidson UZA	\$1,171,964	\$565,980	\$506,992	\$513,076	\$2,758,012
5339 Murfreesboro UZA	\$28,725	\$29,070	\$29,419	\$29,772	\$116,985
TIGER Discretionary Grant	\$10,000,000	\$0	\$0	\$0	\$10,000,000

**REVISED**

**Table 12. FY 2014-2017 MPO Funds: FTA Cumulative Balance of Unprogrammed Revenues**

<b>Grant Program</b>	<b>FY 2014</b>	<b>FY 2015</b>	<b>FY 2016</b>	<b>FY 2017</b>
Remaining Balance*	\$6,201,399	\$4,250,646	\$4,220,477	\$845,603
5307 Nash-Davidson UZA	\$2,695,055	\$441,029	\$93,748	\$407,756
5307 Murfreesboro UZA	\$3,506,344	\$3,809,617	\$4,126,729	\$437,847
5310 Nash-Davidson UZA	\$0	\$0	\$0	\$0
5316 Nash-Davidson UZA	\$0	\$0	\$0	\$0
5339 Nash-Davidson UZA	\$0	\$0	\$0	\$0
5339 Murfreesboro UZA	\$0	\$0	\$0	\$0
TIGER Discretionary Grant	\$0	\$0	\$0	\$0

\* Annual cumulative balance.