

**TENNESSEE DEPARTMENT OF TRANSPORTATION
 FY 2014 THRU FY 2017
 TRANSPORTATION IMPROVEMENT PROGRAM
 TITLE 23 U.S.C., SECTIONS 105 & 135**

OLD PAGE

STIP # TDOT PIN LENGTH IN MILES LEAD AGENCY
 COUNTY: TOTAL PROJECT COST TIP NO:

ROUTE:

TERMINI :

PROJECT DESCRIPTION:

REMARKS

<u>FISCAL YEAR</u>	<u>TYPE OF WORK</u>	<u>FUNDING TYPE</u>	<u>TOTAL FUNDS</u>	<u>FED FUNDS</u>	<u>STATE FUNDS</u>	<u>LOCAL FUNDS</u>
<input type="text" value="2014"/>	<input type="text" value="PE, ROW, CONST"/>	<input type="text" value="NHPP"/>	<input type="text" value="25,000,000"/>	<input type="text" value="20,000,000"/>	<input type="text" value="5,000,000"/>	<input type="text"/>
<input type="text" value="2015"/>	<input type="text" value="PE, ROW, CONST"/>	<input type="text" value="NHPP"/>	<input type="text" value="35,710,000"/>	<input type="text" value="28,568,000"/>	<input type="text" value="7,142,000"/>	<input type="text"/>
<input type="text" value="2016"/>	<input type="text" value="PE, ROW, CONST"/>	<input type="text" value="NHPP"/>	<input type="text" value="7,000,000"/>	<input type="text" value="5,600,000"/>	<input type="text" value="1,400,000"/>	<input type="text"/>
<input type="text" value="2017"/>	<input type="text" value="PE, ROW, CONST"/>	<input type="text" value="NHPP"/>	<input type="text" value="7,000,000"/>	<input type="text" value="5,600,000"/>	<input type="text" value="1,400,000"/>	<input type="text"/>

**TENNESSEE DEPARTMENT OF TRANSPORTATION
 FY 2014 THRU FY 2017
 TRANSPORTATION IMPROVEMENT PROGRAM
 TITLE 23 U.S.C., SECTIONS 105 & 135**

ADJUSTED PAGE

Adjustment Number: 301

STIP #	1419100	TDOT PIN		LENGTH IN MILES		LEAD AGENCY	TDOT
COUNTY:	DAVIDSON, RUTHERFORD, SUMNER, WILLIAMSON, WILSON, ROBERTSON, MAURY	TOTAL PROJECT COST		\$89,710,000	TIP NO:		2014-89-046
ROUTE:							
TERMINI :	NASHVILLE MPO						
PROJECT DESCRIPTION:	RESURFACING, GUARDRAIL, SLIDE REPAIR, SIGNS, SIGNALS, MARKING, INTERSECTION / INTERCHANGE MODIFICATIONS, SIGHT DISTANCE MODIFICATIONS, NOISE WALLS, WETLAND AND OR STREAM MITIGATION, SAFETY IMPROVEMENTS, BRIDGE REPLACEMENT, REPAIR,						
REMARKS							

FISCAL YEAR	TYPE OF WORK	FUNDING TYPE	TOTAL FUNDS	FED FUNDS	STATE FUNDS	LOCAL FUNDS
2014	PE, ROW, CONST	NHPP	25,000,000	20,000,000	5,000,000	
2015	PE, ROW, CONST	NHPP	50,710,000	40,568,000	10,142,000	
2016	PE, ROW, CONST	NHPP	7,000,000	5,600,000	1,400,000	
2017	PE, ROW, CONST	NHPP	7,000,000	5,600,000	1,400,000	


Administrative Adjustment to The Fiscal Years 2014-2017
Transportation Improvement Program

Administrative Modification #: 2015-030
TIP Number: 2014-89-046

FROM:

TIP# 2014-89-046						
Jurisdiction: TDOT						
Project: National Highway Performance Program (NHPP) Grouping						
Termini: Regionwide						
Description: NHPP eligible project work						
FY	Work	Funding	Total	Fed	State	Local
2014	PE, ROW, CONST	NHPP	25,000,000	20,000,000	5,000,000	0
2015	PE, ROW, CONST	NHPP	35,710,000	28,568,000	7,142,000	0
2016	PE, ROW, CONST	NHPP	7,000,000	5,600,000	1,400,000	0
2017	PE, ROW, CONST	NHPP	7,000,000	5,600,000	1,400,000	0
TOTAL			74,710,000	59,768,000	14,942,000	0

TO:



TIP# 2014-89-046						
Jurisdiction: TDOT						
Project: National Highway Performance Program (NHPP) Grouping						
Termini: Regionwide						
Description: NHPP eligible project work						
FY	Work	Funding	Total	Fed	State	Local
2014	PE, ROW, CONST	NHPP	25,000,000	20,000,000	5,000,000	0
2015	PE, ROW, CONST	NHPP	50,710,000	40,568,000	10,142,000	0
2016	PE, ROW, CONST	NHPP	7,000,000	5,600,000	1,400,000	0
2017	PE, ROW, CONST	NHPP	7,000,000	5,600,000	1,400,000	0
TOTAL			89,710,000	71,768,000	17,942,000	0

*This project is being adjusted to add \$12,000,000 (federal) in NHPP funds to the project in FY15. The adjustment was requested directly to FHWA by TDOT.



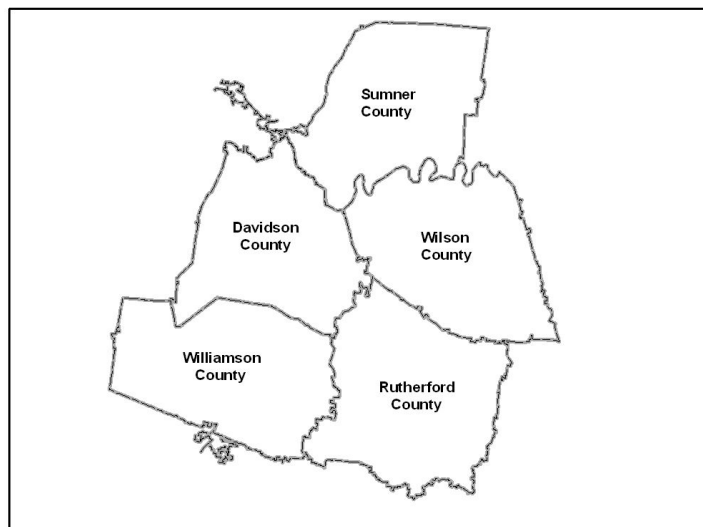
Transportation Improvement Program for FYs 2014-2017

Project Name	National Highway Performance Program (NHPP) Grouping		TIP #	2014-89-046
Improvement Type	Road Upgrades		Lead Agency	TDOT
County	Multi-County	Length	0.00	Regional Plan ID Consistent
Air Quality Status	Exempt	TDOT PIN		Project Cost \$46,000,000.00
Route	National Highway Performance Program (NHPP) Grouping			
Location	Nashville MPO Planning Area			
Project Description	See attachment 1 for a more comprehensive list of activities included but not limited for eligibility.			

Fiscal Year	Type of Work	Funding Type	Total Funds	Federal Funds	State Funds	Local funds
2014	PE, ROW, CONSTRUCTION	NHPP	\$25,000,000.00	\$20,000,000.00	\$5,000,000.00	\$0.00
2015	PE, ROW, CONSTRUCTION	NHPP	\$35,710,000.00	\$28,568,000.00	\$7,142,000.00	\$0.00
2016	PE, ROW, CONSTRUCTION	NHPP	\$7,000,000.00	\$5,600,000.00	\$1,400,000.00	\$0.00
2017	PE, ROW, CONSTRUCTION	NHPP	\$7,000,000.00	\$5,600,000.00	\$1,400,000.00	\$0.00

REVISION HISTORY

4/23/2014 Amend# 2014-009 This project is being adjusted to add \$14,400,000 (federal share) in NHPP funds in FY 2014. Some of the adjusted amount was increased in previous adjustments made and not communicated by TDOT. See additional supporting documentation. The type of work for all fiscal years was changed to "PE, ROW, CONST." The adjustment also includes an updated groupings crosswalk outlining those projects that might be authorized with a higher federal share.



PROJECT NOTES



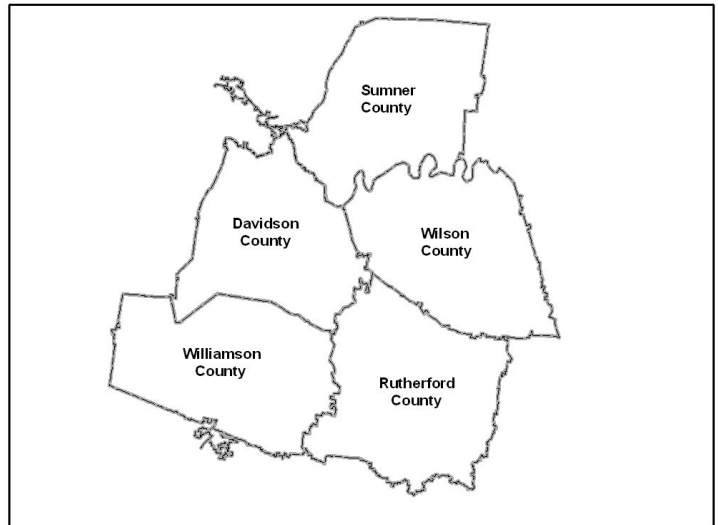
Transportation Improvement Program for FYs 2014-2017

Project Name	National Highway Performance Program (NHPP) Grouping		TIP #	2014-89-046
Improvement Type	Road Upgrades		Lead Agency	TDOT
County	Multi-County	Length	0.00	Regional Plan ID Consistent
Air Quality Status	Exempt	TDOT PIN		Project Cost \$89,710,000.00
Route	National Highway Performance Program (NHPP) Grouping			
Location	Nashville MPO Planning Area			
Project Description	See attachment 1 for a more comprehensive list of activities included but not limited for eligibility.			

Fiscal Year	Type of Work	Funding Type	Total Funds	Federal Funds	State Funds	Local funds
2014	PE, ROW, CONSTRUCTION	NHPP	\$25,000,000.00	\$20,000,000.00	\$5,000,000.00	\$0.00
2015	PE, ROW, CONSTRUCTION	NHPP	\$50,710,000.00	\$40,568,000.00	\$10,142,000.00	\$0.00
2016	PE, ROW, CONSTRUCTION	NHPP	\$7,000,000.00	\$5,600,000.00	\$1,400,000.00	\$0.00
2017	PE, ROW, CONSTRUCTION	NHPP	\$7,000,000.00	\$5,600,000.00	\$1,400,000.00	\$0.00

REVISION HISTORY

4/23/2014 Amend# 2014-009 This project is being adjusted to add \$14,400,000 (federal share) in NHPP funds in FY 2014. Some of the adjusted amount was increased in previous adjustments made and not communicated by TDOT. See additional supporting documentation. The type of work for all fiscal years was changed to "PE, ROW, CONST." The adjustment also includes an updated groupings crosswalk outlining those projects that might be authorized with a higher federal share.



PROJECT NOTES

ORIGINAL

3.5 Funding Tables

Table 3. FY 2014-2017 TDOT Program Revenues

Funding Program	FY 2014	FY 2015	FY 2016	FY 2017	TOTAL
Total Amount Programmed	\$317,195,127.00	\$164,062,960.00	\$47,583,153.00	\$16,047,317.00	\$544,888,557.00
Congestion Mitigation Air Quality Program (CMAQ)	\$14,610,125.00	\$3,984,317.00	\$759,957.00	\$554,670.00	\$19,909,069.00
Federal Earmark - High Priority (HPP)	\$16,848,404.00	\$1,166,595.00	\$5,677,613.00	\$0.00	\$23,692,612.00
Highway Safety Improvement Program (HSIP)	\$11,634,640.00	\$6,800,000.00	\$1,800,000.00	\$1,800,000.00	\$22,034,640.00
Intelligent Transportation Systems (ITS)	\$1,891,073.00	\$0.00	\$0.00	\$0.00	\$1,891,073.00
National Highway Performance Program (NHPP)	\$191,489,225.00	\$101,520,000.00	\$28,730,000.00	\$5,600,000.00	\$327,339,225.00
Safe Routes to School (SRTS)	\$1,273,119.00	\$205,137.00	\$107,909.00	\$0.00	\$1,586,165.00
Surface Transportation Program - State Program (STP)	\$17,651,480.00	\$22,160,000.00	\$2,400,000.00	\$2,400,000.00	\$44,611,480.00
Transportation Enhancement Program (ENH)	\$8,382,350.00	\$0.00	\$0.00	\$0.00	\$8,382,350.00
State Funds (including state matching funds)	\$52,531,768.00	\$28,226,911.00	\$8,107,674.00	\$5,692,647.00	\$94,559,000.00
Transportation Alternatives Program (TAP)	\$882,943.00	\$0.00	\$0.00	\$0.00	\$882,943.00

Table 4. FY 2014-2017 TDOT Program Expenditures

Funding Program	FY 2014	FY 2015	FY 2016	FY 2017	TOTAL
Total Amount Programmed	\$317,195,127.00	\$164,062,960.00	\$47,583,153.00	\$16,047,317.00	\$544,888,557.00
Congestion Mitigation Air Quality Program (CMAQ)	\$14,610,125.00	\$3,984,317.00	\$759,957.00	\$554,670.00	\$19,909,069.00
Federal Earmark - High Priority (HPP)	\$16,848,404.00	\$1,166,595.00	\$5,677,613.00	\$0.00	\$23,692,612.00
Highway Safety Improvement Program (HSIP)	\$11,634,640.00	\$6,800,000.00	\$1,800,000.00	\$1,800,000.00	\$22,034,640.00
Intelligent Transportation Systems (ITS)	\$1,891,073.00	\$0.00	\$0.00	\$0.00	\$1,891,073.00
National Highway Performance Program (NHPP)	\$191,489,225.00	\$101,520,000.00	\$28,730,000.00	\$5,600,000.00	\$327,339,225.00
Safe Routes to School (SRTS)	\$1,273,119.00	\$205,137.00	\$107,909.00	\$0.00	\$1,586,165.00
Surface Transportation Program - State Program (STP)	\$17,651,480.00	\$22,160,000.00	\$2,400,000.00	\$2,400,000.00	\$44,611,480.00
Transportation Enhancement Program (ENH)	\$8,382,350.00	\$0.00	\$0.00	\$0.00	\$8,382,350.00
State Funds (including state matching funds)	\$52,531,768.00	\$28,226,911.00	\$8,107,674.00	\$5,692,647.00	\$94,559,000.00
Transportation Alternatives Program (TAP)	\$882,943.00	\$0.00	\$0.00	\$0.00	\$882,943.00

Table 5. FY 2014-2017 MPO Funds: FHWA STP Grant Revenues

Grant Program	Opening Balance*	FY 2014 Allocation	FY 2015 Allocation	FY 2016 Allocation	FY 2017 Allocation	Total Revenue
Total Revenue	\$90,340,437	\$19,937,899	\$18,948,634	\$18,771,231	\$18,958,943	\$166,957,144
STP Nash-Davidson UZA	\$77,455,561	\$16,774,871	\$16,942,620	\$17,112,046	\$17,283,166	\$145,568,264
STP Murfreesboro UZA	\$12,884,876	\$1,626,493	\$1,642,758	\$1,659,185	\$1,675,777	\$19,489,089
STP Fairview**	\$0.00	\$391,697	\$162,848	\$0.00	\$0.00	\$554,545
STP Lebanon**	\$0.00	\$319,296	\$0.00	\$0.00	\$0.00	\$319,296
STP Portland**	\$0.00	\$136,358	\$0.00	\$0.00	\$0.00	\$136,358
STP Spring Hill**	\$0.00	\$344,887	\$0.00	\$0.00	\$0.00	\$344,887
STP Springfield**	\$0.00	\$195,273	\$200,408	\$0.00	\$0.00	\$395,681
STP White House	\$0.00	\$149,024	\$0.00	\$0.00	\$0.00	\$149,024

*Opening balance includes unobligated funds from prior years. **STP allocated by TDOT in four-year cycles. Amounts not yet determined by TDOT for FYs 2015-2017.

Table 6. FY 2014-2017 MPO Funds: FHWA STP Grant Program Expenditures

Grant Program	FY 2014 Programmed	FY 2015 Programmed	FY 2016 Programmed	FY 2017 Programmed	Total Programmed
Total Revenue	\$50,206,237	\$40,080,110	\$4,336,409	\$1,200,000	\$95,822,756
STP Nash-Davidson UZA	\$42,649,476	\$31,788,854	\$4,336,409	\$1,200,000	\$79,974,739
STP Murfreesboro UZA	\$6,020,226	\$7,928,000	\$0.00	\$0.00	\$13,948,226
STP Fairview**	\$391,697	\$162,848	\$0.00	\$0.00	\$554,545
STP Lebanon**	\$319,296	\$0.00	\$0.00	\$0.00	\$319,296
STP Portland**	\$136,358	\$0.00	\$0.00	\$0.00	\$136,358
STP Spring Hill**	\$344,887	\$0.00	\$0.00	\$0.00	\$344,887
STP Springfield**	\$195,273	\$200,408	\$0.00	\$0.00	\$395,681
STP White House	\$149,024	\$0.00	\$0.00	\$0.00	\$149,024

ORIGINAL

Table 7. FY 2014-2017 MPO Funds: FHWA STP Cumulative Balance of Unprogrammed Revenues

Grant Program	FY 2014	FY 2015	FY 2016	FY 2017
Remaining Balance*	\$60,072,099	\$39,626,223	\$54,061,045	\$71,959,988
STP Nash-Davidson UZA	\$51,580,956	\$37,220,322	\$49,995,959	\$66,219,125
STP Murfreesboro UZA	\$8,491,143	\$2,405,901	\$4,065,086	\$5,740,863
STP Fairview	\$0.00	\$0.00	\$0.00	\$0.00
STP Lebanon	\$0.00	\$0.00	\$0.00	\$0.00
STP Portland	\$0.00	\$0.00	\$0.00	\$0.00
STP Spring Hill	\$0.00	\$0.00	\$0.00	\$0.00
STP Springfield	\$0.00	\$0.00	\$0.00	\$0.00
STP White House	\$0.00	\$0.00	\$0.00	\$0.00

Table 8. FY 2014-2017 MPO Funds: FHWA Construction Reserves & Final Balances

Grant Program	FY 2014 to FY 2017
STP Nashville-Davidson UZA Unprogrammed Funds	\$66,219,125
STP Nash-Davidson UZA Construction Reserve*	\$65,648,024
STP Nash-Davidson UZA Remaining Balance	\$571,101
STP Murfreesboro UZA Unprogrammed Funds	\$5,540,863
STP Murfreesboro UZA Construction Reserve*	\$5,440,000
STP Murfreesboro UZA Remaining Balance	\$100,863

* Construction reserves are programmed following completion of PE and are available immediately to projects based on funding availability.

Table 9. FY 2014-2017 MPO Funds: FHWA Transportation Alternatives

Grant Program	FY 2014 to FY 2017
Transportation Alternatives (ALT) Nashville-Davidson UZA Revenues*	\$6,500,000
Transportation Alternatives (ALT) Nashville-Davidson UZA Programmed**	\$6,500,000
Transportation Alternatives (ALT) Nashville-Davidson UZA Remaining Balance	\$0

* Includes unobligated balance from FY 2013. **Projects will be selected via competition following the adoption of the TIP.

ORIGINAL

Table 10. FY 2014-2017 MPO Funds: FTA Grant Revenue

Grant Program	Opening Balance*	FY 2014 Allocation	FY 2015 Allocation	FY 2016 Allocation	FY 2017 Allocation	Total Revenue
Total Revenue	\$12,538,377	\$36,730,032	\$23,781,718	\$24,024,075	\$23,162,548	\$120,236,750
5307 Nash-Davidson UZA	\$9,435,217	\$20,122,720	\$21,378,274	\$21,657,569	\$20,767,644	\$93,361,424
5307 Murfreesboro UZA	\$3,046,746	\$1,139,598	\$1,153,273	\$1,167,112	\$1,181,118	\$7,687,847
5309 Nash-Davidson UZA	\$0	\$431,711	\$0	\$0	\$0	\$431,711
5310 Nash-Davidson UZA	\$23,320	\$1,433,527	\$655,121	\$662,983	\$670,938	\$3,445,889
5316 Nash-Davidson UZA	\$33,094	\$0	\$0	\$0	\$0	\$33,094
5337 Nash-Davidson UZA	\$0	\$2,401,787	\$0	\$0	\$0	\$2,401,787
5339 Nash-Davidson UZA	\$0	\$1,171,964	\$565,980	\$506,992	\$513,076	\$2,758,012
5339 Murfreesboro UZA	\$0	\$28,725	\$29,070	\$29,419	\$29,772	\$116,985
TIGER Discretionary Grant	\$0	\$10,000,000	\$0	\$0	\$0	\$10,000,000

*Opening balance includes unobligated funds from prior years.

Table 11. FY 2014-2017 MPO Funds: FTA Grant Programmed Expenditures

Grant Program	FY 2014 Programmed	FY 2015 Programmed	FY 2016 Programmed	FY 2017 Programmed	Total Programmed
Total Amount Programmed	\$33,685,110	\$35,532,080	\$23,706,963	\$24,787,422	\$117,711,575
5307 Nash-Davidson UZA	\$17,504,302	\$33,431,909	\$21,657,569	\$18,703,636	\$91,297,416
5307 Murfreesboro UZA	\$680,000	\$850,000	\$850,000	\$4,870,000	\$7,250,000
5309 Nash-Davidson UZA	\$431,711	\$0	\$0	\$0	\$431,711
5310 Nash-Davidson UZA	\$1,433,527	\$670,673	\$662,983	\$670,938	\$3,422,569
5316 Nash-Davidson UZA	\$33,094	\$0	\$0	\$0	\$33,094
5337 Nash-Davidson UZA	\$2,401,787	\$0	\$0	\$0	\$2,401,787
5339 Nash-Davidson UZA	\$1,171,964	\$565,980	\$506,992	\$513,076	\$2,758,012
5339 Murfreesboro UZA	\$28,725	\$29,070	\$29,419	\$29,772	\$116,985
TIGER Discretionary Grant	\$10,000,000	\$0	\$0	\$0	\$10,000,000

ORIGINAL

Table 12. FY 2014-2017 MPO Funds: FTA Cumulative Balance of Unprogrammed Revenues

Grant Program	FY 2014	FY 2015	FY 2016	FY 2017
Remaining Balance*	\$6,201,399	\$4,250,646	\$4,220,477	\$845,603
5307 Nash-Davidson UZA	\$2,695,055	\$441,029	\$93,748	\$407,756
5307 Murfreesboro UZA	\$3,506,344	\$3,809,617	\$4,126,729	\$437,847
5310 Nash-Davidson UZA	\$0	\$0	\$0	\$0
5316 Nash-Davidson UZA	\$0	\$0	\$0	\$0
5339 Nash-Davidson UZA	\$0	\$0	\$0	\$0
5339 Murfreesboro UZA	\$0	\$0	\$0	\$0
TIGER Discretionary Grant	\$0	\$0	\$0	\$0

* Annual cumulative balance.

REVISED

3.5 Funding Tables

Table 3. FY 2014-2017 TDOT Program Revenues

Funding Program	FY 2014	FY 2015	FY 2016	FY 2017	TOTAL
Total Amount Programmed	\$317,195,127.00	\$179,062,960.00	\$47,583,153.00	\$16,047,317.00	\$559,888,557.00
Congestion Mitigation Air Quality Program (CMAQ)	\$14,610,125.00	\$3,984,317.00	\$759,957.00	\$554,670.00	\$19,909,069.00
Federal Earmark - High Priority (HPP)	\$16,848,404.00	\$1,166,595.00	\$5,677,613.00	\$0.00	\$23,692,612.00
Highway Safety Improvement Program (HSIP)	\$11,634,640.00	\$6,800,000.00	\$1,800,000.00	\$1,800,000.00	\$22,034,640.00
Intelligent Transportation Systems (ITS)	\$1,891,073.00	\$0.00	\$0.00	\$0.00	\$1,891,073.00
National Highway Performance Program (NHPP)	\$191,489,225.00	\$113,520,000.00	\$28,730,000.00	\$5,600,000.00	\$339,339,225.00
Safe Routes to School (SRTS)	\$1,273,119.00	\$205,137.00	\$107,909.00	\$0.00	\$1,586,165.00
Surface Transportation Program - State Program (STP)	\$17,651,480.00	\$22,160,000.00	\$2,400,000.00	\$2,400,000.00	\$44,611,480.00
Transportation Enhancement Program (ENH)	\$8,382,350.00	\$0.00	\$0.00	\$0.00	\$8,382,350.00
State Funds (including state matching funds)	\$52,531,768.00	\$31,226,911.00	\$8,107,674.00	\$5,692,647.00	\$97,559,000.00
Transportation Alternatives Program (TAP)	\$882,943.00	\$0.00	\$0.00	\$0.00	\$882,943.00

Table 4. FY 2014-2017 TDOT Program Expenditures

Funding Program	FY 2014	FY 2015	FY 2016	FY 2017	TOTAL
Total Amount Programmed	\$317,195,127.00	\$179,062,960.00	\$47,583,153.00	\$16,047,317.00	\$559,888,557.00
Congestion Mitigation Air Quality Program (CMAQ)	\$14,610,125.00	\$3,984,317.00	\$759,957.00	\$554,670.00	\$19,909,069.00
Federal Earmark - High Priority (HPP)	\$16,848,404.00	\$1,166,595.00	\$5,677,613.00	\$0.00	\$23,692,612.00
Highway Safety Improvement Program (HSIP)	\$11,634,640.00	\$6,800,000.00	\$1,800,000.00	\$1,800,000.00	\$22,034,640.00
Intelligent Transportation Systems (ITS)	\$1,891,073.00	\$0.00	\$0.00	\$0.00	\$1,891,073.00
National Highway Performance Program (NHPP)	\$191,489,225.00	\$113,520,000.00	\$28,730,000.00	\$5,600,000.00	\$339,339,225.00
Safe Routes to School (SRTS)	\$1,273,119.00	\$205,137.00	\$107,909.00	\$0.00	\$1,586,165.00
Surface Transportation Program - State Program (STP)	\$17,651,480.00	\$22,160,000.00	\$2,400,000.00	\$2,400,000.00	\$44,611,480.00
Transportation Enhancement Program (ENH)	\$8,382,350.00	\$0.00	\$0.00	\$0.00	\$8,382,350.00
State Funds (including state matching funds)	\$52,531,768.00	\$31,226,911.00	\$8,107,674.00	\$5,692,647.00	\$97,559,000.00
Transportation Alternatives Program (TAP)	\$882,943.00	\$0.00	\$0.00	\$0.00	\$882,943.00

REVISED

Table 5. FY 2014-2017 MPO Funds: FHWA STP Grant Revenues

Grant Program	Opening Balance*	FY 2014 Allocation	FY 2015 Allocation	FY 2016 Allocation	FY 2017 Allocation	Total Revenue
Total Revenue	\$90,340,437	\$19,937,899	\$18,948,634	\$18,771,231	\$18,958,943	\$166,957,144
STP Nash-Davidson UZA	\$77,455,561	\$16,774,871	\$16,942,620	\$17,112,046	\$17,283,166	\$145,568,264
STP Murfreesboro UZA	\$12,884,876	\$1,626,493	\$1,642,758	\$1,659,185	\$1,675,777	\$19,489,089
STP Fairview**	\$0.00	\$391,697	\$162,848	\$0.00	\$0.00	\$554,545
STP Lebanon**	\$0.00	\$319,296	\$0.00	\$0.00	\$0.00	\$319,296
STP Portland**	\$0.00	\$136,358	\$0.00	\$0.00	\$0.00	\$136,358
STP Spring Hill**	\$0.00	\$344,887	\$0.00	\$0.00	\$0.00	\$344,887
STP Springfield**	\$0.00	\$195,273	\$200,408	\$0.00	\$0.00	\$395,681
STP White House	\$0.00	\$149,024	\$0.00	\$0.00	\$0.00	\$149,024

**Opening balance includes unobligated funds from prior years. **STP allocated by TDOT in four-year cycles. Amounts not yet determined by TDOT for FYs 2015-2017.*

Table 6. FY 2014-2017 MPO Funds: FHWA STP Grant Program Expenditures

Grant Program	FY 2014 Programmed	FY 2015 Programmed	FY 2016 Programmed	FY 2017 Programmed	Total Programmed
Total Revenue	\$50,206,237	\$40,080,110	\$4,336,409	\$1,200,000	\$95,822,756
STP Nash-Davidson UZA	\$42,649,476	\$31,788,854	\$4,336,409	\$1,200,000	\$79,974,739
STP Murfreesboro UZA	\$6,020,226	\$7,928,000	\$0.00	\$0.00	\$13,948,226
STP Fairview**	\$391,697	\$162,848	\$0.00	\$0.00	\$554,545
STP Lebanon**	\$319,296	\$0.00	\$0.00	\$0.00	\$319,296
STP Portland**	\$136,358	\$0.00	\$0.00	\$0.00	\$136,358
STP Spring Hill**	\$344,887	\$0.00	\$0.00	\$0.00	\$344,887
STP Springfield**	\$195,273	\$200,408	\$0.00	\$0.00	\$395,681
STP White House	\$149,024	\$0.00	\$0.00	\$0.00	\$149,024

REVISED

Table 7. FY 2014-2017 MPO Funds: FHWA STP Cumulative Balance of Unprogrammed Revenues

Grant Program	FY 2014	FY 2015	FY 2016	FY 2017
Remaining Balance*	\$60,072,099	\$39,626,223	\$54,061,045	\$71,959,988
STP Nash-Davidson UZA	\$51,580,956	\$37,220,322	\$49,995,959	\$66,219,125
STP Murfreesboro UZA	\$8,491,143	\$2,405,901	\$4,065,086	\$5,740,863
STP Fairview	\$0.00	\$0.00	\$0.00	\$0.00
STP Lebanon	\$0.00	\$0.00	\$0.00	\$0.00
STP Portland	\$0.00	\$0.00	\$0.00	\$0.00
STP Spring Hill	\$0.00	\$0.00	\$0.00	\$0.00
STP Springfield	\$0.00	\$0.00	\$0.00	\$0.00
STP White House	\$0.00	\$0.00	\$0.00	\$0.00

Table 8. FY 2014-2017 MPO Funds: FHWA Construction Reserves & Final Balances

Grant Program	FY 2014 to FY 2017
STP Nashville-Davidson UZA Unprogrammed Funds	\$66,219,125
STP Nash-Davidson UZA Construction Reserve*	\$65,648,024
STP Nash-Davidson UZA Remaining Balance	\$571,101
STP Murfreesboro UZA Unprogrammed Funds	\$5,540,863
STP Murfreesboro UZA Construction Reserve*	\$5,440,000
STP Murfreesboro UZA Remaining Balance	\$100,863

* Construction reserves are programmed following completion of PE and are available immediately to projects based on funding availability.

Table 9. FY 2014-2017 MPO Funds: FHWA Transportation Alternatives

Grant Program	FY 2014 to FY 2017
Transportation Alternatives (ALT) Nashville-Davidson UZA Revenues*	\$6,500,000
Transportation Alternatives (ALT) Nashville-Davidson UZA Programmed**	\$6,500,000
Transportation Alternatives (ALT) Nashville-Davidson UZA Remaining Balance	\$0

* Includes unobligated balance from FY 2013. **Projects will be selected via competition following the adoption of the TIP.

REVISED

Table 10. FY 2014-2017 MPO Funds: FTA Grant Revenue

Grant Program	Opening Balance*	FY 2014 Allocation	FY 2015 Allocation	FY 2016 Allocation	FY 2017 Allocation	Total Revenue
Total Revenue	\$12,538,377	\$36,730,032	\$23,781,718	\$24,024,075	\$23,162,548	\$120,236,750
5307 Nash-Davidson UZA	\$9,435,217	\$20,122,720	\$21,378,274	\$21,657,569	\$20,767,644	\$93,361,424
5307 Murfreesboro UZA	\$3,046,746	\$1,139,598	\$1,153,273	\$1,167,112	\$1,181,118	\$7,687,847
5309 Nash-Davidson UZA	\$0	\$431,711	\$0	\$0	\$0	\$431,711
5310 Nash-Davidson UZA	\$23,320	\$1,433,527	\$655,121	\$662,983	\$670,938	\$3,445,889
5316 Nash-Davidson UZA	\$33,094	\$0	\$0	\$0	\$0	\$33,094
5337 Nash-Davidson UZA	\$0	\$2,401,787	\$0	\$0	\$0	\$2,401,787
5339 Nash-Davidson UZA	\$0	\$1,171,964	\$565,980	\$506,992	\$513,076	\$2,758,012
5339 Murfreesboro UZA	\$0	\$28,725	\$29,070	\$29,419	\$29,772	\$116,985
TIGER Discretionary Grant	\$0	\$10,000,000	\$0	\$0	\$0	\$10,000,000

*Opening balance includes unobligated funds from prior years.

Table 11. FY 2014-2017 MPO Funds: FTA Grant Programmed Expenditures

Grant Program	FY 2014 Programmed	FY 2015 Programmed	FY 2016 Programmed	FY 2017 Programmed	Total Programmed
Total Amount Programmed	\$33,685,110	\$35,532,080	\$23,706,963	\$24,787,422	\$117,711,575
5307 Nash-Davidson UZA	\$17,504,302	\$33,431,909	\$21,657,569	\$18,703,636	\$91,297,416
5307 Murfreesboro UZA	\$680,000	\$850,000	\$850,000	\$4,870,000	\$7,250,000
5309 Nash-Davidson UZA	\$431,711	\$0	\$0	\$0	\$431,711
5310 Nash-Davidson UZA	\$1,433,527	\$670,673	\$662,983	\$670,938	\$3,422,569
5316 Nash-Davidson UZA	\$33,094	\$0	\$0	\$0	\$33,094
5337 Nash-Davidson UZA	\$2,401,787	\$0	\$0	\$0	\$2,401,787
5339 Nash-Davidson UZA	\$1,171,964	\$565,980	\$506,992	\$513,076	\$2,758,012
5339 Murfreesboro UZA	\$28,725	\$29,070	\$29,419	\$29,772	\$116,985
TIGER Discretionary Grant	\$10,000,000	\$0	\$0	\$0	\$10,000,000

REVISED

Table 12. FY 2014-2017 MPO Funds: FTA Cumulative Balance of Unprogrammed Revenues

Grant Program	FY 2014	FY 2015	FY 2016	FY 2017
Remaining Balance*	\$6,201,399	\$4,250,646	\$4,220,477	\$845,603
5307 Nash-Davidson UZA	\$2,695,055	\$441,029	\$93,748	\$407,756
5307 Murfreesboro UZA	\$3,506,344	\$3,809,617	\$4,126,729	\$437,847
5310 Nash-Davidson UZA	\$0	\$0	\$0	\$0
5316 Nash-Davidson UZA	\$0	\$0	\$0	\$0
5339 Nash-Davidson UZA	\$0	\$0	\$0	\$0
5339 Murfreesboro UZA	\$0	\$0	\$0	\$0
TIGER Discretionary Grant	\$0	\$0	\$0	\$0

* Annual cumulative balance.