

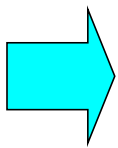
Administrative Adjustment to The Fiscal Years 2014-2017  
Transportation Improvement Program

Administrative Modification #: 2016-001  
TIP Number: 2014-89-047

**FROM:**

TIP# 2014-89-047						
Jurisdiction: TDOT						
Project: Surface Transportation Program (STP) Grouping						
Termini: Regionwide						
Description: STP eligible project work.						
FY	Work	Funding	Total	Fed	State	Local
2014	PE, ROW, CONST	STP	4,000,000	3,200,000	800,000	0
2015	PE, ROW, CONST	STP	10,000,000	8,000,000	2,000,000	0
2016	PE, ROW, CONST	STP	3,000,000	2,400,000	600,000	0
2017	PE, ROW, CONST	STP	3,000,000	2,400,000	600,000	0
<b>TOTAL</b>			<b>20,000,000</b>	<b>16,000,000</b>	<b>4,000,000</b>	<b>0</b>

**TO:**



TIP# 2014-89-047						
Jurisdiction: TDOT						
Project: Surface Transportation Program (STP) Grouping						
Termini: Regionwide						
Description: STP eligible project work.						
FY	Work	Funding	Total	Fed	State	Local
2014	PE, ROW, CONST	STP	4,000,000	3,200,000	800,000	0
2015	PE, ROW, CONST	STP	10,000,000	8,000,000	2,000,000	0
2016	PE, ROW, CONST	STP	3,000,000	2,400,000	600,000	0
2016	PE, ROW, CONST	ACSTP	300,000	0	300,000	0
2017	PE, ROW, CONST	STP	3,000,000	2,400,000	600,000	0
<b>TOTAL</b>			<b>20,300,000</b>	<b>16,000,000</b>	<b>4,300,000</b>	<b>0</b>

\*This project is being adjusted to add \$300,000 in State ACSTP funds to the project in FY16. The adjustment was requested directly to FHWA by TDOT.



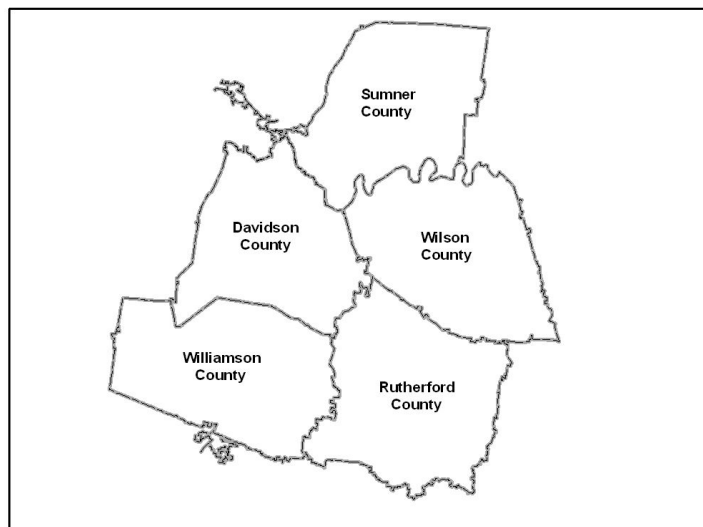
# Transportation Improvement Program for FYs 2014-2017

<b>Project Name</b>	<b>Surface Transportation Program (STP) Grouping</b>		<b>TIP #</b>	2014-89-047
<b>Improvement Type</b>	Road Upgrades		<b>Lead Agency</b>	TDOT
<b>County</b>	Multi-County	<b>Length</b>	0.00	<b>Regional Plan ID</b> Consistent
<b>Air Quality Status</b>	Exempt	<b>TDOT PIN</b>		<b>Project Cost</b> \$13,000,000.00
<b>Route</b>	Surface Transportation Program (STP) Grouping			
<b>Location</b>	Regionwide - Nashville Area MPO			
<b>Project Description</b>	See attachment 1 for a more comprehensive list of activities included but not limited for eligibility.			

Fiscal Year	Type of Work	Funding Type	Total Funds	Federal Funds	State Funds	Local funds
2014	PE, ROW, CONSTRUCTION	STP	\$4,000,000.00	\$3,200,000.00	\$800,000.00	\$0.00
2015	PE, ROW, CONSTRUCTION	STP	\$10,000,000.00	\$8,000,000.00	\$2,000,000.00	\$0.00
2016	PE, ROW, CONSTRUCTION	STP	\$3,000,000.00	\$2,400,000.00	\$600,000.00	\$0.00
2017	PE, ROW, CONSTRUCTION	STP	\$3,000,000.00	\$2,400,000.00	\$600,000.00	\$0.00

## REVISION HISTORY

4/24/2014 Amend# 2014-011 This project is being adjusted to add \$800,000 (federal share) in STP funds in FY 2014. Some of the adjusted amount was increased in previous adjustments made and not communicated by TDOT. See additional supporting documentation. The type of work for all fiscal years was changed to "PE, ROW, CONST." The adjustment also includes an updated groupings crosswalk outlining those projects that might be authorized with a higher federal share.



## PROJECT NOTES



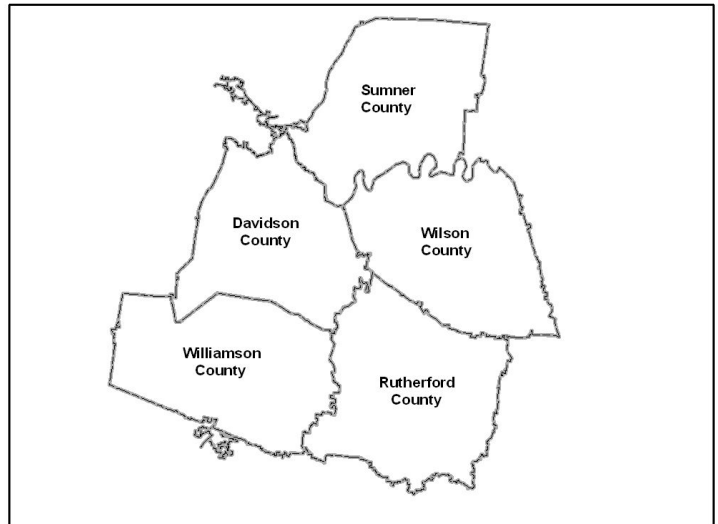
# Transportation Improvement Program for FYs 2014-2017

<b>Project Name</b>	<b>Surface Transportation Program (STP) Grouping</b>		<b>TIP #</b>	2014-89-047
<b>Improvement Type</b>	Road Upgrades		<b>Lead Agency</b>	TDOT
<b>County</b>	Multi-County	<b>Length</b>	0.00	<b>Regional Plan ID</b> Consistent
<b>Air Quality Status</b>	Exempt	<b>TDOT PIN</b>		<b>Project Cost</b> \$20,300,000.00
<b>Route</b>	Surface Transportation Program (STP) Grouping			
<b>Location</b>	Regionwide - Nashville Area MPO			
<b>Project Description</b>	See attachment 1 for a more comprehensive list of activities included but not limited for eligibility.			

Fiscal Year	Type of Work	Funding Type	Total Funds	Federal Funds	State Funds	Local funds
2014	PE, ROW, CONSTRUCTION	STP	\$4,000,000.00	\$3,200,000.00	\$800,000.00	\$0.00
2015	PE, ROW, CONSTRUCTION	STP	\$10,000,000.00	\$8,000,000.00	\$2,000,000.00	\$0.00
2016	PE, ROW, CONSTRUCTION	STP	\$3,000,000.00	\$2,400,000.00	\$600,000.00	\$0.00
2016	PE, ROW, CONSTRUCTION	STP (ACSTP)	\$300,000.00	\$0.00	\$300,000.00	\$0.00
2017	PE, ROW, CONSTRUCTION	STP	\$3,000,000.00	\$2,400,000.00	\$600,000.00	\$0.00

**REVISION HISTORY**

4/24/2014 Amend# 2014-011 This project is being adjusted to add \$800,000 (federal share) in STP funds in FY 2014. Some of the adjusted amount was increased in previous adjustments made and not communicated by TDOT. See additional supporting documentation. The type of work for all fiscal years was changed to "PE, ROW, CONST." The adjustment also includes an updated groupings crosswalk outlining those projects that might be authorized with a higher federal share.



**REVISED**

2016-001 Amn # 2016-001

This project was adjusted to add \$300,000 in State ACSTP funds in FY16. The adjustment was requested directly to FHWA by TDOT.

---

---

**PROJECT NOTES**

---

### 3.5 Funding Tables

**Table 3. FY 2014-2017 TDOT Program Revenues**

<b>Funding Program</b>	<b>FY 2014</b>	<b>FY 2015</b>	<b>FY 2016</b>	<b>FY 2017</b>	<b>TOTAL</b>
<b>Total Amount Programmed</b>	\$317,121,146.00	\$179,062,960.00	\$48,574,050.00	\$16,047,317.00	\$560,805,473.00
Congestion Mitigation Air Quality Program (CMAQ)	\$14,610,125.00	\$3,984,317.00	\$1,676,873.00	\$554,670.00	\$20,825,985.00
Federal Earmark - High Priority (HPP)	\$16,848,404.00	\$1,166,595.00	\$5,677,613.00	\$0.00	\$23,692,612.00
Highway Safety Improvement Program (HSIP)	\$11,634,640.00	\$6,800,000.00	\$1,800,000.00	\$1,800,000.00	\$22,034,640.00
Intelligent Transportation Systems (ITS)	\$1,891,073.00	\$0.00	\$0.00	\$0.00	\$1,891,073.00
National Highway Performance Program (NHPP)	\$191,489,225.00	\$113,520,000.00	\$28,730,000.00	\$5,600,000.00	\$339,339,225.00
Safe Routes to School (SRTS)	\$1,273,119.00	\$205,137.00	\$107,909.00	\$0.00	\$1,586,165.00
Surface Transportation Program - State Program (STP)	\$17,651,480.00	\$22,160,000.00	\$2,400,000.00	\$2,400,000.00	\$44,611,480.00
Transportation Enhancement Program (ENH)	\$8,382,350.00	\$0.00	\$0.00	\$0.00	\$8,382,350.00
State Funds (including state matching funds)	\$52,457,787.00	\$31,226,911.00	\$8,181,655.00	\$5,692,647.00	\$97,559,000.00
Transportation Alternatives Program (TAP)	\$882,943.00	\$0.00	\$0.00	\$0.00	\$882,943.00

**Table 4. FY 2014-2017 TDOT Program Expenditures**

<b>Funding Program</b>	<b>FY 2014</b>	<b>FY 2015</b>	<b>FY 2016</b>	<b>FY 2017</b>	<b>TOTAL</b>
<b>Total Amount Programmed</b>	\$317,121,146.00	\$179,062,960.00	\$48,574,050.00	\$16,047,317.00	\$560,805,473.00
Congestion Mitigation Air Quality Program (CMAQ)	\$14,610,125.00	\$3,984,317.00	\$1,676,873.00	\$554,670.00	\$20,825,985.00
Federal Earmark - High Priority (HPP)	\$16,848,404.00	\$1,166,595.00	\$5,677,613.00	\$0.00	\$23,692,612.00
Highway Safety Improvement Program (HSIP)	\$11,634,640.00	\$6,800,000.00	\$1,800,000.00	\$1,800,000.00	\$22,034,640.00
Intelligent Transportation Systems (ITS)	\$1,891,073.00	\$0.00	\$0.00	\$0.00	\$1,891,073.00
National Highway Performance Program (NHPP)	\$191,489,225.00	\$113,520,000.00	\$28,730,000.00	\$5,600,000.00	\$339,339,225.00
Safe Routes to School (SRTS)	\$1,273,119.00	\$205,137.00	\$107,909.00	\$0.00	\$1,586,165.00
Surface Transportation Program - State Program (STP)	\$17,651,480.00	\$22,160,000.00	\$2,400,000.00	\$2,400,000.00	\$44,611,480.00
Transportation Enhancement Program (ENH)	\$8,382,350.00	\$0.00	\$0.00	\$0.00	\$8,382,350.00
State Funds (including state matching funds)	\$52,457,787.00	\$31,226,911.00	\$8,181,655.00	\$5,692,647.00	\$97,559,000.00
Transportation Alternatives Program (TAP)	\$882,943.00	\$0.00	\$0.00	\$0.00	\$882,943.00

### 3.5 Funding Tables

**Table 3. FY 2014-2017 TDOT Program Revenues**

<b>Funding Program</b>	<b>FY 2014</b>	<b>FY 2015</b>	<b>FY 2016</b>	<b>FY 2017</b>	<b>TOTAL</b>
<b>Total Amount Programmed</b>	\$317,121,146.00	\$179,062,960.00	\$48,874,050.00	\$16,047,317.00	\$561,105,473.00
Congestion Mitigation Air Quality Program (CMAQ)	\$14,610,125.00	\$3,984,317.00	\$1,676,873.00	\$554,670.00	\$20,825,985.00
Federal Earmark - High Priority (HPP)	\$16,848,404.00	\$1,166,595.00	\$5,677,613.00	\$0.00	\$23,692,612.00
Highway Safety Improvement Program (HSIP)	\$11,634,640.00	\$6,800,000.00	\$1,800,000.00	\$1,800,000.00	\$22,034,640.00
Intelligent Transportation Systems (ITS)	\$1,891,073.00	\$0.00	\$0.00	\$0.00	\$1,891,073.00
National Highway Performance Program (NHPP)	\$191,489,225.00	\$113,520,000.00	\$28,730,000.00	\$5,600,000.00	\$339,339,225.00
Safe Routes to School (SRTS)	\$1,273,119.00	\$205,137.00	\$107,909.00	\$0.00	\$1,586,165.00
Surface Transportation Program - State Program (STP)	\$17,651,480.00	\$22,160,000.00	\$2,400,000.00	\$2,400,000.00	\$44,611,480.00
Transportation Enhancement Program (ENH)	\$8,382,350.00	\$0.00	\$0.00	\$0.00	\$8,382,350.00
State Funds (including state matching funds)	\$52,457,787.00	\$31,226,911.00	\$8,481,655.00	\$5,692,647.00	\$97,859,000.00
Transportation Alternatives Program (TAP)	\$882,943.00	\$0.00	\$0.00	\$0.00	\$882,943.00

**Table 4. FY 2014-2017 TDOT Program Expenditures**

<b>Funding Program</b>	<b>FY 2014</b>	<b>FY 2015</b>	<b>FY 2016</b>	<b>FY 2017</b>	<b>TOTAL</b>
<b>Total Amount Programmed</b>	\$317,121,146.00	\$179,062,960.00	\$48,874,050.00	\$16,047,317.00	\$561,105,473.00
Congestion Mitigation Air Quality Program (CMAQ)	\$14,610,125.00	\$3,984,317.00	\$1,676,873.00	\$554,670.00	\$20,825,985.00
Federal Earmark - High Priority (HPP)	\$16,848,404.00	\$1,166,595.00	\$5,677,613.00	\$0.00	\$23,692,612.00
Highway Safety Improvement Program (HSIP)	\$11,634,640.00	\$6,800,000.00	\$1,800,000.00	\$1,800,000.00	\$22,034,640.00
Intelligent Transportation Systems (ITS)	\$1,891,073.00	\$0.00	\$0.00	\$0.00	\$1,891,073.00
National Highway Performance Program (NHPP)	\$191,489,225.00	\$113,520,000.00	\$28,730,000.00	\$5,600,000.00	\$339,339,225.00
Safe Routes to School (SRTS)	\$1,273,119.00	\$205,137.00	\$107,909.00	\$0.00	\$1,586,165.00
Surface Transportation Program - State Program (STP)	\$17,651,480.00	\$22,160,000.00	\$2,400,000.00	\$2,400,000.00	\$44,611,480.00
Transportation Enhancement Program (ENH)	\$8,382,350.00	\$0.00	\$0.00	\$0.00	\$8,382,350.00
State Funds (including state matching funds)	\$52,457,787.00	\$31,226,911.00	\$8,481,655.00	\$5,692,647.00	\$97,859,000.00
Transportation Alternatives Program (TAP)	\$882,943.00	\$0.00	\$0.00	\$0.00	\$882,943.00